







Sea Level Rise - Palm Beach County

Outside Study Area

-  Wetlands
-  Water
-  No Protection
-  Protection Unlikely
-  Protection Reasonably Likely
-  Protection Almost Certain



**Prepared by the
South Florida Regional
Planning Council**

09/27/05

www.sfrpc.com

Sources: NOAA, FDEP, FMRI, SFWMD, Palm Beach County, SFRPC.
Note: For planning purposes only. All distances are approximate.

