







Prepared by the
South Florida Regional
Planning Council

09/27/05

www.sfrpc.com

Sea Level Rise Project - St. Lucie County

- Outside Study Area
-  Wetlands
-  Water
-  No Protection
-  Protection Unlikely
-  Protection Reasonably Likely
-  Protection Almost Certain

0 1 2 3 4 5 Miles

Sources: NOAA, FDEP, FMRI, SFWMD, St. Lucie County, SFRPC.
Note: For planning purposes only. All distances are approximate.