

APPENDIX 21-3

Traffic Count Location Maps
FDOT Weekly, Peak Season and Axle Factors

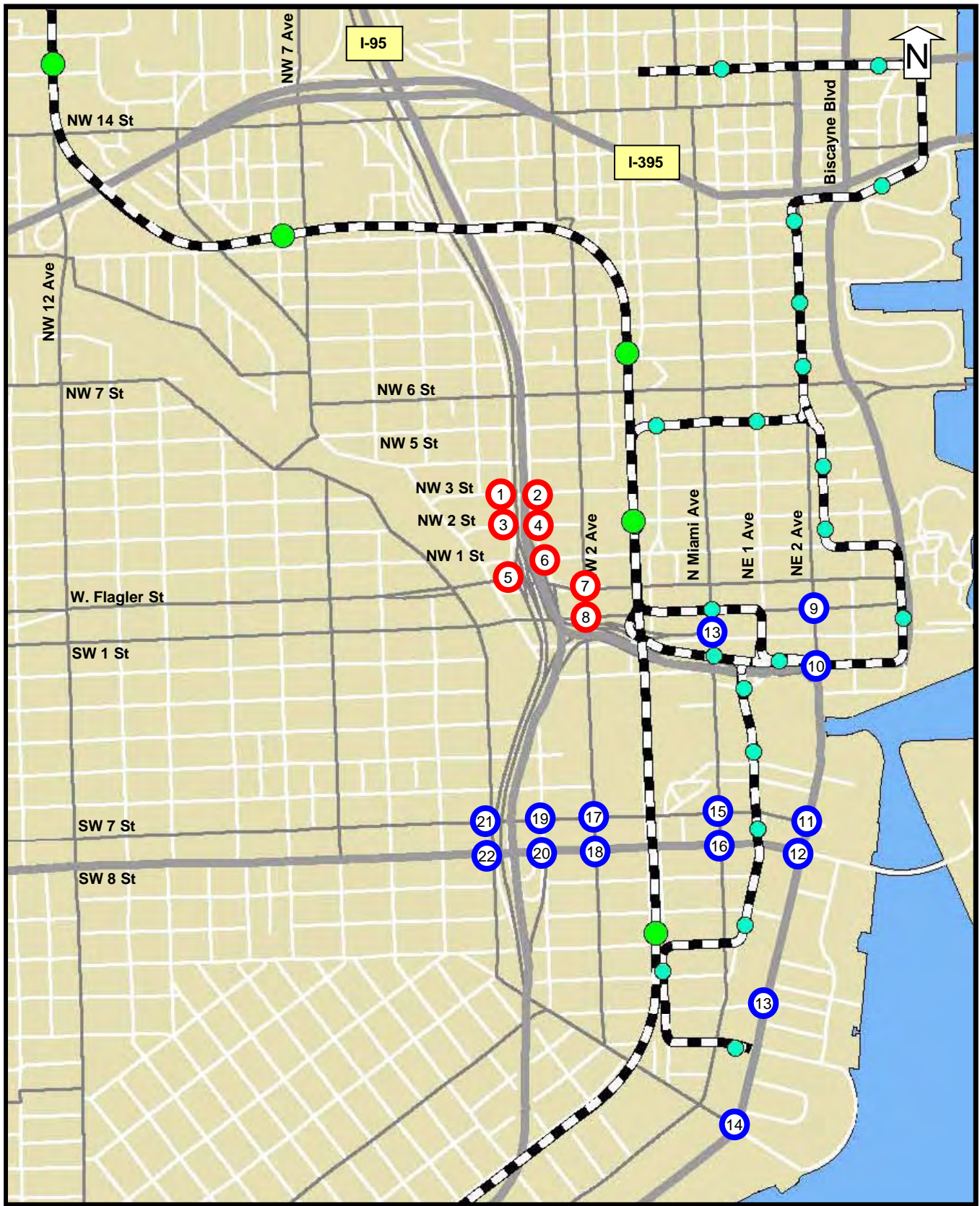
Traffic Counts on Project CD
2009 Turning Movement Counts collected by Applicant
2009 Link Counts collected by Applicant

- * FDOT Counts obtained from the 2009 Florida Traffic Information DVD
- * Miami-Dade County Traffic Counts obtained from Public Works Dept
 - * Counts not Included in Appendix 21-3



- ① Signalized Intersection - AM and PM Peak Hour Intersection Count Location - 2009 Counts
- ① Unsignalized Intersection – AM and PM Peak Hour Intersection Count Location – 2009 Counts

Figure A-1
 AM and PM Peak Hour Intersection Turning Movement Counts
 SEOPW DRI Increment III
 August 2010



Metrorail
 Metromover

AM and PM Peak Hour Intersection Count Location - 2009

AM and PM Peak Hour Intersection Count Location – 2009 - See Close Up on Figure A-3

Figure A-2
 Intersection Turning Movement Traffic Count Locations
 SEOPW DRI – Increment III
 August 2010

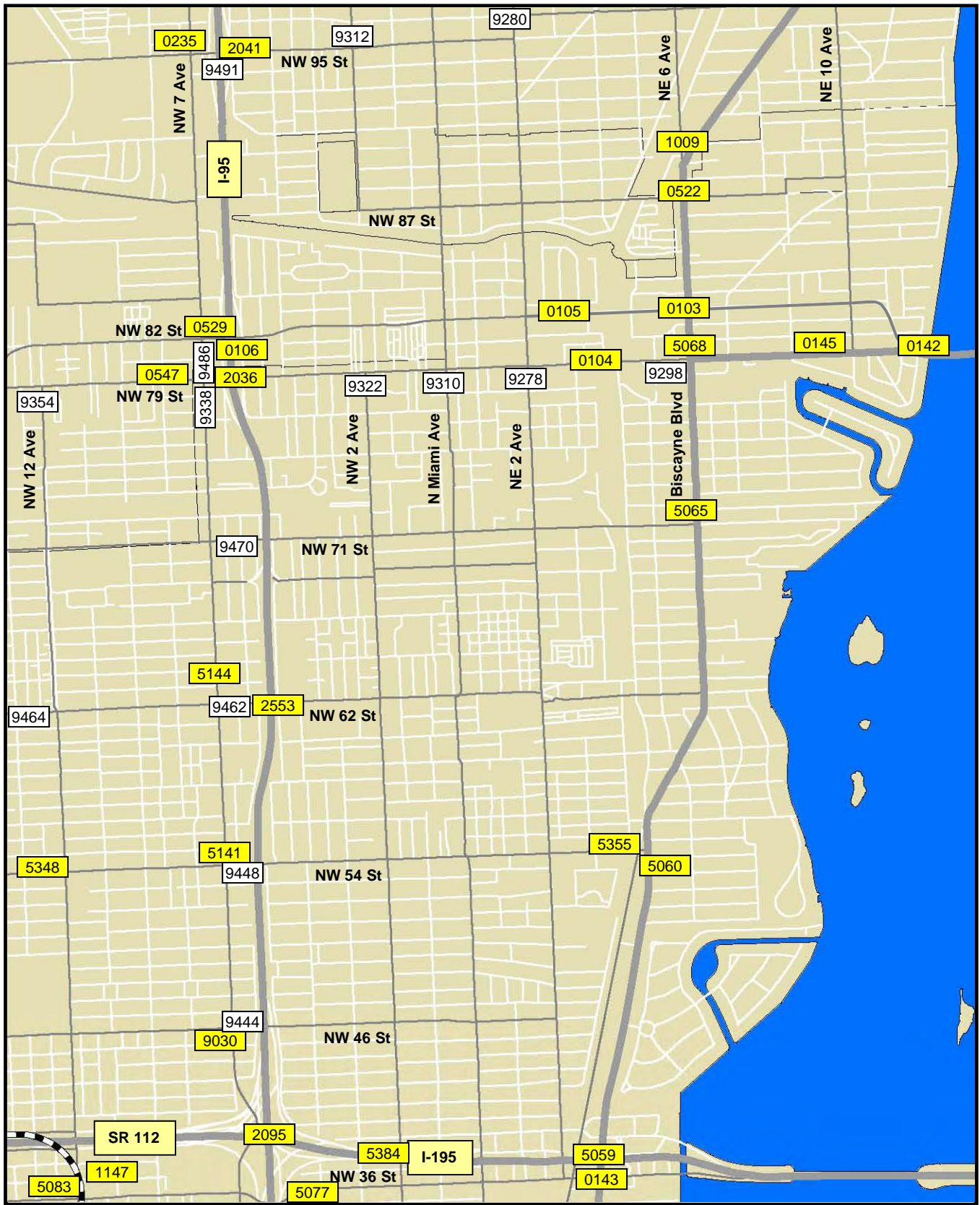


12 AM and PM Peak Hour Intersection Count Location - 2009

Figure A-3
 Intersection Turning Movement Traffic Count Locations
 SEOPW DRI – Increment III
 August 2010



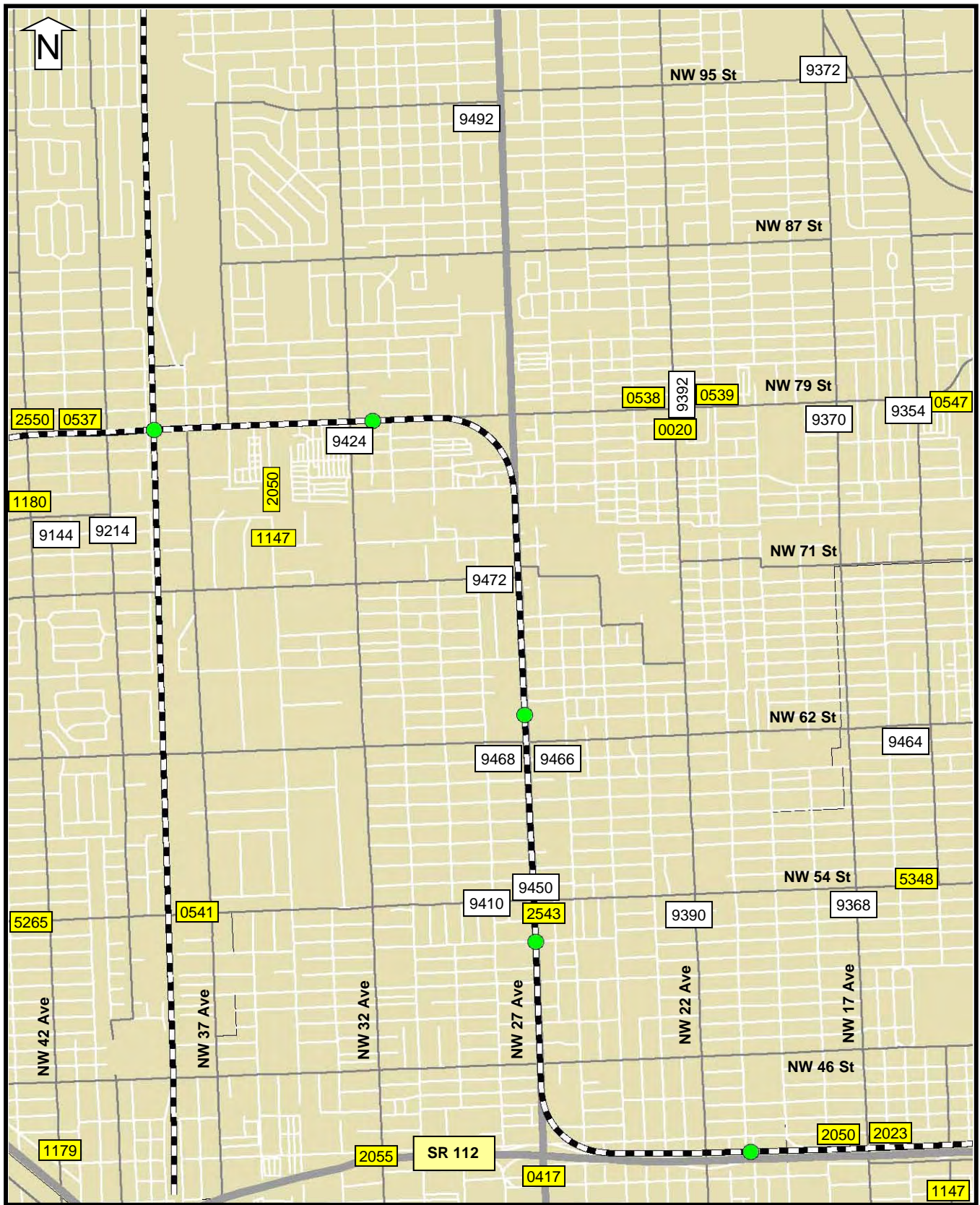
Figure B-1
 Link Counts – Central Study Area
 SEOPW DRI Increment III
 August 2010



Metrorail
 Metromover

9336 County Counts - 2009
 1000 State Counts - 2009

Figure B-2
 Link Counts – Northeast Study Area
 SEOPW DRI Increment III
 August 2010



Metrorail
 Metromover

9336 County Counts - 2009
 1000 State Counts - 2009

Figure B-3
 Link Counts – Northwest Study Area
 SEOPW DRI Increment III
 August 2010

2009 Peak Season Factor Category Report - Report Type: ALL
 Category: 8700 MIAMI-DADE NORTH

MOCF: 0.96

Week	Dates	SF	PSCF
1	01/01/2009 - 01/03/2009	1.03	1.07
2	01/04/2009 - 01/10/2009	1.02	1.06
3	01/11/2009 - 01/17/2009	1.01	1.05
4	01/18/2009 - 01/24/2009	1.00	1.04
5	01/25/2009 - 01/31/2009	0.99	1.03
6	02/01/2009 - 02/07/2009	0.98	1.02
* 7	02/08/2009 - 02/14/2009	0.97	1.01
* 8	02/15/2009 - 02/21/2009	0.96	1.00
* 9	02/22/2009 - 02/28/2009	0.96	1.00
*10	03/01/2009 - 03/07/2009	0.96	1.00
*11	03/08/2009 - 03/14/2009	0.96	1.00
*12	03/15/2009 - 03/21/2009	0.96	1.00
*13	03/22/2009 - 03/28/2009	0.96	1.00
*14	03/29/2009 - 04/04/2009	0.96	1.00
*15	04/05/2009 - 04/11/2009	0.96	1.00
*16	04/12/2009 - 04/18/2009	0.97	1.01
*17	04/19/2009 - 04/25/2009	0.97	1.01
*18	04/26/2009 - 05/02/2009	0.97	1.01
*19	05/03/2009 - 05/09/2009	0.98	1.02
20	05/10/2009 - 05/16/2009	0.98	1.02
21	05/17/2009 - 05/23/2009	0.98	1.02
22	05/24/2009 - 05/30/2009	0.99	1.03
23	05/31/2009 - 06/06/2009	0.99	1.03
24	06/07/2009 - 06/13/2009	1.00	1.04
25	06/14/2009 - 06/20/2009	1.00	1.04
26	06/21/2009 - 06/27/2009	1.01	1.05
27	06/28/2009 - 07/04/2009	1.01	1.05
28	07/05/2009 - 07/11/2009	1.02	1.06
29	07/12/2009 - 07/18/2009	1.03	1.07
30	07/19/2009 - 07/25/2009	1.02	1.06
31	07/26/2009 - 08/01/2009	1.02	1.06
32	08/02/2009 - 08/08/2009	1.01	1.05
33	08/09/2009 - 08/15/2009	1.00	1.04
34	08/16/2009 - 08/22/2009	1.01	1.05
35	08/23/2009 - 08/29/2009	1.01	1.05
36	08/30/2009 - 09/05/2009	1.01	1.05
37	09/06/2009 - 09/12/2009	1.01	1.05
38	09/13/2009 - 09/19/2009	1.01	1.05
39	09/20/2009 - 09/26/2009	1.01	1.05
40	09/27/2009 - 10/03/2009	1.00	1.04
41	10/04/2009 - 10/10/2009	1.00	1.04
42	10/11/2009 - 10/17/2009	1.00	1.04
43	10/18/2009 - 10/24/2009	1.00	1.04
44	10/25/2009 - 10/31/2009	1.01	1.05
45	11/01/2009 - 11/07/2009	1.02	1.06
46	11/08/2009 - 11/14/2009	1.02	1.06
47	11/15/2009 - 11/21/2009	1.03	1.07
48	11/22/2009 - 11/28/2009	1.03	1.07
49	11/29/2009 - 12/05/2009	1.03	1.07
50	12/06/2009 - 12/12/2009	1.03	1.07
51	12/13/2009 - 12/19/2009	1.03	1.07
52	12/20/2009 - 12/26/2009	1.02	1.06
53	12/27/2009 - 12/31/2009	1.01	1.05

* Peak Season

2009 Peak Season Factor Category Report - Report Type: ALL
 Category: 8701 MIAMI-DADE SOUTH

MOCF: 0.98
 PSCF

Week	Dates	SF	PSCF
1	01/01/2009 - 01/03/2009	0.99	1.01
2	01/04/2009 - 01/10/2009	1.00	1.02
3	01/11/2009 - 01/17/2009	1.01	1.03
4	01/18/2009 - 01/24/2009	1.01	1.03
5	01/25/2009 - 01/31/2009	1.00	1.02
6	02/01/2009 - 02/07/2009	1.00	1.02
* 7	02/08/2009 - 02/14/2009	0.99	1.01
* 8	02/15/2009 - 02/21/2009	0.98	1.00
* 9	02/22/2009 - 02/28/2009	0.98	1.00
*10	03/01/2009 - 03/07/2009	0.98	1.00
*11	03/08/2009 - 03/14/2009	0.98	1.00
*12	03/15/2009 - 03/21/2009	0.97	0.99
*13	03/22/2009 - 03/28/2009	0.98	1.00
*14	03/29/2009 - 04/04/2009	0.98	1.00
*15	04/05/2009 - 04/11/2009	0.98	1.00
*16	04/12/2009 - 04/18/2009	0.98	1.00
*17	04/19/2009 - 04/25/2009	0.98	1.00
*18	04/26/2009 - 05/02/2009	0.99	1.01
*19	05/03/2009 - 05/09/2009	0.99	1.01
20	05/10/2009 - 05/16/2009	1.00	1.02
21	05/17/2009 - 05/23/2009	1.00	1.02
22	05/24/2009 - 05/30/2009	1.00	1.02
23	05/31/2009 - 06/06/2009	1.00	1.02
24	06/07/2009 - 06/13/2009	1.01	1.03
25	06/14/2009 - 06/20/2009	1.01	1.03
26	06/21/2009 - 06/27/2009	1.01	1.03
27	06/28/2009 - 07/04/2009	1.02	1.04
28	07/05/2009 - 07/11/2009	1.02	1.04
29	07/12/2009 - 07/18/2009	1.03	1.05
30	07/19/2009 - 07/25/2009	1.02	1.04
31	07/26/2009 - 08/01/2009	1.02	1.04
32	08/02/2009 - 08/08/2009	1.01	1.03
33	08/09/2009 - 08/15/2009	1.01	1.03
34	08/16/2009 - 08/22/2009	1.01	1.03
35	08/23/2009 - 08/29/2009	1.01	1.03
36	08/30/2009 - 09/05/2009	1.02	1.04
37	09/06/2009 - 09/12/2009	1.02	1.04
38	09/13/2009 - 09/19/2009	1.02	1.04
39	09/20/2009 - 09/26/2009	1.02	1.04
40	09/27/2009 - 10/03/2009	1.01	1.03
41	10/04/2009 - 10/10/2009	1.00	1.02
42	10/11/2009 - 10/17/2009	0.99	1.01
43	10/18/2009 - 10/24/2009	1.00	1.02
44	10/25/2009 - 10/31/2009	1.00	1.02
45	11/01/2009 - 11/07/2009	1.00	1.02
46	11/08/2009 - 11/14/2009	1.00	1.02
47	11/15/2009 - 11/21/2009	1.00	1.02
48	11/22/2009 - 11/28/2009	1.00	1.02
49	11/29/2009 - 12/05/2009	1.00	1.02
50	12/06/2009 - 12/12/2009	0.99	1.01
51	12/13/2009 - 12/19/2009	0.99	1.01
52	12/20/2009 - 12/26/2009	1.00	1.02
53	12/27/2009 - 12/31/2009	1.01	1.03

* Peak Season

2009 Peak Season Factor Category Report - Report Type: ALL
 Category: 8702 MIAMI DADE NORTH EXP

MOCF: 0.98
 PSCF

Week	Dates	SF	PSCF
1	01/01/2009 - 01/03/2009	1.03	1.05
2	01/04/2009 - 01/10/2009	1.02	1.04
3	01/11/2009 - 01/17/2009	1.01	1.03
4	01/18/2009 - 01/24/2009	1.00	1.02
5	01/25/2009 - 01/31/2009	1.00	1.02
* 6	02/01/2009 - 02/07/2009	0.99	1.01
* 7	02/08/2009 - 02/14/2009	0.99	1.01
* 8	02/15/2009 - 02/21/2009	0.98	1.00
* 9	02/22/2009 - 02/28/2009	0.98	1.00
*10	03/01/2009 - 03/07/2009	0.98	1.00
*11	03/08/2009 - 03/14/2009	0.97	0.99
*12	03/15/2009 - 03/21/2009	0.97	0.99
*13	03/22/2009 - 03/28/2009	0.97	0.99
*14	03/29/2009 - 04/04/2009	0.98	1.00
*15	04/05/2009 - 04/11/2009	0.98	1.00
*16	04/12/2009 - 04/18/2009	0.98	1.00
*17	04/19/2009 - 04/25/2009	0.99	1.01
*18	04/26/2009 - 05/02/2009	0.99	1.01
19	05/03/2009 - 05/09/2009	1.00	1.02
20	05/10/2009 - 05/16/2009	1.00	1.02
21	05/17/2009 - 05/23/2009	1.00	1.02
22	05/24/2009 - 05/30/2009	1.00	1.02
23	05/31/2009 - 06/06/2009	1.00	1.02
24	06/07/2009 - 06/13/2009	1.00	1.02
25	06/14/2009 - 06/20/2009	1.00	1.02
26	06/21/2009 - 06/27/2009	1.00	1.02
27	06/28/2009 - 07/04/2009	1.01	1.03
28	07/05/2009 - 07/11/2009	1.01	1.03
29	07/12/2009 - 07/18/2009	1.02	1.04
30	07/19/2009 - 07/25/2009	1.01	1.03
31	07/26/2009 - 08/01/2009	1.01	1.03
32	08/02/2009 - 08/08/2009	1.00	1.02
33	08/09/2009 - 08/15/2009	1.00	1.02
34	08/16/2009 - 08/22/2009	1.00	1.02
35	08/23/2009 - 08/29/2009	1.01	1.03
36	08/30/2009 - 09/05/2009	1.01	1.03
37	09/06/2009 - 09/12/2009	1.02	1.04
38	09/13/2009 - 09/19/2009	1.02	1.04
39	09/20/2009 - 09/26/2009	1.01	1.03
40	09/27/2009 - 10/03/2009	1.00	1.02
41	10/04/2009 - 10/10/2009	1.00	1.02
42	10/11/2009 - 10/17/2009	0.99	1.01
43	10/18/2009 - 10/24/2009	0.99	1.01
44	10/25/2009 - 10/31/2009	0.99	1.01
45	11/01/2009 - 11/07/2009	1.00	1.02
46	11/08/2009 - 11/14/2009	1.00	1.02
47	11/15/2009 - 11/21/2009	1.00	1.02
48	11/22/2009 - 11/28/2009	1.01	1.03
49	11/29/2009 - 12/05/2009	1.01	1.03
50	12/06/2009 - 12/12/2009	1.02	1.04
51	12/13/2009 - 12/19/2009	1.03	1.05
52	12/20/2009 - 12/26/2009	1.02	1.04
53	12/27/2009 - 12/31/2009	1.01	1.03

* Peak Season

2009 Peak Season Factor Category Report - Report Type: ALL
 Category: 8703 MIAMI DADE SOUTH EXP

MOCF: 0.96
 PSCF

Week	Dates	SF	PSCF
1	01/01/2009 - 01/03/2009	1.03	1.07
2	01/04/2009 - 01/10/2009	1.01	1.05
3	01/11/2009 - 01/17/2009	1.00	1.04
4	01/18/2009 - 01/24/2009	0.99	1.03
5	01/25/2009 - 01/31/2009	0.98	1.02
* 6	02/01/2009 - 02/07/2009	0.98	1.02
* 7	02/08/2009 - 02/14/2009	0.97	1.01
* 8	02/15/2009 - 02/21/2009	0.96	1.00
* 9	02/22/2009 - 02/28/2009	0.95	0.99
*10	03/01/2009 - 03/07/2009	0.95	0.99
*11	03/08/2009 - 03/14/2009	0.94	0.98
*12	03/15/2009 - 03/21/2009	0.94	0.98
*13	03/22/2009 - 03/28/2009	0.95	0.99
*14	03/29/2009 - 04/04/2009	0.96	1.00
*15	04/05/2009 - 04/11/2009	0.96	1.00
*16	04/12/2009 - 04/18/2009	0.97	1.01
*17	04/19/2009 - 04/25/2009	0.98	1.02
*18	04/26/2009 - 05/02/2009	0.98	1.02
19	05/03/2009 - 05/09/2009	0.99	1.03
20	05/10/2009 - 05/16/2009	0.99	1.03
21	05/17/2009 - 05/23/2009	0.99	1.03
22	05/24/2009 - 05/30/2009	0.99	1.03
23	05/31/2009 - 06/06/2009	1.00	1.04
24	06/07/2009 - 06/13/2009	1.00	1.04
25	06/14/2009 - 06/20/2009	1.00	1.04
26	06/21/2009 - 06/27/2009	1.01	1.05
27	06/28/2009 - 07/04/2009	1.02	1.06
28	07/05/2009 - 07/11/2009	1.03	1.07
29	07/12/2009 - 07/18/2009	1.04	1.08
30	07/19/2009 - 07/25/2009	1.03	1.07
31	07/26/2009 - 08/01/2009	1.03	1.07
32	08/02/2009 - 08/08/2009	1.02	1.06
33	08/09/2009 - 08/15/2009	1.02	1.06
34	08/16/2009 - 08/22/2009	1.02	1.06
35	08/23/2009 - 08/29/2009	1.02	1.06
36	08/30/2009 - 09/05/2009	1.02	1.06
37	09/06/2009 - 09/12/2009	1.02	1.06
38	09/13/2009 - 09/19/2009	1.02	1.06
39	09/20/2009 - 09/26/2009	1.02	1.06
40	09/27/2009 - 10/03/2009	1.01	1.05
41	10/04/2009 - 10/10/2009	1.01	1.05
42	10/11/2009 - 10/17/2009	1.01	1.05
43	10/18/2009 - 10/24/2009	1.01	1.05
44	10/25/2009 - 10/31/2009	1.02	1.06
45	11/01/2009 - 11/07/2009	1.02	1.06
46	11/08/2009 - 11/14/2009	1.03	1.07
47	11/15/2009 - 11/21/2009	1.03	1.07
48	11/22/2009 - 11/28/2009	1.03	1.07
49	11/29/2009 - 12/05/2009	1.03	1.07
50	12/06/2009 - 12/12/2009	1.03	1.07
51	12/13/2009 - 12/19/2009	1.03	1.07
52	12/20/2009 - 12/26/2009	1.01	1.05
53	12/27/2009 - 12/31/2009	1.00	1.04

* Peak Season

2009 Peak Season Factor Category Report - Report Type: ALL
 Category: 8719 MIAMI-DADE I 195

Week	Dates	SF	MOCF: 0.94 PSCF
1	01/01/2009 - 01/03/2009	1.02	1.08
2	01/04/2009 - 01/10/2009	1.00	1.06
3	01/11/2009 - 01/17/2009	0.99	1.05
4	01/18/2009 - 01/24/2009	0.98	1.04
* 5	01/25/2009 - 01/31/2009	0.97	1.03
* 6	02/01/2009 - 02/07/2009	0.96	1.02
* 7	02/08/2009 - 02/14/2009	0.95	1.01
* 8	02/15/2009 - 02/21/2009	0.94	1.00
* 9	02/22/2009 - 02/28/2009	0.93	0.98
*10	03/01/2009 - 03/07/2009	0.93	0.98
*11	03/08/2009 - 03/14/2009	0.92	0.97
*12	03/15/2009 - 03/21/2009	0.91	0.96
*13	03/22/2009 - 03/28/2009	0.93	0.98
*14	03/29/2009 - 04/04/2009	0.94	1.00
*15	04/05/2009 - 04/11/2009	0.96	1.02
*16	04/12/2009 - 04/18/2009	0.97	1.03
*17	04/19/2009 - 04/25/2009	0.97	1.03
18	04/26/2009 - 05/02/2009	0.97	1.03
19	05/03/2009 - 05/09/2009	0.97	1.03
20	05/10/2009 - 05/16/2009	0.97	1.03
21	05/17/2009 - 05/23/2009	0.98	1.04
22	05/24/2009 - 05/30/2009	0.99	1.05
23	05/31/2009 - 06/06/2009	1.01	1.07
24	06/07/2009 - 06/13/2009	1.02	1.08
25	06/14/2009 - 06/20/2009	1.03	1.09
26	06/21/2009 - 06/27/2009	1.04	1.10
27	06/28/2009 - 07/04/2009	1.05	1.11
28	07/05/2009 - 07/11/2009	1.06	1.12
29	07/12/2009 - 07/18/2009	1.07	1.13
30	07/19/2009 - 07/25/2009	1.06	1.12
31	07/26/2009 - 08/01/2009	1.05	1.11
32	08/02/2009 - 08/08/2009	1.04	1.10
33	08/09/2009 - 08/15/2009	1.03	1.09
34	08/16/2009 - 08/22/2009	1.03	1.09
35	08/23/2009 - 08/29/2009	1.04	1.10
36	08/30/2009 - 09/05/2009	1.04	1.10
37	09/06/2009 - 09/12/2009	1.05	1.11
38	09/13/2009 - 09/19/2009	1.05	1.11
39	09/20/2009 - 09/26/2009	1.04	1.10
40	09/27/2009 - 10/03/2009	1.03	1.09
41	10/04/2009 - 10/10/2009	1.02	1.08
42	10/11/2009 - 10/17/2009	1.01	1.07
43	10/18/2009 - 10/24/2009	1.01	1.07
44	10/25/2009 - 10/31/2009	1.02	1.08
45	11/01/2009 - 11/07/2009	1.02	1.08
46	11/08/2009 - 11/14/2009	1.03	1.09
47	11/15/2009 - 11/21/2009	1.03	1.09
48	11/22/2009 - 11/28/2009	1.03	1.09
49	11/29/2009 - 12/05/2009	1.02	1.08
50	12/06/2009 - 12/12/2009	1.02	1.08
51	12/13/2009 - 12/19/2009	1.02	1.08
52	12/20/2009 - 12/26/2009	1.00	1.06
53	12/27/2009 - 12/31/2009	0.99	1.05

* Peak Season

2009 Peak Season Factor Category Report - Report Type: ALL
 Category: 8739 MIAMI-DADE I 395

Week	Dates	SF	MOCF: 0.93 PSCF
1	01/01/2009 - 01/03/2009	1.00	1.08
2	01/04/2009 - 01/10/2009	1.00	1.08
3	01/11/2009 - 01/17/2009	0.99	1.07
4	01/18/2009 - 01/24/2009	0.98	1.05
* 5	01/25/2009 - 01/31/2009	0.97	1.04
* 6	02/01/2009 - 02/07/2009	0.96	1.03
* 7	02/08/2009 - 02/14/2009	0.95	1.02
* 8	02/15/2009 - 02/21/2009	0.94	1.01
* 9	02/22/2009 - 02/28/2009	0.93	1.00
*10	03/01/2009 - 03/07/2009	0.91	0.98
*11	03/08/2009 - 03/14/2009	0.89	0.96
*12	03/15/2009 - 03/21/2009	0.88	0.95
*13	03/22/2009 - 03/28/2009	0.90	0.97
*14	03/29/2009 - 04/04/2009	0.91	0.98
*15	04/05/2009 - 04/11/2009	0.93	1.00
*16	04/12/2009 - 04/18/2009	0.95	1.02
*17	04/19/2009 - 04/25/2009	0.96	1.03
18	04/26/2009 - 05/02/2009	0.97	1.04
19	05/03/2009 - 05/09/2009	0.98	1.05
20	05/10/2009 - 05/16/2009	0.99	1.07
21	05/17/2009 - 05/23/2009	1.00	1.08
22	05/24/2009 - 05/30/2009	1.01	1.09
23	05/31/2009 - 06/06/2009	1.03	1.11
24	06/07/2009 - 06/13/2009	1.04	1.12
25	06/14/2009 - 06/20/2009	1.05	1.13
26	06/21/2009 - 06/27/2009	1.04	1.12
27	06/28/2009 - 07/04/2009	1.04	1.12
28	07/05/2009 - 07/11/2009	1.03	1.11
29	07/12/2009 - 07/18/2009	1.03	1.11
30	07/19/2009 - 07/25/2009	1.03	1.11
31	07/26/2009 - 08/01/2009	1.04	1.12
32	08/02/2009 - 08/08/2009	1.04	1.12
33	08/09/2009 - 08/15/2009	1.05	1.13
34	08/16/2009 - 08/22/2009	1.06	1.14
35	08/23/2009 - 08/29/2009	1.07	1.15
36	08/30/2009 - 09/05/2009	1.07	1.15
37	09/06/2009 - 09/12/2009	1.08	1.16
38	09/13/2009 - 09/19/2009	1.09	1.17
39	09/20/2009 - 09/26/2009	1.08	1.16
40	09/27/2009 - 10/03/2009	1.07	1.15
41	10/04/2009 - 10/10/2009	1.05	1.13
42	10/11/2009 - 10/17/2009	1.04	1.12
43	10/18/2009 - 10/24/2009	1.03	1.11
44	10/25/2009 - 10/31/2009	1.03	1.11
45	11/01/2009 - 11/07/2009	1.02	1.10
46	11/08/2009 - 11/14/2009	1.02	1.10
47	11/15/2009 - 11/21/2009	1.01	1.09
48	11/22/2009 - 11/28/2009	1.01	1.09
49	11/29/2009 - 12/05/2009	1.00	1.08
50	12/06/2009 - 12/12/2009	1.00	1.08
51	12/13/2009 - 12/19/2009	1.00	1.08
52	12/20/2009 - 12/26/2009	1.00	1.08
53	12/27/2009 - 12/31/2009	0.99	1.07

* Peak Season

2009 Peak Season Factor Category Report - Report Type: ALL
 Category: 8775 MIAMI-DADE I 75

MOCF: 0.97
 PSCF

Week	Dates	SF	PSCF
1	01/01/2009 - 01/03/2009	1.00	1.03
2	01/04/2009 - 01/10/2009	1.00	1.03
3	01/11/2009 - 01/17/2009	1.00	1.03
4	01/18/2009 - 01/24/2009	0.99	1.02
5	01/25/2009 - 01/31/2009	0.99	1.02
* 6	02/01/2009 - 02/07/2009	0.98	1.01
* 7	02/08/2009 - 02/14/2009	0.98	1.01
* 8	02/15/2009 - 02/21/2009	0.97	1.00
* 9	02/22/2009 - 02/28/2009	0.97	1.00
*10	03/01/2009 - 03/07/2009	0.97	1.00
*11	03/08/2009 - 03/14/2009	0.96	0.99
*12	03/15/2009 - 03/21/2009	0.96	0.99
*13	03/22/2009 - 03/28/2009	0.96	0.99
*14	03/29/2009 - 04/04/2009	0.97	1.00
*15	04/05/2009 - 04/11/2009	0.98	1.01
*16	04/12/2009 - 04/18/2009	0.98	1.01
*17	04/19/2009 - 04/25/2009	0.99	1.02
*18	04/26/2009 - 05/02/2009	0.99	1.02
19	05/03/2009 - 05/09/2009	1.00	1.03
20	05/10/2009 - 05/16/2009	1.00	1.03
21	05/17/2009 - 05/23/2009	1.00	1.03
22	05/24/2009 - 05/30/2009	1.00	1.03
23	05/31/2009 - 06/06/2009	1.01	1.04
24	06/07/2009 - 06/13/2009	1.01	1.04
25	06/14/2009 - 06/20/2009	1.01	1.04
26	06/21/2009 - 06/27/2009	1.01	1.04
27	06/28/2009 - 07/04/2009	1.02	1.05
28	07/05/2009 - 07/11/2009	1.02	1.05
29	07/12/2009 - 07/18/2009	1.03	1.06
30	07/19/2009 - 07/25/2009	1.02	1.05
31	07/26/2009 - 08/01/2009	1.02	1.05
32	08/02/2009 - 08/08/2009	1.01	1.04
33	08/09/2009 - 08/15/2009	1.01	1.04
34	08/16/2009 - 08/22/2009	1.02	1.05
35	08/23/2009 - 08/29/2009	1.02	1.05
36	08/30/2009 - 09/05/2009	1.03	1.06
37	09/06/2009 - 09/12/2009	1.03	1.06
38	09/13/2009 - 09/19/2009	1.04	1.07
39	09/20/2009 - 09/26/2009	1.03	1.06
40	09/27/2009 - 10/03/2009	1.02	1.05
41	10/04/2009 - 10/10/2009	1.01	1.04
42	10/11/2009 - 10/17/2009	1.00	1.03
43	10/18/2009 - 10/24/2009	1.00	1.03
44	10/25/2009 - 10/31/2009	1.00	1.03
45	11/01/2009 - 11/07/2009	1.00	1.03
46	11/08/2009 - 11/14/2009	1.00	1.03
47	11/15/2009 - 11/21/2009	1.00	1.03
48	11/22/2009 - 11/28/2009	1.00	1.03
49	11/29/2009 - 12/05/2009	1.00	1.03
50	12/06/2009 - 12/12/2009	1.00	1.03
51	12/13/2009 - 12/19/2009	1.00	1.03
52	12/20/2009 - 12/26/2009	1.00	1.03
53	12/27/2009 - 12/31/2009	1.00	1.03

* Peak Season

2009 Peak Season Factor Category Report - Report Type: ALL
 Category: 8795 MIAMI-DADE I 95

Week	Dates	SF	MOCF: 0.94 PSCF
1	01/01/2009 - 01/03/2009	1.05	1.12
2	01/04/2009 - 01/10/2009	1.01	1.07
3	01/11/2009 - 01/17/2009	0.98	1.04
4	01/18/2009 - 01/24/2009	0.97	1.03
* 5	01/25/2009 - 01/31/2009	0.96	1.02
* 6	02/01/2009 - 02/07/2009	0.95	1.01
* 7	02/08/2009 - 02/14/2009	0.94	1.00
* 8	02/15/2009 - 02/21/2009	0.93	0.99
* 9	02/22/2009 - 02/28/2009	0.93	0.99
*10	03/01/2009 - 03/07/2009	0.93	0.99
*11	03/08/2009 - 03/14/2009	0.93	0.99
*12	03/15/2009 - 03/21/2009	0.93	0.99
*13	03/22/2009 - 03/28/2009	0.94	1.00
*14	03/29/2009 - 04/04/2009	0.94	1.00
*15	04/05/2009 - 04/11/2009	0.94	1.00
*16	04/12/2009 - 04/18/2009	0.95	1.01
*17	04/19/2009 - 04/25/2009	0.96	1.02
18	04/26/2009 - 05/02/2009	0.98	1.04
19	05/03/2009 - 05/09/2009	1.00	1.06
20	05/10/2009 - 05/16/2009	1.01	1.07
21	05/17/2009 - 05/23/2009	1.01	1.07
22	05/24/2009 - 05/30/2009	1.01	1.07
23	05/31/2009 - 06/06/2009	1.02	1.08
24	06/07/2009 - 06/13/2009	1.02	1.08
25	06/14/2009 - 06/20/2009	1.02	1.08
26	06/21/2009 - 06/27/2009	1.02	1.08
27	06/28/2009 - 07/04/2009	1.02	1.08
28	07/05/2009 - 07/11/2009	1.03	1.09
29	07/12/2009 - 07/18/2009	1.03	1.09
30	07/19/2009 - 07/25/2009	1.03	1.09
31	07/26/2009 - 08/01/2009	1.02	1.08
32	08/02/2009 - 08/08/2009	1.02	1.08
33	08/09/2009 - 08/15/2009	1.02	1.08
34	08/16/2009 - 08/22/2009	1.03	1.09
35	08/23/2009 - 08/29/2009	1.04	1.11
36	08/30/2009 - 09/05/2009	1.05	1.12
37	09/06/2009 - 09/12/2009	1.06	1.13
38	09/13/2009 - 09/19/2009	1.07	1.14
39	09/20/2009 - 09/26/2009	1.05	1.12
40	09/27/2009 - 10/03/2009	1.04	1.11
41	10/04/2009 - 10/10/2009	1.02	1.08
42	10/11/2009 - 10/17/2009	1.00	1.06
43	10/18/2009 - 10/24/2009	1.01	1.07
44	10/25/2009 - 10/31/2009	1.02	1.08
45	11/01/2009 - 11/07/2009	1.03	1.09
46	11/08/2009 - 11/14/2009	1.04	1.11
47	11/15/2009 - 11/21/2009	1.05	1.12
48	11/22/2009 - 11/28/2009	1.05	1.12
49	11/29/2009 - 12/05/2009	1.05	1.12
50	12/06/2009 - 12/12/2009	1.05	1.12
51	12/13/2009 - 12/19/2009	1.05	1.12
52	12/20/2009 - 12/26/2009	1.01	1.07
53	12/27/2009 - 12/31/2009	0.98	1.04

* Peak Season

2009 Weekly Axle Factor Category Report - Report Type: ALL

County: 87 - MIAMI-DADE

Week	Dates	8701 MIAMI-DADE RURAL	8702 SR 5/US-1/BRICKELL	SR 997	8703	SR 823	8704
1	01/01/2009 - 01/03/2009	0.93	0.98		0.92		0.97
2	01/04/2009 - 01/10/2009	0.93	0.98		0.92		0.97
3	01/11/2009 - 01/17/2009	0.93	0.98		0.92		0.97
4	01/18/2009 - 01/24/2009	0.93	0.98		0.93		0.97
5	01/25/2009 - 01/31/2009	0.93	0.98		0.93		0.97
6	02/01/2009 - 02/07/2009	0.93	0.98		0.93		0.97
7	02/08/2009 - 02/14/2009	0.93	0.98		0.93		0.97
8	02/15/2009 - 02/21/2009	0.93	0.98		0.93		0.97
9	02/22/2009 - 02/28/2009	0.93	0.98		0.94		0.97
10	03/01/2009 - 03/07/2009	0.93	0.98		0.95		0.97
11	03/08/2009 - 03/14/2009	0.93	0.98		0.96		0.97
12	03/15/2009 - 03/21/2009	0.93	0.98		0.98		0.97
13	03/22/2009 - 03/28/2009	0.93	0.98		0.97		0.97
14	03/29/2009 - 04/04/2009	0.93	0.98		0.97		0.97
15	04/05/2009 - 04/11/2009	0.93	0.98		0.97		0.97
16	04/12/2009 - 04/18/2009	0.93	0.98		0.96		0.97
17	04/19/2009 - 04/25/2009	0.93	0.98		0.96		0.97
18	04/26/2009 - 05/02/2009	0.93	0.98		0.96		0.97
19	05/03/2009 - 05/09/2009	0.93	0.98		0.96		0.97
20	05/10/2009 - 05/16/2009	0.93	0.98		0.95		0.97
21	05/17/2009 - 05/23/2009	0.93	0.98		0.95		0.97
22	05/24/2009 - 05/30/2009	0.93	0.98		0.95		0.97
23	05/31/2009 - 06/06/2009	0.93	0.98		0.95		0.97
24	06/07/2009 - 06/13/2009	0.93	0.98		0.94		0.97
25	06/14/2009 - 06/20/2009	0.93	0.98		0.94		0.97
26	06/21/2009 - 06/27/2009	0.93	0.98		0.94		0.97
27	06/28/2009 - 07/04/2009	0.93	0.98		0.94		0.97
28	07/05/2009 - 07/11/2009	0.93	0.98		0.93		0.97
29	07/12/2009 - 07/18/2009	0.93	0.98		0.93		0.97
30	07/19/2009 - 07/25/2009	0.93	0.98		0.93		0.97
31	07/26/2009 - 08/01/2009	0.93	0.98		0.93		0.97
32	08/02/2009 - 08/08/2009	0.93	0.98		0.93		0.97
33	08/09/2009 - 08/15/2009	0.93	0.98		0.93		0.97
34	08/16/2009 - 08/22/2009	0.93	0.98		0.93		0.97
35	08/23/2009 - 08/29/2009	0.93	0.98		0.93		0.97
36	08/30/2009 - 09/05/2009	0.93	0.98		0.93		0.97
37	09/06/2009 - 09/12/2009	0.93	0.98		0.93		0.97
38	09/13/2009 - 09/19/2009	0.93	0.98		0.93		0.97
39	09/20/2009 - 09/26/2009	0.93	0.98		0.93		0.97
40	09/27/2009 - 10/03/2009	0.93	0.98		0.93		0.97
41	10/04/2009 - 10/10/2009	0.93	0.98		0.93		0.97
42	10/11/2009 - 10/17/2009	0.93	0.98		0.93		0.97
43	10/18/2009 - 10/24/2009	0.93	0.98		0.93		0.97
44	10/25/2009 - 10/31/2009	0.93	0.98		0.93		0.97
45	11/01/2009 - 11/07/2009	0.93	0.98		0.93		0.97
46	11/08/2009 - 11/14/2009	0.93	0.98		0.93		0.97
47	11/15/2009 - 11/21/2009	0.93	0.98		0.93		0.97
48	11/22/2009 - 11/28/2009	0.93	0.98		0.93		0.97
49	11/29/2009 - 12/05/2009	0.93	0.98		0.93		0.97
50	12/06/2009 - 12/12/2009	0.93	0.98		0.93		0.97
51	12/13/2009 - 12/19/2009	0.93	0.98		0.93		0.97
52	12/20/2009 - 12/26/2009	0.93	0.98		0.93		0.97
53	12/27/2009 - 12/31/2009	0.93	0.98		0.92		0.97

2009 Weekly Axle Factor Category Report - Report Type: ALL

County: 87 - MIAMI-DADE

Week	Dates	8705 SR112/NW36ST/LEJEUNE	SR 94	8706	SR 878	8707	8708 SR 5/SO DIXIE HWY
1	01/01/2009 - 01/03/2009	0.97		1.00		1.00	0.97
2	01/04/2009 - 01/10/2009	0.97		1.00		1.00	0.97
3	01/11/2009 - 01/17/2009	0.97		0.99		1.00	0.97
4	01/18/2009 - 01/24/2009	0.97		0.99		1.00	0.97
5	01/25/2009 - 01/31/2009	0.97		0.99		1.00	0.97
6	02/01/2009 - 02/07/2009	0.97		0.99		1.00	0.97
7	02/08/2009 - 02/14/2009	0.97		0.98		1.00	0.97
8	02/15/2009 - 02/21/2009	0.97		0.98		1.00	0.97
9	02/22/2009 - 02/28/2009	0.97		0.98		1.00	0.97
10	03/01/2009 - 03/07/2009	0.97		0.98		1.00	0.97
11	03/08/2009 - 03/14/2009	0.97		0.98		1.00	0.97
12	03/15/2009 - 03/21/2009	0.97		0.99		1.00	0.97
13	03/22/2009 - 03/28/2009	0.97		0.99		1.00	0.97
14	03/29/2009 - 04/04/2009	0.97		0.99		0.99	0.97
15	04/05/2009 - 04/11/2009	0.97		1.00		0.99	0.97
16	04/12/2009 - 04/18/2009	0.97		1.00		0.99	0.97
17	04/19/2009 - 04/25/2009	0.97		1.00		0.99	0.97
18	04/26/2009 - 05/02/2009	0.97		1.00		0.99	0.97
19	05/03/2009 - 05/09/2009	0.97		1.00		1.00	0.97
20	05/10/2009 - 05/16/2009	0.97		1.00		1.00	0.98
21	05/17/2009 - 05/23/2009	0.97		1.00		1.00	0.98
22	05/24/2009 - 05/30/2009	0.97		1.00		1.00	0.98
23	05/31/2009 - 06/06/2009	0.97		1.00		1.00	0.98
24	06/07/2009 - 06/13/2009	0.97		1.00		1.00	0.98
25	06/14/2009 - 06/20/2009	0.97		1.00		1.00	0.98
26	06/21/2009 - 06/27/2009	0.97		1.00		1.00	0.98
27	06/28/2009 - 07/04/2009	0.97		1.00		1.00	0.98
28	07/05/2009 - 07/11/2009	0.97		1.00		1.00	0.98
29	07/12/2009 - 07/18/2009	0.97		1.00		1.00	0.98
30	07/19/2009 - 07/25/2009	0.97		1.00		1.00	0.98
31	07/26/2009 - 08/01/2009	0.97		1.00		1.00	0.98
32	08/02/2009 - 08/08/2009	0.97		1.00		1.00	0.98
33	08/09/2009 - 08/15/2009	0.97		1.00		1.00	0.98
34	08/16/2009 - 08/22/2009	0.97		1.00		1.00	0.98
35	08/23/2009 - 08/29/2009	0.97		1.00		1.00	0.98
36	08/30/2009 - 09/05/2009	0.97		1.00		1.00	0.98
37	09/06/2009 - 09/12/2009	0.97		1.00		1.00	0.98
38	09/13/2009 - 09/19/2009	0.97		1.00		1.00	0.98
39	09/20/2009 - 09/26/2009	0.97		1.00		1.00	0.98
40	09/27/2009 - 10/03/2009	0.97		1.00		1.00	0.97
41	10/04/2009 - 10/10/2009	0.97		1.00		1.00	0.97
42	10/11/2009 - 10/17/2009	0.97		1.00		1.00	0.97
43	10/18/2009 - 10/24/2009	0.97		1.00		1.00	0.97
44	10/25/2009 - 10/31/2009	0.97		1.00		1.00	0.97
45	11/01/2009 - 11/07/2009	0.97		1.00		1.00	0.97
46	11/08/2009 - 11/14/2009	0.97		1.00		1.00	0.97
47	11/15/2009 - 11/21/2009	0.97		1.00		1.00	0.97
48	11/22/2009 - 11/28/2009	0.97		1.00		1.00	0.97
49	11/29/2009 - 12/05/2009	0.97		1.00		1.00	0.97
50	12/06/2009 - 12/12/2009	0.97		1.00		1.00	0.97
51	12/13/2009 - 12/19/2009	0.97		1.00		1.00	0.97
52	12/20/2009 - 12/26/2009	0.97		1.00		1.00	0.97
53	12/27/2009 - 12/31/2009	0.97		0.99		1.00	0.97

2009 Weekly Axle Factor Category Report - Report Type: ALL

County: 87 - MIAMI-DADE

Week	Dates	8709 SR 5/BISCAYNE BLVD	SR 986	8710	SR 948	8711	SR 944	8712
1	01/01/2009 - 01/03/2009	0.99		0.99		0.97		0.99
2	01/04/2009 - 01/10/2009	0.99		0.99		0.97		0.99
3	01/11/2009 - 01/17/2009	0.99		0.99		0.97		0.99
4	01/18/2009 - 01/24/2009	0.99		0.99		0.97		0.99
5	01/25/2009 - 01/31/2009	0.99		0.99		0.97		0.99
6	02/01/2009 - 02/07/2009	0.99		0.99		0.97		0.99
7	02/08/2009 - 02/14/2009	0.99		0.99		0.97		0.99
8	02/15/2009 - 02/21/2009	0.99		0.99		0.97		0.99
9	02/22/2009 - 02/28/2009	0.99		0.99		0.97		0.99
10	03/01/2009 - 03/07/2009	0.99		0.99		0.97		0.99
11	03/08/2009 - 03/14/2009	0.99		0.99		0.97		0.99
12	03/15/2009 - 03/21/2009	0.99		0.99		0.97		0.99
13	03/22/2009 - 03/28/2009	0.99		0.99		0.97		0.99
14	03/29/2009 - 04/04/2009	0.99		0.99		0.97		0.99
15	04/05/2009 - 04/11/2009	0.99		0.99		0.97		0.99
16	04/12/2009 - 04/18/2009	0.99		0.99		0.97		0.99
17	04/19/2009 - 04/25/2009	0.99		0.99		0.97		0.99
18	04/26/2009 - 05/02/2009	0.99		0.99		0.97		0.99
19	05/03/2009 - 05/09/2009	0.99		0.99		0.97		0.99
20	05/10/2009 - 05/16/2009	0.99		0.99		0.97		0.99
21	05/17/2009 - 05/23/2009	0.99		0.99		0.97		0.99
22	05/24/2009 - 05/30/2009	0.99		0.99		0.97		0.99
23	05/31/2009 - 06/06/2009	0.99		0.99		0.97		0.99
24	06/07/2009 - 06/13/2009	0.99		0.99		0.97		0.99
25	06/14/2009 - 06/20/2009	0.99		0.99		0.97		0.99
26	06/21/2009 - 06/27/2009	0.99		0.99		0.97		0.99
27	06/28/2009 - 07/04/2009	0.99		0.99		0.97		0.99
28	07/05/2009 - 07/11/2009	0.99		0.99		0.97		0.99
29	07/12/2009 - 07/18/2009	0.99		0.99		0.97		0.99
30	07/19/2009 - 07/25/2009	0.99		0.99		0.97		0.99
31	07/26/2009 - 08/01/2009	0.99		0.99		0.97		0.99
32	08/02/2009 - 08/08/2009	0.99		0.99		0.97		0.99
33	08/09/2009 - 08/15/2009	0.99		0.99		0.97		0.99
34	08/16/2009 - 08/22/2009	0.99		0.99		0.97		0.99
35	08/23/2009 - 08/29/2009	0.99		0.99		0.97		0.99
36	08/30/2009 - 09/05/2009	0.99		0.99		0.97		0.99
37	09/06/2009 - 09/12/2009	0.99		0.99		0.97		0.99
38	09/13/2009 - 09/19/2009	0.99		0.99		0.97		0.99
39	09/20/2009 - 09/26/2009	0.99		0.99		0.97		0.99
40	09/27/2009 - 10/03/2009	0.99		0.99		0.97		0.99
41	10/04/2009 - 10/10/2009	0.99		0.99		0.97		0.99
42	10/11/2009 - 10/17/2009	0.99		0.99		0.97		0.99
43	10/18/2009 - 10/24/2009	0.99		0.99		0.97		0.99
44	10/25/2009 - 10/31/2009	0.99		0.99		0.97		0.99
45	11/01/2009 - 11/07/2009	0.99		0.99		0.97		0.99
46	11/08/2009 - 11/14/2009	0.99		0.99		0.97		0.99
47	11/15/2009 - 11/21/2009	0.99		0.99		0.97		0.99
48	11/22/2009 - 11/28/2009	0.99		0.99		0.97		0.99
49	11/29/2009 - 12/05/2009	0.99		0.99		0.97		0.99
50	12/06/2009 - 12/12/2009	0.99		0.99		0.97		0.99
51	12/13/2009 - 12/19/2009	0.99		0.99		0.97		0.99
52	12/20/2009 - 12/26/2009	0.99		0.99		0.97		0.99
53	12/27/2009 - 12/31/2009	0.99		0.99		0.97		0.99

2009 Weekly Axle Factor Category Report - Report Type: ALL

County: 87 - MIAMI-DADE

Week	Dates	SR 90/US 41	8713	SR 836/I 395	8714	SR 826	8715	SR 933/SW 12 AVE	8716
1	01/01/2009 - 01/03/2009		0.97		0.98		0.95		1.00
2	01/04/2009 - 01/10/2009		0.97		0.98		0.95		1.00
3	01/11/2009 - 01/17/2009		0.97		0.98		0.96		1.00
4	01/18/2009 - 01/24/2009		0.97		0.98		0.96		1.00
5	01/25/2009 - 01/31/2009		0.97		0.98		0.96		1.00
6	02/01/2009 - 02/07/2009		0.98		0.98		0.96		1.00
7	02/08/2009 - 02/14/2009		0.98		0.98		0.96		1.00
8	02/15/2009 - 02/21/2009		0.98		0.98		0.96		1.00
9	02/22/2009 - 02/28/2009		0.98		0.98		0.96		1.00
10	03/01/2009 - 03/07/2009		0.98		0.98		0.96		1.00
11	03/08/2009 - 03/14/2009		0.98		0.98		0.96		1.00
12	03/15/2009 - 03/21/2009		0.98		0.98		0.96		1.00
13	03/22/2009 - 03/28/2009		0.98		0.98		0.96		1.00
14	03/29/2009 - 04/04/2009		0.98		0.98		0.96		1.00
15	04/05/2009 - 04/11/2009		0.98		0.98		0.96		1.00
16	04/12/2009 - 04/18/2009		0.98		0.98		0.96		1.00
17	04/19/2009 - 04/25/2009		0.98		0.98		0.96		1.00
18	04/26/2009 - 05/02/2009		0.98		0.98		0.96		1.00
19	05/03/2009 - 05/09/2009		0.98		0.98		0.96		1.00
20	05/10/2009 - 05/16/2009		0.98		0.98		0.96		1.00
21	05/17/2009 - 05/23/2009		0.98		0.98		0.96		1.00
22	05/24/2009 - 05/30/2009		0.98		0.98		0.97		1.00
23	05/31/2009 - 06/06/2009		0.98		0.98		0.97		1.00
24	06/07/2009 - 06/13/2009		0.98		0.98		0.97		1.00
25	06/14/2009 - 06/20/2009		0.98		0.98		0.98		1.00
26	06/21/2009 - 06/27/2009		0.98		0.98		0.97		1.00
27	06/28/2009 - 07/04/2009		0.98		0.98		0.97		1.00
28	07/05/2009 - 07/11/2009		0.98		0.98		0.96		1.00
29	07/12/2009 - 07/18/2009		0.98		0.98		0.96		1.00
30	07/19/2009 - 07/25/2009		0.98		0.98		0.96		1.00
31	07/26/2009 - 08/01/2009		0.98		0.98		0.96		1.00
32	08/02/2009 - 08/08/2009		0.98		0.98		0.96		1.00
33	08/09/2009 - 08/15/2009		0.98		0.98		0.96		1.00
34	08/16/2009 - 08/22/2009		0.98		0.98		0.96		1.00
35	08/23/2009 - 08/29/2009		0.98		0.98		0.96		1.00
36	08/30/2009 - 09/05/2009		0.98		0.98		0.96		1.00
37	09/06/2009 - 09/12/2009		0.97		0.98		0.96		1.00
38	09/13/2009 - 09/19/2009		0.97		0.98		0.96		1.00
39	09/20/2009 - 09/26/2009		0.97		0.98		0.96		1.00
40	09/27/2009 - 10/03/2009		0.97		0.98		0.96		1.00
41	10/04/2009 - 10/10/2009		0.97		0.98		0.96		1.00
42	10/11/2009 - 10/17/2009		0.97		0.98		0.96		1.00
43	10/18/2009 - 10/24/2009		0.97		0.98		0.96		1.00
44	10/25/2009 - 10/31/2009		0.97		0.98		0.96		1.00
45	11/01/2009 - 11/07/2009		0.97		0.98		0.95		1.00
46	11/08/2009 - 11/14/2009		0.97		0.98		0.95		1.00
47	11/15/2009 - 11/21/2009		0.97		0.98		0.95		1.00
48	11/22/2009 - 11/28/2009		0.97		0.98		0.95		1.00
49	11/29/2009 - 12/05/2009		0.97		0.98		0.95		1.00
50	12/06/2009 - 12/12/2009		0.97		0.98		0.95		1.00
51	12/13/2009 - 12/19/2009		0.97		0.98		0.95		1.00
52	12/20/2009 - 12/26/2009		0.97		0.98		0.95		1.00
53	12/27/2009 - 12/31/2009		0.97		0.98		0.96		1.00

2009 Weekly Axle Factor Category Report - Report Type: ALL

County: 87 - MIAMI-DADE

Week	Dates	SR A1A, 886	8717	SR 9	8718	SR 973, 989	8719	SR 874 / SR 878	8720
1	01/01/2009 - 01/03/2009		0.94		0.94		0.97		0.98
2	01/04/2009 - 01/10/2009		0.94		0.94		0.97		0.98
3	01/11/2009 - 01/17/2009		0.94		0.94		0.97		0.98
4	01/18/2009 - 01/24/2009		0.94		0.95		0.98		0.98
5	01/25/2009 - 01/31/2009		0.94		0.95		0.98		0.98
6	02/01/2009 - 02/07/2009		0.94		0.95		0.99		0.98
7	02/08/2009 - 02/14/2009		0.94		0.95		0.99		0.98
8	02/15/2009 - 02/21/2009		0.94		0.96		1.00		0.98
9	02/22/2009 - 02/28/2009		0.94		0.96		0.99		0.98
10	03/01/2009 - 03/07/2009		0.94		0.96		0.99		0.98
11	03/08/2009 - 03/14/2009		0.94		0.96		0.98		0.98
12	03/15/2009 - 03/21/2009		0.94		0.96		0.97		0.98
13	03/22/2009 - 03/28/2009		0.94		0.96		0.97		0.98
14	03/29/2009 - 04/04/2009		0.94		0.97		0.97		0.98
15	04/05/2009 - 04/11/2009		0.94		0.97		0.97		0.98
16	04/12/2009 - 04/18/2009		0.94		0.98		0.97		0.98
17	04/19/2009 - 04/25/2009		0.94		0.97		0.97		0.98
18	04/26/2009 - 05/02/2009		0.94		0.96		0.97		0.98
19	05/03/2009 - 05/09/2009		0.94		0.96		0.97		0.98
20	05/10/2009 - 05/16/2009		0.94		0.95		0.97		0.98
21	05/17/2009 - 05/23/2009		0.94		0.95		0.97		0.98
22	05/24/2009 - 05/30/2009		0.94		0.96		0.98		0.98
23	05/31/2009 - 06/06/2009		0.94		0.96		0.99		0.98
24	06/07/2009 - 06/13/2009		0.94		0.97		0.99		0.98
25	06/14/2009 - 06/20/2009		0.94		0.97		1.00		0.98
26	06/21/2009 - 06/27/2009		0.94		0.96		1.00		0.98
27	06/28/2009 - 07/04/2009		0.94		0.96		1.00		0.98
28	07/05/2009 - 07/11/2009		0.94		0.95		1.00		0.98
29	07/12/2009 - 07/18/2009		0.94		0.94		1.00		0.98
30	07/19/2009 - 07/25/2009		0.94		0.94		0.99		0.98
31	07/26/2009 - 08/01/2009		0.94		0.94		0.99		0.98
32	08/02/2009 - 08/08/2009		0.94		0.94		0.99		0.98
33	08/09/2009 - 08/15/2009		0.94		0.94		0.99		0.98
34	08/16/2009 - 08/22/2009		0.94		0.94		0.99		0.98
35	08/23/2009 - 08/29/2009		0.94		0.94		0.99		0.98
36	08/30/2009 - 09/05/2009		0.94		0.94		0.99		0.98
37	09/06/2009 - 09/12/2009		0.94		0.94		0.99		0.98
38	09/13/2009 - 09/19/2009		0.94		0.94		0.99		0.98
39	09/20/2009 - 09/26/2009		0.94		0.94		0.99		0.98
40	09/27/2009 - 10/03/2009		0.94		0.94		0.98		0.98
41	10/04/2009 - 10/10/2009		0.94		0.94		0.98		0.98
42	10/11/2009 - 10/17/2009		0.94		0.94		0.98		0.98
43	10/18/2009 - 10/24/2009		0.94		0.94		0.98		0.98
44	10/25/2009 - 10/31/2009		0.94		0.94		0.98		0.98
45	11/01/2009 - 11/07/2009		0.94		0.94		0.98		0.98
46	11/08/2009 - 11/14/2009		0.94		0.94		0.98		0.98
47	11/15/2009 - 11/21/2009		0.94		0.94		0.98		0.98
48	11/22/2009 - 11/28/2009		0.94		0.94		0.98		0.98
49	11/29/2009 - 12/05/2009		0.94		0.94		0.97		0.98
50	12/06/2009 - 12/12/2009		0.94		0.94		0.97		0.98
51	12/13/2009 - 12/19/2009		0.94		0.94		0.97		0.98
52	12/20/2009 - 12/26/2009		0.94		0.94		0.97		0.98
53	12/27/2009 - 12/31/2009		0.94		0.94		0.97		0.98

2009 Weekly Axle Factor Category Report - Report Type: ALL

County: 87 - MIAMI-DADE

Week	Dates	SR 916	8721	SR 847	8722	SR 817	8723	SR 860, 852	8724
1	01/01/2009 - 01/03/2009		0.98		0.99		0.99		0.99
2	01/04/2009 - 01/10/2009		0.98		0.99		0.99		0.99
3	01/11/2009 - 01/17/2009		0.98		0.99		0.99		0.99
4	01/18/2009 - 01/24/2009		0.98		0.99		0.99		0.99
5	01/25/2009 - 01/31/2009		0.98		0.99		0.99		0.99
6	02/01/2009 - 02/07/2009		0.98		0.99		0.99		0.99
7	02/08/2009 - 02/14/2009		0.98		0.99		0.99		0.99
8	02/15/2009 - 02/21/2009		0.98		0.99		0.99		0.99
9	02/22/2009 - 02/28/2009		0.98		0.99		0.99		0.99
10	03/01/2009 - 03/07/2009		0.98		0.99		0.99		0.99
11	03/08/2009 - 03/14/2009		0.98		0.99		0.99		0.99
12	03/15/2009 - 03/21/2009		0.98		0.99		0.99		0.99
13	03/22/2009 - 03/28/2009		0.98		0.99		0.99		0.99
14	03/29/2009 - 04/04/2009		0.98		0.99		0.99		0.99
15	04/05/2009 - 04/11/2009		0.98		0.99		0.99		0.99
16	04/12/2009 - 04/18/2009		0.98		0.99		0.99		0.99
17	04/19/2009 - 04/25/2009		0.98		0.99		0.99		0.99
18	04/26/2009 - 05/02/2009		0.98		0.99		0.99		0.99
19	05/03/2009 - 05/09/2009		0.98		0.99		0.99		0.99
20	05/10/2009 - 05/16/2009		0.98		0.99		0.99		0.99
21	05/17/2009 - 05/23/2009		0.98		0.99		0.99		0.99
22	05/24/2009 - 05/30/2009		0.98		0.99		0.99		0.99
23	05/31/2009 - 06/06/2009		0.98		0.99		0.99		0.99
24	06/07/2009 - 06/13/2009		0.98		0.99		0.99		0.99
25	06/14/2009 - 06/20/2009		0.98		0.99		0.99		0.99
26	06/21/2009 - 06/27/2009		0.98		0.99		0.99		0.99
27	06/28/2009 - 07/04/2009		0.98		0.99		0.99		0.99
28	07/05/2009 - 07/11/2009		0.98		0.99		0.99		0.99
29	07/12/2009 - 07/18/2009		0.98		0.99		0.99		0.99
30	07/19/2009 - 07/25/2009		0.98		0.99		0.99		0.99
31	07/26/2009 - 08/01/2009		0.98		0.99		0.99		0.99
32	08/02/2009 - 08/08/2009		0.98		0.99		0.99		0.99
33	08/09/2009 - 08/15/2009		0.98		0.99		0.99		0.99
34	08/16/2009 - 08/22/2009		0.98		0.99		0.99		0.99
35	08/23/2009 - 08/29/2009		0.98		0.99		0.99		0.99
36	08/30/2009 - 09/05/2009		0.98		0.99		0.99		0.99
37	09/06/2009 - 09/12/2009		0.98		0.99		0.99		0.99
38	09/13/2009 - 09/19/2009		0.98		0.99		0.99		0.99
39	09/20/2009 - 09/26/2009		0.98		0.99		0.99		0.99
40	09/27/2009 - 10/03/2009		0.98		0.99		0.99		0.99
41	10/04/2009 - 10/10/2009		0.98		0.99		0.99		0.99
42	10/11/2009 - 10/17/2009		0.98		0.99		0.99		0.99
43	10/18/2009 - 10/24/2009		0.98		0.99		0.99		0.99
44	10/25/2009 - 10/31/2009		0.98		0.99		0.99		0.99
45	11/01/2009 - 11/07/2009		0.98		0.99		0.99		0.99
46	11/08/2009 - 11/14/2009		0.98		0.99		0.99		0.99
47	11/15/2009 - 11/21/2009		0.98		0.99		0.99		0.99
48	11/22/2009 - 11/28/2009		0.98		0.99		0.99		0.99
49	11/29/2009 - 12/05/2009		0.98		0.99		0.99		0.99
50	12/06/2009 - 12/12/2009		0.98		0.99		0.99		0.99
51	12/13/2009 - 12/19/2009		0.98		0.99		0.99		0.99
52	12/20/2009 - 12/26/2009		0.98		0.99		0.99		0.99
53	12/27/2009 - 12/31/2009		0.98		0.99		0.99		0.99

2009 Weekly Axle Factor Category Report - Report Type: ALL

County: 87 - MIAMI-DADE

Week	Dates	SR 969	8725	SR 909, 915	8726	SR 907	8727	SR 932	8728
1	01/01/2009 - 01/03/2009		0.99		1.00		0.99		0.99
2	01/04/2009 - 01/10/2009		0.99		1.00		0.99		0.99
3	01/11/2009 - 01/17/2009		0.99		1.00		0.99		0.99
4	01/18/2009 - 01/24/2009		0.99		1.00		0.99		0.99
5	01/25/2009 - 01/31/2009		0.99		1.00		0.99		0.99
6	02/01/2009 - 02/07/2009		0.99		1.00		0.99		0.99
7	02/08/2009 - 02/14/2009		0.99		1.00		0.99		0.99
8	02/15/2009 - 02/21/2009		0.99		1.00		0.99		0.99
9	02/22/2009 - 02/28/2009		0.99		1.00		0.99		0.99
10	03/01/2009 - 03/07/2009		0.99		1.00		0.99		0.99
11	03/08/2009 - 03/14/2009		0.99		1.00		0.98		0.99
12	03/15/2009 - 03/21/2009		0.99		1.00		0.98		0.99
13	03/22/2009 - 03/28/2009		0.99		1.00		0.98		0.99
14	03/29/2009 - 04/04/2009		0.99		1.00		0.98		0.99
15	04/05/2009 - 04/11/2009		0.99		1.00		0.97		0.99
16	04/12/2009 - 04/18/2009		0.99		1.00		0.97		0.99
17	04/19/2009 - 04/25/2009		0.99		1.00		0.97		0.99
18	04/26/2009 - 05/02/2009		0.99		1.00		0.96		0.99
19	05/03/2009 - 05/09/2009		0.99		1.00		0.96		0.99
20	05/10/2009 - 05/16/2009		0.99		1.00		0.96		0.99
21	05/17/2009 - 05/23/2009		0.99		1.00		0.96		0.99
22	05/24/2009 - 05/30/2009		0.99		1.00		0.96		0.99
23	05/31/2009 - 06/06/2009		0.99		1.00		0.96		0.99
24	06/07/2009 - 06/13/2009		0.99		1.00		0.96		0.99
25	06/14/2009 - 06/20/2009		0.99		1.00		0.96		0.99
26	06/21/2009 - 06/27/2009		0.99		1.00		0.97		0.99
27	06/28/2009 - 07/04/2009		0.99		1.00		0.97		0.99
28	07/05/2009 - 07/11/2009		0.99		1.00		0.97		0.99
29	07/12/2009 - 07/18/2009		0.99		1.00		0.97		0.99
30	07/19/2009 - 07/25/2009		0.99		1.00		0.97		0.99
31	07/26/2009 - 08/01/2009		0.99		1.00		0.97		0.99
32	08/02/2009 - 08/08/2009		0.99		1.00		0.97		0.99
33	08/09/2009 - 08/15/2009		0.99		1.00		0.97		0.99
34	08/16/2009 - 08/22/2009		0.99		1.00		0.97		0.99
35	08/23/2009 - 08/29/2009		0.99		1.00		0.97		0.99
36	08/30/2009 - 09/05/2009		0.99		1.00		0.97		0.99
37	09/06/2009 - 09/12/2009		0.99		1.00		0.98		0.99
38	09/13/2009 - 09/19/2009		0.99		1.00		0.98		0.99
39	09/20/2009 - 09/26/2009		0.99		1.00		0.98		0.99
40	09/27/2009 - 10/03/2009		0.99		1.00		0.98		0.99
41	10/04/2009 - 10/10/2009		0.99		1.00		0.98		0.99
42	10/11/2009 - 10/17/2009		0.99		1.00		0.98		0.99
43	10/18/2009 - 10/24/2009		0.99		1.00		0.98		0.99
44	10/25/2009 - 10/31/2009		0.99		1.00		0.98		0.99
45	11/01/2009 - 11/07/2009		0.99		1.00		0.98		0.99
46	11/08/2009 - 11/14/2009		0.99		1.00		0.98		0.99
47	11/15/2009 - 11/21/2009		0.99		1.00		0.98		0.99
48	11/22/2009 - 11/28/2009		0.99		1.00		0.99		0.99
49	11/29/2009 - 12/05/2009		0.99		1.00		0.99		0.99
50	12/06/2009 - 12/12/2009		0.99		1.00		0.99		0.99
51	12/13/2009 - 12/19/2009		0.99		1.00		0.99		0.99
52	12/20/2009 - 12/26/2009		0.99		1.00		0.99		0.99
53	12/27/2009 - 12/31/2009		0.99		1.00		0.99		0.99

2009 Weekly Axle Factor Category Report - Report Type: ALL

County: 87 - MIAMI-DADE

Week	Dates	8729 SR 990,992,994	SR 976	8730	8731 SR924,NW138ST,135ST	SR 968	8732
1	01/01/2009 - 01/03/2009	0.98		0.99	0.98		0.98
2	01/04/2009 - 01/10/2009	0.98		0.99	0.98		0.98
3	01/11/2009 - 01/17/2009	0.98		0.99	0.98		0.98
4	01/18/2009 - 01/24/2009	0.98		0.99	0.98		0.98
5	01/25/2009 - 01/31/2009	0.98		0.99	0.98		0.98
6	02/01/2009 - 02/07/2009	0.98		0.99	0.98		0.98
7	02/08/2009 - 02/14/2009	0.98		0.99	0.98		0.98
8	02/15/2009 - 02/21/2009	0.98		0.99	0.98		0.98
9	02/22/2009 - 02/28/2009	0.98		0.99	0.98		0.98
10	03/01/2009 - 03/07/2009	0.98		0.99	0.98		0.98
11	03/08/2009 - 03/14/2009	0.98		0.99	0.98		0.98
12	03/15/2009 - 03/21/2009	0.98		0.99	0.98		0.98
13	03/22/2009 - 03/28/2009	0.98		0.99	0.98		0.98
14	03/29/2009 - 04/04/2009	0.98		0.99	0.98		0.98
15	04/05/2009 - 04/11/2009	0.98		0.99	0.98		0.98
16	04/12/2009 - 04/18/2009	0.98		0.99	0.98		0.98
17	04/19/2009 - 04/25/2009	0.98		0.99	0.98		0.98
18	04/26/2009 - 05/02/2009	0.98		0.99	0.98		0.98
19	05/03/2009 - 05/09/2009	0.98		0.99	0.98		0.98
20	05/10/2009 - 05/16/2009	0.98		0.99	0.98		0.98
21	05/17/2009 - 05/23/2009	0.98		0.99	0.98		0.98
22	05/24/2009 - 05/30/2009	0.98		0.99	0.98		0.98
23	05/31/2009 - 06/06/2009	0.98		0.99	0.98		0.98
24	06/07/2009 - 06/13/2009	0.98		0.99	0.98		0.98
25	06/14/2009 - 06/20/2009	0.98		0.99	0.98		0.98
26	06/21/2009 - 06/27/2009	0.98		0.99	0.98		0.98
27	06/28/2009 - 07/04/2009	0.98		0.99	0.98		0.98
28	07/05/2009 - 07/11/2009	0.98		0.99	0.98		0.98
29	07/12/2009 - 07/18/2009	0.98		0.99	0.98		0.98
30	07/19/2009 - 07/25/2009	0.98		0.99	0.98		0.98
31	07/26/2009 - 08/01/2009	0.98		0.99	0.98		0.98
32	08/02/2009 - 08/08/2009	0.98		0.99	0.98		0.98
33	08/09/2009 - 08/15/2009	0.98		0.99	0.98		0.98
34	08/16/2009 - 08/22/2009	0.98		0.99	0.98		0.98
35	08/23/2009 - 08/29/2009	0.98		0.99	0.98		0.98
36	08/30/2009 - 09/05/2009	0.98		0.99	0.98		0.98
37	09/06/2009 - 09/12/2009	0.98		0.99	0.98		0.98
38	09/13/2009 - 09/19/2009	0.98		0.99	0.98		0.98
39	09/20/2009 - 09/26/2009	0.98		0.99	0.98		0.98
40	09/27/2009 - 10/03/2009	0.98		0.99	0.98		0.98
41	10/04/2009 - 10/10/2009	0.98		0.99	0.98		0.98
42	10/11/2009 - 10/17/2009	0.98		0.99	0.98		0.98
43	10/18/2009 - 10/24/2009	0.98		0.99	0.98		0.98
44	10/25/2009 - 10/31/2009	0.98		0.99	0.98		0.98
45	11/01/2009 - 11/07/2009	0.98		0.99	0.98		0.98
46	11/08/2009 - 11/14/2009	0.98		0.99	0.98		0.98
47	11/15/2009 - 11/21/2009	0.98		0.99	0.98		0.98
48	11/22/2009 - 11/28/2009	0.98		0.99	0.98		0.98
49	11/29/2009 - 12/05/2009	0.98		0.99	0.98		0.98
50	12/06/2009 - 12/12/2009	0.98		0.99	0.98		0.98
51	12/13/2009 - 12/19/2009	0.98		0.99	0.98		0.98
52	12/20/2009 - 12/26/2009	0.98		0.99	0.98		0.98
53	12/27/2009 - 12/31/2009	0.98		0.99	0.98		0.98

2009 Weekly Axle Factor Category Report - Report Type: ALL

County: 87 - MIAMI-DADE

Week	Dates	SR 972	8733	SR 959	8734	SR 922	8735	SR 825, 985	8736
1	01/01/2009 - 01/03/2009		1.00		0.98		0.99		1.00
2	01/04/2009 - 01/10/2009		1.00		0.98		0.99		1.00
3	01/11/2009 - 01/17/2009		1.00		0.98		0.99		1.00
4	01/18/2009 - 01/24/2009		1.00		0.98		0.99		1.00
5	01/25/2009 - 01/31/2009		1.00		0.98		0.99		1.00
6	02/01/2009 - 02/07/2009		1.00		0.98		0.99		1.00
7	02/08/2009 - 02/14/2009		1.00		0.98		0.99		1.00
8	02/15/2009 - 02/21/2009		1.00		0.98		0.99		1.00
9	02/22/2009 - 02/28/2009		1.00		0.98		0.99		1.00
10	03/01/2009 - 03/07/2009		1.00		0.98		0.99		1.00
11	03/08/2009 - 03/14/2009		1.00		0.98		0.99		1.00
12	03/15/2009 - 03/21/2009		1.00		0.98		0.99		1.00
13	03/22/2009 - 03/28/2009		1.00		0.98		0.99		0.99
14	03/29/2009 - 04/04/2009		1.00		0.98		0.99		0.99
15	04/05/2009 - 04/11/2009		1.00		0.98		0.99		0.99
16	04/12/2009 - 04/18/2009		1.00		0.98		0.99		0.99
17	04/19/2009 - 04/25/2009		1.00		0.98		0.99		0.99
18	04/26/2009 - 05/02/2009		1.00		0.98		0.99		0.99
19	05/03/2009 - 05/09/2009		1.00		0.98		0.99		0.99
20	05/10/2009 - 05/16/2009		1.00		0.98		0.99		0.99
21	05/17/2009 - 05/23/2009		1.00		0.99		0.99		0.98
22	05/24/2009 - 05/30/2009		1.00		0.99		0.99		0.98
23	05/31/2009 - 06/06/2009		1.00		0.99		0.99		0.98
24	06/07/2009 - 06/13/2009		1.00		0.99		0.99		0.98
25	06/14/2009 - 06/20/2009		1.00		0.99		0.99		0.98
26	06/21/2009 - 06/27/2009		1.00		0.99		0.99		0.98
27	06/28/2009 - 07/04/2009		1.00		0.99		0.99		0.98
28	07/05/2009 - 07/11/2009		1.00		0.99		0.99		0.98
29	07/12/2009 - 07/18/2009		1.00		0.99		0.99		0.98
30	07/19/2009 - 07/25/2009		1.00		0.99		0.99		0.98
31	07/26/2009 - 08/01/2009		1.00		0.99		0.99		0.98
32	08/02/2009 - 08/08/2009		1.00		0.99		0.99		0.99
33	08/09/2009 - 08/15/2009		1.00		0.99		0.99		0.99
34	08/16/2009 - 08/22/2009		1.00		0.99		0.99		0.99
35	08/23/2009 - 08/29/2009		1.00		0.99		0.99		0.99
36	08/30/2009 - 09/05/2009		1.00		0.99		0.99		0.99
37	09/06/2009 - 09/12/2009		1.00		0.99		0.99		0.99
38	09/13/2009 - 09/19/2009		1.00		0.98		0.99		0.99
39	09/20/2009 - 09/26/2009		1.00		0.98		0.99		0.99
40	09/27/2009 - 10/03/2009		1.00		0.98		0.99		0.99
41	10/04/2009 - 10/10/2009		1.00		0.98		0.99		0.99
42	10/11/2009 - 10/17/2009		1.00		0.98		0.99		0.99
43	10/18/2009 - 10/24/2009		1.00		0.98		0.99		0.99
44	10/25/2009 - 10/31/2009		1.00		0.98		0.99		0.99
45	11/01/2009 - 11/07/2009		1.00		0.98		0.99		0.99
46	11/08/2009 - 11/14/2009		1.00		0.98		0.99		1.00
47	11/15/2009 - 11/21/2009		1.00		0.98		0.99		1.00
48	11/22/2009 - 11/28/2009		1.00		0.98		0.99		1.00
49	11/29/2009 - 12/05/2009		1.00		0.98		0.99		1.00
50	12/06/2009 - 12/12/2009		1.00		0.98		0.99		1.00
51	12/13/2009 - 12/19/2009		1.00		0.98		0.99		1.00
52	12/20/2009 - 12/26/2009		1.00		0.98		0.99		1.00
53	12/27/2009 - 12/31/2009		1.00		0.98		0.99		1.00

2009 Weekly Axle Factor Category Report - Report Type: ALL

County: 87 - MIAMI-DADE

Week	Dates	SR 934	8737	8738	8739	8740
				SR 7/US 441, SR 933	SR 25/OKEECHOBEE	SR 826, 856 (BEACH)
1	01/01/2009 - 01/03/2009		0.95	0.98	0.90	0.99
2	01/04/2009 - 01/10/2009		0.95	0.98	0.90	0.99
3	01/11/2009 - 01/17/2009		0.95	0.98	0.90	0.99
4	01/18/2009 - 01/24/2009		0.95	0.98	0.90	0.99
5	01/25/2009 - 01/31/2009		0.95	0.98	0.90	0.99
6	02/01/2009 - 02/07/2009		0.95	0.98	0.90	0.99
7	02/08/2009 - 02/14/2009		0.95	0.98	0.90	0.99
8	02/15/2009 - 02/21/2009		0.95	0.98	0.90	0.99
9	02/22/2009 - 02/28/2009		0.95	0.98	0.90	0.99
10	03/01/2009 - 03/07/2009		0.95	0.98	0.90	0.99
11	03/08/2009 - 03/14/2009		0.95	0.98	0.90	0.99
12	03/15/2009 - 03/21/2009		0.95	0.98	0.90	0.99
13	03/22/2009 - 03/28/2009		0.95	0.98	0.90	0.99
14	03/29/2009 - 04/04/2009		0.95	0.98	0.90	0.99
15	04/05/2009 - 04/11/2009		0.95	0.98	0.90	0.99
16	04/12/2009 - 04/18/2009		0.95	0.98	0.90	0.99
17	04/19/2009 - 04/25/2009		0.95	0.98	0.90	0.99
18	04/26/2009 - 05/02/2009		0.95	0.98	0.90	0.99
19	05/03/2009 - 05/09/2009		0.95	0.98	0.90	0.99
20	05/10/2009 - 05/16/2009		0.95	0.98	0.90	0.99
21	05/17/2009 - 05/23/2009		0.95	0.98	0.90	0.99
22	05/24/2009 - 05/30/2009		0.95	0.98	0.90	0.99
23	05/31/2009 - 06/06/2009		0.95	0.98	0.90	0.99
24	06/07/2009 - 06/13/2009		0.95	0.98	0.90	0.99
25	06/14/2009 - 06/20/2009		0.95	0.98	0.90	0.99
26	06/21/2009 - 06/27/2009		0.95	0.98	0.90	0.99
27	06/28/2009 - 07/04/2009		0.95	0.98	0.90	0.99
28	07/05/2009 - 07/11/2009		0.95	0.98	0.90	0.99
29	07/12/2009 - 07/18/2009		0.95	0.98	0.90	0.99
30	07/19/2009 - 07/25/2009		0.95	0.98	0.90	0.99
31	07/26/2009 - 08/01/2009		0.95	0.98	0.90	0.99
32	08/02/2009 - 08/08/2009		0.95	0.98	0.90	0.99
33	08/09/2009 - 08/15/2009		0.95	0.98	0.90	0.99
34	08/16/2009 - 08/22/2009		0.95	0.98	0.90	0.99
35	08/23/2009 - 08/29/2009		0.95	0.98	0.90	0.99
36	08/30/2009 - 09/05/2009		0.95	0.98	0.90	0.99
37	09/06/2009 - 09/12/2009		0.95	0.98	0.90	0.99
38	09/13/2009 - 09/19/2009		0.95	0.98	0.90	0.99
39	09/20/2009 - 09/26/2009		0.95	0.98	0.90	0.99
40	09/27/2009 - 10/03/2009		0.95	0.98	0.90	0.99
41	10/04/2009 - 10/10/2009		0.95	0.98	0.90	0.99
42	10/11/2009 - 10/17/2009		0.95	0.98	0.90	0.99
43	10/18/2009 - 10/24/2009		0.95	0.98	0.90	0.99
44	10/25/2009 - 10/31/2009		0.95	0.98	0.90	0.99
45	11/01/2009 - 11/07/2009		0.95	0.98	0.90	0.99
46	11/08/2009 - 11/14/2009		0.95	0.98	0.90	0.99
47	11/15/2009 - 11/21/2009		0.95	0.98	0.90	0.99
48	11/22/2009 - 11/28/2009		0.95	0.98	0.90	0.99
49	11/29/2009 - 12/05/2009		0.95	0.98	0.90	0.99
50	12/06/2009 - 12/12/2009		0.95	0.98	0.90	0.99
51	12/13/2009 - 12/19/2009		0.95	0.98	0.90	0.99
52	12/20/2009 - 12/26/2009		0.95	0.98	0.90	0.99
53	12/27/2009 - 12/31/2009		0.95	0.98	0.90	0.99

2009 Weekly Axle Factor Category Report - Report Type: ALL

County: 87 - MIAMI-DADE

Week	Dates	8741 SR 90/US-41/TAMIAMI	8742 SR 953	8743 RAMPS ON SR-112-AIRPORT E	8744 RAMPS ON SR-112 JULIA TUT
1	01/01/2009 - 01/03/2009	0.99	0.99	0.98	0.99
2	01/04/2009 - 01/10/2009	0.96	0.99	0.98	0.99
3	01/11/2009 - 01/17/2009	0.93	0.99	0.98	0.99
4	01/18/2009 - 01/24/2009	0.94	0.99	0.98	0.99
5	01/25/2009 - 01/31/2009	0.95	0.99	0.98	0.99
6	02/01/2009 - 02/07/2009	0.97	0.99	0.98	0.99
7	02/08/2009 - 02/14/2009	0.98	0.99	0.98	0.99
8	02/15/2009 - 02/21/2009	0.99	0.99	0.98	0.99
9	02/22/2009 - 02/28/2009	0.99	0.99	0.98	0.99
10	03/01/2009 - 03/07/2009	0.98	0.99	0.98	0.99
11	03/08/2009 - 03/14/2009	0.98	0.99	0.98	0.99
12	03/15/2009 - 03/21/2009	0.97	0.99	0.98	0.99
13	03/22/2009 - 03/28/2009	0.98	0.99	0.98	0.99
14	03/29/2009 - 04/04/2009	0.98	0.99	0.98	0.99
15	04/05/2009 - 04/11/2009	0.99	0.99	0.98	0.99
16	04/12/2009 - 04/18/2009	0.99	0.99	0.98	0.99
17	04/19/2009 - 04/25/2009	0.99	0.99	0.98	0.99
18	04/26/2009 - 05/02/2009	0.99	0.99	0.98	0.99
19	05/03/2009 - 05/09/2009	0.99	0.99	0.98	0.99
20	05/10/2009 - 05/16/2009	0.99	0.99	0.98	0.99
21	05/17/2009 - 05/23/2009	0.99	0.99	0.98	0.99
22	05/24/2009 - 05/30/2009	0.99	0.99	0.98	0.99
23	05/31/2009 - 06/06/2009	0.99	0.99	0.98	0.99
24	06/07/2009 - 06/13/2009	0.99	0.99	0.98	0.99
25	06/14/2009 - 06/20/2009	0.99	0.99	0.98	0.99
26	06/21/2009 - 06/27/2009	0.99	0.99	0.98	0.99
27	06/28/2009 - 07/04/2009	0.99	0.99	0.98	0.99
28	07/05/2009 - 07/11/2009	0.99	0.99	0.98	0.99
29	07/12/2009 - 07/18/2009	0.99	0.99	0.98	0.99
30	07/19/2009 - 07/25/2009	0.99	0.99	0.98	0.99
31	07/26/2009 - 08/01/2009	0.99	0.99	0.98	0.99
32	08/02/2009 - 08/08/2009	0.99	0.99	0.98	0.99
33	08/09/2009 - 08/15/2009	0.99	0.99	0.98	0.99
34	08/16/2009 - 08/22/2009	0.99	0.99	0.98	0.99
35	08/23/2009 - 08/29/2009	0.99	0.99	0.98	0.99
36	08/30/2009 - 09/05/2009	0.98	0.99	0.98	0.99
37	09/06/2009 - 09/12/2009	0.98	0.99	0.98	0.99
38	09/13/2009 - 09/19/2009	0.98	0.99	0.98	0.99
39	09/20/2009 - 09/26/2009	0.98	0.99	0.98	0.99
40	09/27/2009 - 10/03/2009	0.99	0.99	0.98	0.99
41	10/04/2009 - 10/10/2009	0.99	0.99	0.98	0.99
42	10/11/2009 - 10/17/2009	0.99	0.99	0.98	0.99
43	10/18/2009 - 10/24/2009	0.99	0.99	0.98	0.99
44	10/25/2009 - 10/31/2009	0.99	0.99	0.98	0.99
45	11/01/2009 - 11/07/2009	0.99	0.99	0.98	0.99
46	11/08/2009 - 11/14/2009	0.99	0.99	0.98	0.99
47	11/15/2009 - 11/21/2009	0.99	0.99	0.98	0.99
48	11/22/2009 - 11/28/2009	0.99	0.99	0.98	0.99
49	11/29/2009 - 12/05/2009	0.99	0.99	0.98	0.99
50	12/06/2009 - 12/12/2009	0.99	0.99	0.98	0.99
51	12/13/2009 - 12/19/2009	0.99	0.99	0.98	0.99
52	12/20/2009 - 12/26/2009	0.96	0.99	0.98	0.99
53	12/27/2009 - 12/31/2009	0.93	0.99	0.98	0.99

2009 Weekly Axle Factor Category Report - Report Type: ALL

County: 87 - MIAMI-DADE

Week	Dates	8745				8746			8747		8748		
		RAMPS ON	SR-874 S	DADE EX		RAMPS ON	SR-970	DWTN DIST	RAMPS ON	SR-878	SNAPPER C	RAMPS ON	SR-907
1	01/01/2009 - 01/03/2009		0.98				0.97		1.00			0.99	
2	01/04/2009 - 01/10/2009		0.98				0.97		1.00			0.99	
3	01/11/2009 - 01/17/2009		0.98				0.97		1.00			0.99	
4	01/18/2009 - 01/24/2009		0.98				0.97		1.00			0.99	
5	01/25/2009 - 01/31/2009		0.98				0.97		1.00			0.99	
6	02/01/2009 - 02/07/2009		0.98				0.97		1.00			0.99	
7	02/08/2009 - 02/14/2009		0.98				0.97		1.00			0.99	
8	02/15/2009 - 02/21/2009		0.98				0.97		1.00			0.99	
9	02/22/2009 - 02/28/2009		0.98				0.97		1.00			0.99	
10	03/01/2009 - 03/07/2009		0.98				0.97		1.00			0.99	
11	03/08/2009 - 03/14/2009		0.98				0.97		1.00			0.98	
12	03/15/2009 - 03/21/2009		0.98				0.97		1.00			0.98	
13	03/22/2009 - 03/28/2009		0.98				0.97		1.00			0.98	
14	03/29/2009 - 04/04/2009		0.98				0.97		0.99			0.98	
15	04/05/2009 - 04/11/2009		0.98				0.97		0.99			0.97	
16	04/12/2009 - 04/18/2009		0.98				0.97		0.99			0.97	
17	04/19/2009 - 04/25/2009		0.98				0.97		0.99			0.97	
18	04/26/2009 - 05/02/2009		0.98				0.97		0.99			0.96	
19	05/03/2009 - 05/09/2009		0.98				0.97		1.00			0.96	
20	05/10/2009 - 05/16/2009		0.98				0.97		1.00			0.96	
21	05/17/2009 - 05/23/2009		0.98				0.97		1.00			0.96	
22	05/24/2009 - 05/30/2009		0.98				0.97		1.00			0.96	
23	05/31/2009 - 06/06/2009		0.98				0.97		1.00			0.96	
24	06/07/2009 - 06/13/2009		0.98				0.97		1.00			0.96	
25	06/14/2009 - 06/20/2009		0.98				0.97		1.00			0.96	
26	06/21/2009 - 06/27/2009		0.98				0.97		1.00			0.97	
27	06/28/2009 - 07/04/2009		0.98				0.97		1.00			0.97	
28	07/05/2009 - 07/11/2009		0.98				0.97		1.00			0.97	
29	07/12/2009 - 07/18/2009		0.98				0.97		1.00			0.97	
30	07/19/2009 - 07/25/2009		0.98				0.97		1.00			0.97	
31	07/26/2009 - 08/01/2009		0.98				0.97		1.00			0.97	
32	08/02/2009 - 08/08/2009		0.98				0.97		1.00			0.97	
33	08/09/2009 - 08/15/2009		0.98				0.97		1.00			0.97	
34	08/16/2009 - 08/22/2009		0.98				0.97		1.00			0.97	
35	08/23/2009 - 08/29/2009		0.98				0.97		1.00			0.97	
36	08/30/2009 - 09/05/2009		0.98				0.97		1.00			0.97	
37	09/06/2009 - 09/12/2009		0.98				0.97		1.00			0.98	
38	09/13/2009 - 09/19/2009		0.98				0.97		1.00			0.98	
39	09/20/2009 - 09/26/2009		0.98				0.97		1.00			0.98	
40	09/27/2009 - 10/03/2009		0.98				0.97		1.00			0.98	
41	10/04/2009 - 10/10/2009		0.98				0.97		1.00			0.98	
42	10/11/2009 - 10/17/2009		0.98				0.97		1.00			0.98	
43	10/18/2009 - 10/24/2009		0.98				0.97		1.00			0.98	
44	10/25/2009 - 10/31/2009		0.98				0.97		1.00			0.98	
45	11/01/2009 - 11/07/2009		0.98				0.97		1.00			0.98	
46	11/08/2009 - 11/14/2009		0.98				0.97		1.00			0.98	
47	11/15/2009 - 11/21/2009		0.98				0.97		1.00			0.98	
48	11/22/2009 - 11/28/2009		0.98				0.97		1.00			0.99	
49	11/29/2009 - 12/05/2009		0.98				0.97		1.00			0.99	
50	12/06/2009 - 12/12/2009		0.98				0.97		1.00			0.99	
51	12/13/2009 - 12/19/2009		0.98				0.97		1.00			0.99	
52	12/20/2009 - 12/26/2009		0.98				0.97		1.00			0.99	
53	12/27/2009 - 12/31/2009		0.98				0.97		1.00			0.99	

2009 Weekly Axle Factor Category Report - Report Type: ALL

County: 87 - MIAMI-DADE

Week	Dates	8749 RAMPS ON SR-973 GALLOWAY	8750 RAMPS ON SR-997 KROME AVE	8751 RAMPS ON SR-93 I-75	8752 RAMPS ON SR-934 HIALEAH C
1	01/01/2009 - 01/03/2009	0.96	0.93	0.98	0.95
2	01/04/2009 - 01/10/2009	0.96	0.93	0.98	0.95
3	01/11/2009 - 01/17/2009	0.96	0.93	0.98	0.95
4	01/18/2009 - 01/24/2009	0.96	0.93	0.98	0.95
5	01/25/2009 - 01/31/2009	0.96	0.93	0.98	0.95
6	02/01/2009 - 02/07/2009	0.96	0.93	0.97	0.95
7	02/08/2009 - 02/14/2009	0.96	0.93	0.97	0.95
8	02/15/2009 - 02/21/2009	0.96	0.93	0.97	0.95
9	02/22/2009 - 02/28/2009	0.96	0.93	0.97	0.95
10	03/01/2009 - 03/07/2009	0.96	0.93	0.97	0.95
11	03/08/2009 - 03/14/2009	0.96	0.93	0.97	0.95
12	03/15/2009 - 03/21/2009	0.96	0.93	0.97	0.95
13	03/22/2009 - 03/28/2009	0.96	0.93	0.97	0.95
14	03/29/2009 - 04/04/2009	0.96	0.93	0.97	0.95
15	04/05/2009 - 04/11/2009	0.96	0.93	0.97	0.95
16	04/12/2009 - 04/18/2009	0.96	0.93	0.97	0.95
17	04/19/2009 - 04/25/2009	0.96	0.93	0.97	0.95
18	04/26/2009 - 05/02/2009	0.96	0.93	0.97	0.95
19	05/03/2009 - 05/09/2009	0.96	0.93	0.97	0.95
20	05/10/2009 - 05/16/2009	0.96	0.93	0.97	0.95
21	05/17/2009 - 05/23/2009	0.96	0.93	0.97	0.95
22	05/24/2009 - 05/30/2009	0.96	0.93	0.97	0.95
23	05/31/2009 - 06/06/2009	0.96	0.93	0.97	0.95
24	06/07/2009 - 06/13/2009	0.96	0.93	0.97	0.95
25	06/14/2009 - 06/20/2009	0.96	0.93	0.97	0.95
26	06/21/2009 - 06/27/2009	0.96	0.93	0.97	0.95
27	06/28/2009 - 07/04/2009	0.96	0.93	0.97	0.95
28	07/05/2009 - 07/11/2009	0.96	0.93	0.97	0.95
29	07/12/2009 - 07/18/2009	0.96	0.93	0.97	0.95
30	07/19/2009 - 07/25/2009	0.96	0.93	0.97	0.95
31	07/26/2009 - 08/01/2009	0.96	0.93	0.97	0.95
32	08/02/2009 - 08/08/2009	0.96	0.93	0.97	0.95
33	08/09/2009 - 08/15/2009	0.96	0.93	0.97	0.95
34	08/16/2009 - 08/22/2009	0.96	0.93	0.97	0.95
35	08/23/2009 - 08/29/2009	0.96	0.93	0.97	0.95
36	08/30/2009 - 09/05/2009	0.96	0.93	0.97	0.95
37	09/06/2009 - 09/12/2009	0.96	0.93	0.97	0.95
38	09/13/2009 - 09/19/2009	0.96	0.93	0.97	0.95
39	09/20/2009 - 09/26/2009	0.96	0.93	0.97	0.95
40	09/27/2009 - 10/03/2009	0.96	0.93	0.97	0.95
41	10/04/2009 - 10/10/2009	0.96	0.93	0.97	0.95
42	10/11/2009 - 10/17/2009	0.96	0.93	0.97	0.95
43	10/18/2009 - 10/24/2009	0.96	0.93	0.97	0.95
44	10/25/2009 - 10/31/2009	0.96	0.93	0.97	0.95
45	11/01/2009 - 11/07/2009	0.96	0.93	0.97	0.95
46	11/08/2009 - 11/14/2009	0.96	0.93	0.97	0.95
47	11/15/2009 - 11/21/2009	0.96	0.93	0.97	0.95
48	11/22/2009 - 11/28/2009	0.96	0.93	0.97	0.95
49	11/29/2009 - 12/05/2009	0.96	0.93	0.98	0.95
50	12/06/2009 - 12/12/2009	0.96	0.93	0.98	0.95
51	12/13/2009 - 12/19/2009	0.96	0.93	0.98	0.95
52	12/20/2009 - 12/26/2009	0.96	0.93	0.98	0.95
53	12/27/2009 - 12/31/2009	0.96	0.93	0.98	0.95

2009 Weekly Axle Factor Category Report - Report Type: ALL

County: 87 - MIAMI-DADE

Week	Dates	8753		8754		8755		8756	
		RAMPS ON	SR-916 / NW 138	RAMPS ON	SR-7 US-441	RAMPS ON	SR-826 SUNNY ISL	RAMPS ON	SR-836/I-395 DOL
1	01/01/2009 - 01/03/2009		1.00		0.99		0.99		0.98
2	01/04/2009 - 01/10/2009		1.00		0.99		0.99		0.98
3	01/11/2009 - 01/17/2009		1.00		0.99		0.99		0.98
4	01/18/2009 - 01/24/2009		1.00		0.99		0.99		0.98
5	01/25/2009 - 01/31/2009		1.00		0.99		0.99		0.98
6	02/01/2009 - 02/07/2009		1.00		0.99		0.99		0.98
7	02/08/2009 - 02/14/2009		1.00		0.99		0.99		0.98
8	02/15/2009 - 02/21/2009		1.00		0.99		0.99		0.98
9	02/22/2009 - 02/28/2009		1.00		0.99		0.99		0.98
10	03/01/2009 - 03/07/2009		1.00		0.99		0.99		0.98
11	03/08/2009 - 03/14/2009		1.00		0.99		0.99		0.98
12	03/15/2009 - 03/21/2009		1.00		0.99		0.99		0.98
13	03/22/2009 - 03/28/2009		1.00		0.99		0.99		0.98
14	03/29/2009 - 04/04/2009		1.00		0.99		0.99		0.98
15	04/05/2009 - 04/11/2009		1.00		0.99		0.99		0.98
16	04/12/2009 - 04/18/2009		1.00		0.99		0.99		0.98
17	04/19/2009 - 04/25/2009		1.00		0.99		0.99		0.98
18	04/26/2009 - 05/02/2009		1.00		0.99		0.99		0.98
19	05/03/2009 - 05/09/2009		1.00		0.99		0.99		0.98
20	05/10/2009 - 05/16/2009		1.00		0.99		0.99		0.98
21	05/17/2009 - 05/23/2009		1.00		0.99		0.99		0.98
22	05/24/2009 - 05/30/2009		1.00		0.99		0.99		0.98
23	05/31/2009 - 06/06/2009		1.00		0.99		0.99		0.98
24	06/07/2009 - 06/13/2009		1.00		0.99		0.99		0.98
25	06/14/2009 - 06/20/2009		1.00		0.99		0.99		0.98
26	06/21/2009 - 06/27/2009		1.00		0.99		0.99		0.98
27	06/28/2009 - 07/04/2009		1.00		0.99		0.99		0.98
28	07/05/2009 - 07/11/2009		1.00		0.99		0.99		0.98
29	07/12/2009 - 07/18/2009		1.00		0.99		0.99		0.98
30	07/19/2009 - 07/25/2009		1.00		0.99		0.99		0.98
31	07/26/2009 - 08/01/2009		1.00		0.99		0.99		0.98
32	08/02/2009 - 08/08/2009		1.00		0.99		0.99		0.98
33	08/09/2009 - 08/15/2009		1.00		0.99		0.99		0.98
34	08/16/2009 - 08/22/2009		1.00		0.99		0.99		0.98
35	08/23/2009 - 08/29/2009		1.00		0.99		0.99		0.98
36	08/30/2009 - 09/05/2009		1.00		0.99		0.99		0.98
37	09/06/2009 - 09/12/2009		1.00		0.99		0.99		0.98
38	09/13/2009 - 09/19/2009		1.00		0.99		0.99		0.98
39	09/20/2009 - 09/26/2009		1.00		0.99		0.99		0.98
40	09/27/2009 - 10/03/2009		1.00		0.99		0.99		0.98
41	10/04/2009 - 10/10/2009		1.00		0.99		0.99		0.98
42	10/11/2009 - 10/17/2009		1.00		0.99		0.99		0.98
43	10/18/2009 - 10/24/2009		1.00		0.99		0.99		0.98
44	10/25/2009 - 10/31/2009		1.00		0.99		0.99		0.98
45	11/01/2009 - 11/07/2009		1.00		0.99		0.99		0.98
46	11/08/2009 - 11/14/2009		1.00		0.99		0.99		0.98
47	11/15/2009 - 11/21/2009		1.00		0.99		0.99		0.98
48	11/22/2009 - 11/28/2009		1.00		0.99		0.99		0.98
49	11/29/2009 - 12/05/2009		1.00		0.99		0.99		0.98
50	12/06/2009 - 12/12/2009		1.00		0.99		0.99		0.98
51	12/13/2009 - 12/19/2009		1.00		0.99		0.99		0.98
52	12/20/2009 - 12/26/2009		1.00		0.99		0.99		0.98
53	12/27/2009 - 12/31/2009		1.00		0.99		0.99		0.98

2009 Weekly Axle Factor Category Report - Report Type: ALL

County: 87 - MIAMI-DADE

Week	Dates	8758		8759		8760		8761	
		RAMPS ON	SR-856 WM LEHMAN	RAMPS ON	SR-826 PALMETTO	RAMPS ON	SR 5/ US-1 / BIS	RAMPS ON	SR-9 I-95
1	01/01/2009 - 01/03/2009		0.99		0.95		0.99		0.96
2	01/04/2009 - 01/10/2009		0.99		0.95		0.99		0.96
3	01/11/2009 - 01/17/2009		0.99		0.96		0.99		0.96
4	01/18/2009 - 01/24/2009		0.99		0.96		0.99		0.96
5	01/25/2009 - 01/31/2009		0.99		0.96		0.99		0.96
6	02/01/2009 - 02/07/2009		0.99		0.96		0.99		0.96
7	02/08/2009 - 02/14/2009		0.99		0.96		0.99		0.96
8	02/15/2009 - 02/21/2009		0.99		0.96		0.99		0.96
9	02/22/2009 - 02/28/2009		0.99		0.96		0.99		0.96
10	03/01/2009 - 03/07/2009		0.99		0.96		0.99		0.96
11	03/08/2009 - 03/14/2009		0.99		0.96		0.99		0.96
12	03/15/2009 - 03/21/2009		0.99		0.96		0.99		0.97
13	03/22/2009 - 03/28/2009		0.99		0.96		0.99		0.96
14	03/29/2009 - 04/04/2009		0.99		0.96		0.99		0.96
15	04/05/2009 - 04/11/2009		0.99		0.95		0.99		0.96
16	04/12/2009 - 04/18/2009		0.99		0.95		0.99		0.96
17	04/19/2009 - 04/25/2009		0.99		0.95		0.99		0.96
18	04/26/2009 - 05/02/2009		0.99		0.95		0.99		0.96
19	05/03/2009 - 05/09/2009		0.99		0.96		0.99		0.96
20	05/10/2009 - 05/16/2009		0.99		0.96		0.99		0.96
21	05/17/2009 - 05/23/2009		0.99		0.96		0.99		0.96
22	05/24/2009 - 05/30/2009		0.99		0.97		0.99		0.96
23	05/31/2009 - 06/06/2009		0.99		0.97		0.99		0.96
24	06/07/2009 - 06/13/2009		0.99		0.97		0.99		0.96
25	06/14/2009 - 06/20/2009		0.99		0.98		0.99		0.96
26	06/21/2009 - 06/27/2009		0.99		0.98		0.99		0.96
27	06/28/2009 - 07/04/2009		0.99		0.98		0.99		0.97
28	07/05/2009 - 07/11/2009		0.99		0.98		0.99		0.97
29	07/12/2009 - 07/18/2009		0.99		0.98		0.99		0.98
30	07/19/2009 - 07/25/2009		0.99		0.98		0.99		0.98
31	07/26/2009 - 08/01/2009		0.99		0.97		0.99		0.98
32	08/02/2009 - 08/08/2009		0.99		0.96		0.99		0.98
33	08/09/2009 - 08/15/2009		0.99		0.96		0.99		0.98
34	08/16/2009 - 08/22/2009		0.99		0.96		0.99		0.97
35	08/23/2009 - 08/29/2009		0.99		0.96		0.99		0.97
36	08/30/2009 - 09/05/2009		0.99		0.96		0.99		0.97
37	09/06/2009 - 09/12/2009		0.99		0.96		0.99		0.97
38	09/13/2009 - 09/19/2009		0.99		0.96		0.99		0.97
39	09/20/2009 - 09/26/2009		0.99		0.96		0.99		0.97
40	09/27/2009 - 10/03/2009		0.99		0.96		0.99		0.97
41	10/04/2009 - 10/10/2009		0.99		0.96		0.99		0.97
42	10/11/2009 - 10/17/2009		0.99		0.96		0.99		0.98
43	10/18/2009 - 10/24/2009		0.99		0.96		0.99		0.97
44	10/25/2009 - 10/31/2009		0.99		0.96		0.99		0.97
45	11/01/2009 - 11/07/2009		0.99		0.97		0.99		0.97
46	11/08/2009 - 11/14/2009		0.99		0.97		0.99		0.96
47	11/15/2009 - 11/21/2009		0.99		0.97		0.99		0.96
48	11/22/2009 - 11/28/2009		0.99		0.97		0.99		0.96
49	11/29/2009 - 12/05/2009		0.99		0.96		0.99		0.96
50	12/06/2009 - 12/12/2009		0.99		0.95		0.99		0.96
51	12/13/2009 - 12/19/2009		0.99		0.95		0.99		0.96
52	12/20/2009 - 12/26/2009		0.99		0.95		0.99		0.96
53	12/27/2009 - 12/31/2009		0.99		0.96		0.99		0.96

2009 Weekly Axle Factor Category Report - Report Type: ALL

County: 87 - MIAMI-DADE

Week	Dates	SR-9 I-95	8762	RAMPS ON	8763	LEJEUNE	RAMPS ON	8764	SR-924	GRATIGN	SR 25/	8770	NW / NE	36 ST
1	01/01/2009 - 01/03/2009		0.99		0.99			0.96				0.99		
2	01/04/2009 - 01/10/2009		0.99		0.99			0.96				0.99		
3	01/11/2009 - 01/17/2009		0.99		0.99			0.96				0.99		
4	01/18/2009 - 01/24/2009		0.99		0.99			0.96				0.99		
5	01/25/2009 - 01/31/2009		0.99		0.99			0.96				0.99		
6	02/01/2009 - 02/07/2009		0.99		0.99			0.96				0.99		
7	02/08/2009 - 02/14/2009		0.99		0.99			0.96				0.99		
8	02/15/2009 - 02/21/2009		0.99		0.99			0.96				0.99		
9	02/22/2009 - 02/28/2009		0.99		0.99			0.96				0.99		
10	03/01/2009 - 03/07/2009		0.99		0.99			0.96				0.99		
11	03/08/2009 - 03/14/2009		0.99		0.99			0.96				0.99		
12	03/15/2009 - 03/21/2009		0.99		0.99			0.96				0.99		
13	03/22/2009 - 03/28/2009		0.99		0.99			0.96				0.99		
14	03/29/2009 - 04/04/2009		0.99		0.99			0.96				0.99		
15	04/05/2009 - 04/11/2009		0.99		0.99			0.96				0.99		
16	04/12/2009 - 04/18/2009		0.99		0.99			0.96				0.99		
17	04/19/2009 - 04/25/2009		0.99		0.99			0.96				0.99		
18	04/26/2009 - 05/02/2009		0.99		0.99			0.96				0.99		
19	05/03/2009 - 05/09/2009		0.99		0.99			0.96				0.99		
20	05/10/2009 - 05/16/2009		0.99		0.99			0.96				0.99		
21	05/17/2009 - 05/23/2009		0.99		0.99			0.96				0.99		
22	05/24/2009 - 05/30/2009		0.99		0.99			0.96				0.99		
23	05/31/2009 - 06/06/2009		0.99		0.99			0.96				0.99		
24	06/07/2009 - 06/13/2009		0.99		0.99			0.96				0.99		
25	06/14/2009 - 06/20/2009		0.99		0.99			0.96				0.99		
26	06/21/2009 - 06/27/2009		0.99		0.99			0.96				0.99		
27	06/28/2009 - 07/04/2009		0.99		0.99			0.96				0.99		
28	07/05/2009 - 07/11/2009		0.99		0.99			0.96				0.99		
29	07/12/2009 - 07/18/2009		0.99		0.99			0.96				0.99		
30	07/19/2009 - 07/25/2009		0.99		0.99			0.96				0.99		
31	07/26/2009 - 08/01/2009		0.99		0.99			0.96				0.99		
32	08/02/2009 - 08/08/2009		0.99		0.99			0.96				0.99		
33	08/09/2009 - 08/15/2009		0.99		0.99			0.96				0.99		
34	08/16/2009 - 08/22/2009		0.99		0.99			0.96				0.99		
35	08/23/2009 - 08/29/2009		0.99		0.99			0.96				0.99		
36	08/30/2009 - 09/05/2009		0.99		0.99			0.96				0.99		
37	09/06/2009 - 09/12/2009		0.99		0.99			0.96				0.99		
38	09/13/2009 - 09/19/2009		0.99		0.99			0.96				0.99		
39	09/20/2009 - 09/26/2009		0.99		0.99			0.96				0.99		
40	09/27/2009 - 10/03/2009		0.99		0.99			0.96				0.99		
41	10/04/2009 - 10/10/2009		0.99		0.99			0.96				0.99		
42	10/11/2009 - 10/17/2009		0.99		0.99			0.96				0.99		
43	10/18/2009 - 10/24/2009		0.99		0.99			0.96				0.99		
44	10/25/2009 - 10/31/2009		0.99		0.99			0.96				0.99		
45	11/01/2009 - 11/07/2009		0.99		0.99			0.96				0.99		
46	11/08/2009 - 11/14/2009		0.99		0.99			0.96				0.99		
47	11/15/2009 - 11/21/2009		0.99		0.99			0.96				0.99		
48	11/22/2009 - 11/28/2009		0.99		0.99			0.96				0.99		
49	11/29/2009 - 12/05/2009		0.99		0.99			0.96				0.99		
50	12/06/2009 - 12/12/2009		0.99		0.99			0.96				0.99		
51	12/13/2009 - 12/19/2009		0.99		0.99			0.96				0.99		
52	12/20/2009 - 12/26/2009		0.99		0.99			0.96				0.99		
53	12/27/2009 - 12/31/2009		0.99		0.99			0.96				0.99		

2009 Weekly Axle Factor Category Report - Report Type: ALL

County: 87 - MIAMI-DADE

Week	Dates	SR 907	8771	I-75	8775	I-95	8795
1	01/01/2009 - 01/03/2009		0.98		0.98		0.96
2	01/04/2009 - 01/10/2009		0.98		0.98		0.96
3	01/11/2009 - 01/17/2009		0.98		0.98		0.96
4	01/18/2009 - 01/24/2009		0.98		0.98		0.96
5	01/25/2009 - 01/31/2009		0.98		0.98		0.96
6	02/01/2009 - 02/07/2009		0.98		0.97		0.96
7	02/08/2009 - 02/14/2009		0.98		0.97		0.96
8	02/15/2009 - 02/21/2009		0.98		0.97		0.96
9	02/22/2009 - 02/28/2009		0.98		0.97		0.96
10	03/01/2009 - 03/07/2009		0.98		0.97		0.96
11	03/08/2009 - 03/14/2009		0.98		0.97		0.96
12	03/15/2009 - 03/21/2009		0.98		0.97		0.96
13	03/22/2009 - 03/28/2009		0.98		0.97		0.96
14	03/29/2009 - 04/04/2009		0.98		0.97		0.96
15	04/05/2009 - 04/11/2009		0.98		0.97		0.96
16	04/12/2009 - 04/18/2009		0.98		0.97		0.96
17	04/19/2009 - 04/25/2009		0.98		0.97		0.96
18	04/26/2009 - 05/02/2009		0.98		0.97		0.96
19	05/03/2009 - 05/09/2009		0.98		0.97		0.96
20	05/10/2009 - 05/16/2009		0.98		0.97		0.96
21	05/17/2009 - 05/23/2009		0.98		0.97		0.96
22	05/24/2009 - 05/30/2009		0.98		0.97		0.96
23	05/31/2009 - 06/06/2009		0.98		0.97		0.96
24	06/07/2009 - 06/13/2009		0.98		0.97		0.96
25	06/14/2009 - 06/20/2009		0.98		0.97		0.96
26	06/21/2009 - 06/27/2009		0.98		0.97		0.96
27	06/28/2009 - 07/04/2009		0.98		0.97		0.97
28	07/05/2009 - 07/11/2009		0.98		0.97		0.97
29	07/12/2009 - 07/18/2009		0.98		0.97		0.98
30	07/19/2009 - 07/25/2009		0.98		0.97		0.97
31	07/26/2009 - 08/01/2009		0.98		0.97		0.97
32	08/02/2009 - 08/08/2009		0.98		0.97		0.96
33	08/09/2009 - 08/15/2009		0.98		0.97		0.96
34	08/16/2009 - 08/22/2009		0.98		0.97		0.96
35	08/23/2009 - 08/29/2009		0.98		0.97		0.96
36	08/30/2009 - 09/05/2009		0.98		0.97		0.96
37	09/06/2009 - 09/12/2009		0.98		0.97		0.96
38	09/13/2009 - 09/19/2009		0.98		0.97		0.96
39	09/20/2009 - 09/26/2009		0.98		0.97		0.96
40	09/27/2009 - 10/03/2009		0.98		0.97		0.96
41	10/04/2009 - 10/10/2009		0.98		0.97		0.96
42	10/11/2009 - 10/17/2009		0.98		0.97		0.96
43	10/18/2009 - 10/24/2009		0.98		0.97		0.96
44	10/25/2009 - 10/31/2009		0.98		0.97		0.96
45	11/01/2009 - 11/07/2009		0.98		0.97		0.96
46	11/08/2009 - 11/14/2009		0.98		0.97		0.96
47	11/15/2009 - 11/21/2009		0.98		0.97		0.96
48	11/22/2009 - 11/28/2009		0.98		0.97		0.96
49	11/29/2009 - 12/05/2009		0.98		0.98		0.96
50	12/06/2009 - 12/12/2009		0.98		0.98		0.96
51	12/13/2009 - 12/19/2009		0.98		0.98		0.96
52	12/20/2009 - 12/26/2009		0.98		0.98		0.96
53	12/27/2009 - 12/31/2009		0.98		0.98		0.96

Traffic Counts on Project CD

2009 Turning Movement Counts collected by Applicant
2009 Link Counts collected by Applicant

TRAFFIC SURVEY SPECIALISTS, INC.

NE 14TH STREET & BISCAYNE BOULEVARD/US 1
 MIAMI, FLORIDA
 COUNTED BY: Y. MARQUEZ & M. MALONE
 SIGNALIZED

624 GARDENIA TERRACE
 DELRAY BEACH, FLORIDA 33444
 (561) 272-3255 FAX (561) 272-4381

Site Code : 00090010
 Start Date: 02/26/09
 File I.D. : 14STBISC
 Page : 1

LIGHT VEHICLES, HEAVY VEHICLES

Date	BISCAYNE BOULEVARD/US 1 From North				NE 14TH STREET From East				BISCAYNE BOULEVARD/US 1 From South				NE 14TH STREET From West				Total
	UTurn	Left	Thru	Right	UTurn	Left	Thru	Right	UTurn	Left	Thru	Right	UTurn	Left	Thru	Right	
02/26/09	-----																
07:00	0	12	166	8	0	12	11	13	0	4	113	19	0	3	17	7	385
07:15	0	14	200	10	0	17	15	8	0	9	112	23	0	6	15	4	433
07:30	0	13	249	8	0	11	17	8	0	7	155	28	0	8	24	1	529
07:45	0	9	286	11	0	12	18	9	0	4	143	30	0	3	27	3	555
Hr Total	0	48	901	37	0	52	61	38	0	24	523	100	0	20	83	15	1902
08:00	0	8	357	6	0	17	30	11	0	7	174	28	0	7	37	10	692
08:15	0	14	339	11	0	24	29	7	0	8	160	24	0	3	48	11	678
08:30	0	13	342	16	0	15	28	8	0	10	199	29	0	5	30	8	703
08:45	0	10	345	7	0	18	18	8	0	7	189	32	0	5	38	13	690
Hr Total	0	45	1383	40	0	74	105	34	0	32	722	113	0	20	153	42	2763
----- * BREAK * -----																	
16:00	0	15	170	6	0	14	15	9	0	6	368	36	0	8	38	2	687
16:15	0	12	196	6	0	22	28	11	0	13	297	25	0	10	32	6	658
16:30	0	14	218	4	0	13	26	12	0	4	277	30	0	8	17	4	627
16:45	0	13	199	10	0	12	14	10	0	9	277	37	0	9	39	12	641
Hr Total	0	54	783	26	0	61	83	42	0	32	1219	128	0	35	126	24	2613
17:00	0	17	217	7	0	17	24	11	0	9	308	47	0	13	32	8	710
17:15	0	13	220	8	0	16	22	13	0	15	346	44	0	6	31	9	743
17:30	0	15	202	7	1	11	19	14	0	5	377	37	0	12	21	14	735
17:45	0	9	203	11	0	12	11	14	0	5	341	46	0	7	35	12	706
Hr Total	0	54	842	33	1	56	76	52	0	34	1372	174	0	38	119	43	2894

TOTAL	0	201	3909	136	1	243	325	166	0	122	3836	515	0	113	481	124	10172

NE 14TH STREET & BISCAYNE BOULEVARD/US 1
 MIAMI, FLORIDA
 COUNTED BY: Y. MARQUEZ & M. MALONE
 SIGNALIZED

TRAFFIC SURVEY SPECIALISTS, INC.
 624 GARDENIA TERRACE
 DELRAY BEACH, FLORIDA 33444
 (561) 272-3255 FAX (561) 272-4381

Site Code : 00090010
 Start Date: 02/26/09
 File I.D. : 14STBISC
 Page : 2

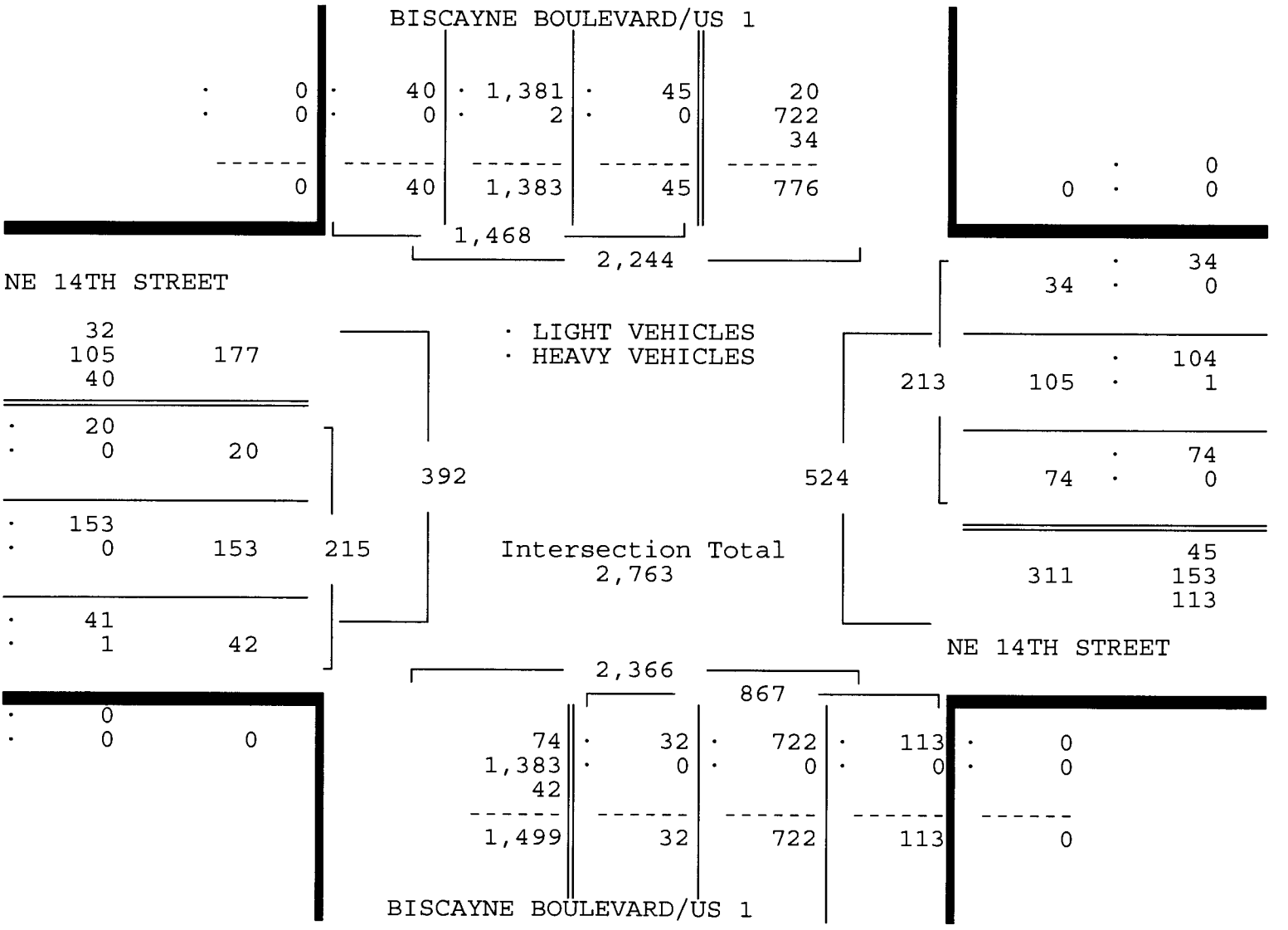
LIGHT VEHICLES, HEAVY VEHICLES

BISCAYNE BOULEVARD/US 1 From North				NE 14TH STREET From East				BISCAYNE BOULEVARD/US 1 From South				NE 14TH STREET From West				Total
UTurn	Left	Thru	Right	UTurn	Left	Thru	Right	UTurn	Left	Thru	Right	UTurn	Left	Thru	Right	

Date 02/26/09

Peak Hour Analysis By Entire Intersection for the Period: 07:00 to 09:00 on 02/26/09

Peak start 08:00				08:00				08:00				08:00				
Volume	0	45	1383	40	0	74	105	34	0	32	722	113	0	20	153	42
Percent	0%	3%	94%	3%	0%	35%	49%	16%	0%	4%	83%	13%	0%	9%	71%	20%
Pk total	1468			213			867			215						
Highest	08:00			08:15			08:30			08:15						
Volume	0	8	357	6	0	24	29	7	0	10	199	29	0	3	48	11
Hi total	371			60			238			62						
PHF	.99			.89			.91			.87						



NE 14TH STREET & BISCAYNE BOULEVARD/US 1
 MIAMI, FLORIDA
 COUNTED BY: Y. MARQUEZ & M. MALONE
 SIGNALIZED

TRAFFIC SURVEY SPECIALISTS, INC.
 624 GARDENIA TERRACE
 DELRAY BEACH, FLORIDA 33444
 (561) 272-3255 FAX (561) 272-4381

Site Code : 00090010
 Start Date: 02/26/09
 File I.D. : 14STBISC
 Page : 3

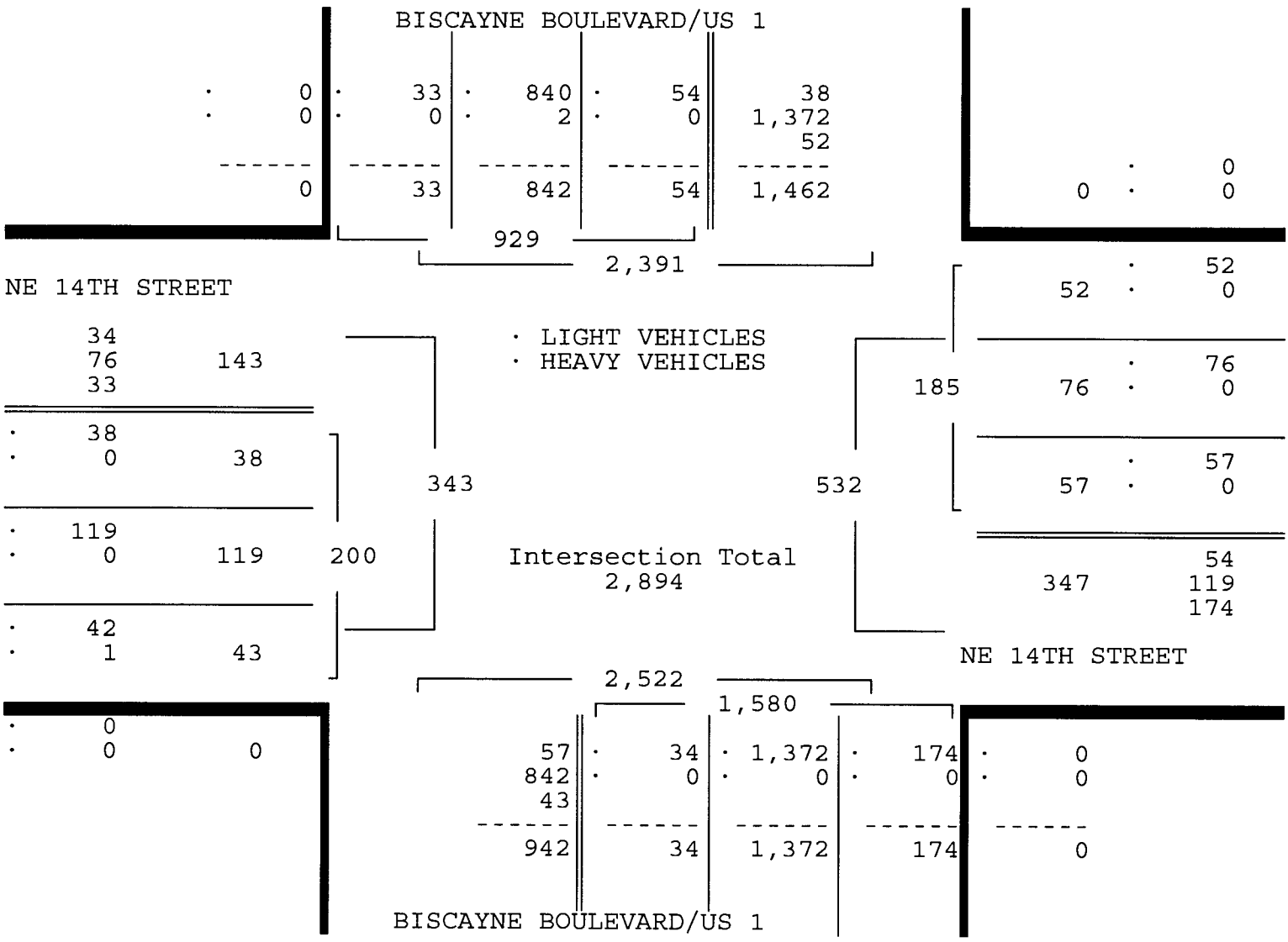
LIGHT VEHICLES, HEAVY VEHICLES

BISCAYNE BOULEVARD/US 1				NE 14TH STREET				BISCAYNE BOULEVARD/US 1				NE 14TH STREET				Total
From North				From East				From South				From West				
UTurn	Left	Thru	Right	UTurn	Left	Thru	Right	UTurn	Left	Thru	Right	UTurn	Left	Thru	Right	

Date 02/26/09

Peak Hour Analysis By Entire Intersection for the Period: 16:00 to 18:00 on 02/26/09

Peak start 17:00				17:00				17:00				17:00				
Volume	0	54	842	33	1	56	76	52	0	34	1372	174	0	38	119	43
Percent	0%	6%	91%	4%	1%	30%	41%	28%	0%	2%	87%	11%	0%	19%	60%	22%
Pk total	929				185				1580				200			
Highest	17:00				17:00				17:30				17:45			
Volume	0	17	217	7	0	17	24	11	0	5	377	37	0	7	35	12
Hi total	241				52				419				54			
PHF	.96				.89				.94				.93			



NE 14TH STREET & BISCAYNE BOULEVARD/US 1
 MIAMI, FLORIDA
 COUNTED BY: Y. MARQUEZ & M. MALONE
 SIGNALIZED

TRAFFIC SURVEY SPECIALISTS, INC.
 624 GARDENIA TERRACE
 DELRAY BEACH, FLORIDA 33444
 (561) 272-3255 FAX (561) 272-4381

Site Code : 00090010
 Start Date: 02/26/09
 File I.D. : 14STBISC
 Page : 1

HEAVY VEHICLES

Date	BISCAYNE BOULEVARD/US 1 From North				NE 14TH STREET From East				BISCAYNE BOULEVARD/US 1 From South				NE 14TH STREET From West				Total
	UTurn	Left	Thru	Right	UTurn	Left	Thru	Right	UTurn	Left	Thru	Right	UTurn	Left	Thru	Right	
02/26/09	-----																
07:00	0	0	1	0	0	0	0	0	0	0	1	0	0	0	0	0	2
07:15	0	0	0	0	0	0	0	0	0	0	1	0	0	0	0	0	1
07:30	0	0	0	0	0	0	0	0	0	0	0	0	0	0	0	0	0
07:45	0	0	0	0	0	0	0	0	0	0	0	0	0	0	0	0	0
Hr Total	0	0	1	0	0	0	0	0	0	0	2	0	0	0	0	0	3
08:00	0	0	2	0	0	0	0	0	0	0	0	0	0	0	0	0	2
08:15	0	0	0	0	0	0	0	0	0	0	0	0	0	0	0	1	1
08:30	0	0	0	0	0	0	1	0	0	0	0	0	0	0	0	0	1
08:45	0	0	0	0	0	0	0	0	0	0	0	0	0	0	0	0	0
Hr Total	0	0	2	0	0	0	1	0	0	0	0	0	0	0	0	1	4
----- * BREAK * -----																	
16:00	0	0	0	0	0	0	0	0	0	0	0	0	0	0	1	0	1
16:15	0	0	0	0	0	0	0	0	0	0	1	0	0	0	0	0	1
16:30	0	0	0	0	0	0	0	0	0	0	1	0	0	0	0	0	1
16:45	0	0	0	0	0	0	0	0	0	0	0	0	0	0	0	0	0
Hr Total	0	0	0	0	0	0	0	0	0	0	2	0	0	0	1	0	3
17:00	0	0	0	0	0	0	0	0	0	0	0	0	0	0	0	1	1
17:15	0	0	2	0	0	0	0	0	0	0	0	0	0	0	0	0	2
17:30	0	0	0	0	0	0	0	0	0	0	0	0	0	0	0	0	0
17:45	0	0	0	0	0	0	0	0	0	0	0	0	0	0	0	0	0
Hr Total	0	0	2	0	0	0	0	0	0	0	0	0	0	0	0	1	3

TOTAL	0	0	5	0	0	0	1	0	0	0	4	0	0	0	1	2	13

NE 14TH STREET & BISCAYNE BOULEVARD/US 1
 MIAMI, FLORIDA
 COUNTED BY: Y. MARQUEZ & M. MALONE
 SIGNALIZED

TRAFFIC SURVEY SPECIALISTS, INC.
 624 GARDENIA TERRACE
 DELRAY BEACH, FLORIDA 33444
 (561) 272-3255 FAX (561) 272-4381

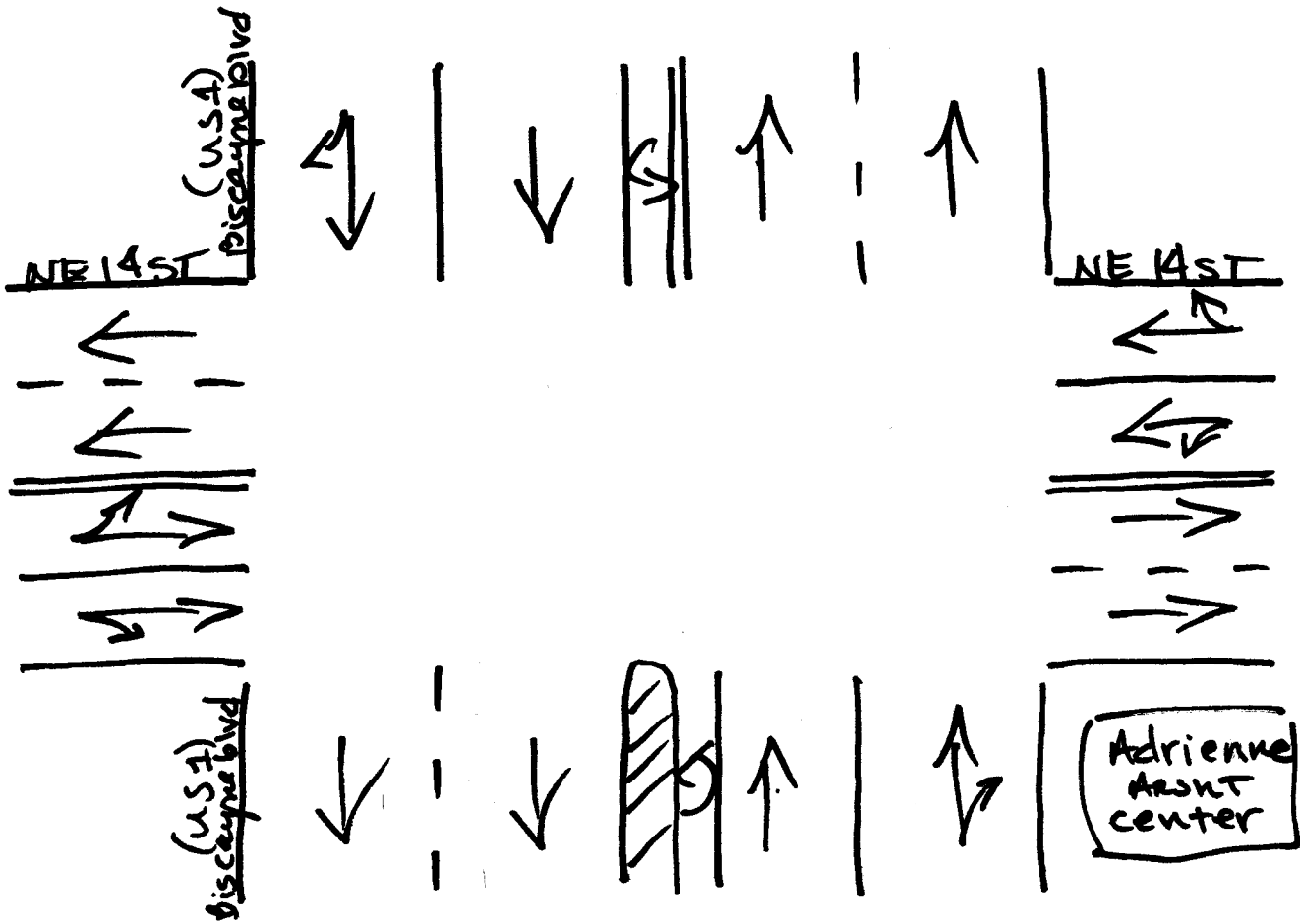
Site Code : 00090010
 Start Date: 02/26/09
 File I.D. : 14STBISC
 Page : 1

PEDESTRIANS

Date	BISCAYNE BOULEVARD/US 1 From North				NE 14TH STREET From East				BISCAYNE BOULEVARD/US 1 From South				NE 14TH STREET From West				Total
	Left	Thru	RIGHT	PEDS	Left	Thru	RIGHT	PEDS	Left	Thru	RIGHT	PEDS	Left	Thru	RIGHT	PEDS	
02/26/09	-----																
07:00	0	0	0	0	0	0	0	1	0	0	0	0	0	0	0	0	1
07:15	0	0	0	0	0	0	0	0	0	0	0	0	0	0	0	0	0
07:30	0	0	0	0	0	0	0	0	0	0	0	0	0	0	0	2	2
07:45	0	0	0	5	0	0	0	0	0	0	0	0	0	0	0	3	8
Hr Total	0	0	0	5	0	0	0	1	0	0	0	0	0	0	0	5	11
08:00	0	0	0	2	0	0	0	2	0	0	0	1	0	0	0	1	6
08:15	0	0	0	1	0	0	0	1	0	0	0	0	0	0	0	0	2
08:30	0	0	0	0	0	0	0	4	0	0	0	1	0	0	0	3	8
08:45	0	0	0	0	0	0	0	0	0	0	0	1	0	0	0	4	5
Hr Total	0	0	0	3	0	0	0	7	0	0	0	3	0	0	0	8	21
----- * BREAK * -----																	
16:00	0	0	0	1	0	0	0	3	0	0	0	1	0	0	0	0	5
16:15	0	0	0	2	0	0	0	3	0	0	0	0	0	0	0	1	6
16:30	0	0	0	4	0	0	0	0	0	0	0	2	0	0	0	2	8
16:45	0	0	0	1	0	0	0	0	0	0	0	0	0	0	0	1	2
Hr Total	0	0	0	8	0	0	0	6	0	0	0	3	0	0	0	4	21
17:00	0	0	0	1	0	0	0	5	0	0	0	5	0	0	0	0	11
17:15	0	0	0	0	0	0	0	5	0	0	0	5	0	0	0	2	12
17:30	0	0	0	0	0	0	0	2	0	0	0	0	0	0	0	1	3
17:45	0	0	0	8	0	0	0	6	0	0	0	0	0	0	0	2	16
Hr Total	0	0	0	9	0	0	0	18	0	0	0	10	0	0	0	5	42

TOTAL	0	0	0	25	0	0	0	32	0	0	0	16	0	0	0	22	95

↑
North



Miami, Florida
February 25, 2009
drawn by: Luis Palomino
Signalized

NE 12TH STREET & BISCAYNE BOULEVARD/US 1
 MIAMI, FLORIDA
 COUNTED BY: C. RUIZ & G. JOHN
 NOT SIGNALIZED

TRAFFIC SURVEY SPECIALISTS, INC.
 624 GARDENIA TERRACE
 DELRAY BEACH, FLORIDA 33444
 (561) 272-3255 FAX (561) 272-4381

Site Code : 00090010
 Start Date: 02/26/09
 File I.D. : 12STBISC
 Page : 1

LIGHT VEHICLES, HEAVY VEHICLES

Date	BISCAYNE BOULEVARD/US 1 From North				----- From East				BISCAYNE BOULEVARD/US 1 From South				NE 12TH STREET From West				Total
	UTurn	Left	Thru	Right	UTurn	Left	Thru	Right	UTurn	Left	Thru	Right	UTurn	Left	Thru	Right	
02/26/09	-----																
07:00	0	0	173	59	0	0	0	0	0	0	139	0	0	0	0	0	371
07:15	0	0	207	66	0	0	0	0	0	0	143	0	0	0	0	0	416
07:30	0	0	262	87	0	0	0	0	0	1	178	0	0	0	0	0	528
07:45	0	0	282	89	0	0	0	0	0	1	171	0	0	0	0	0	543
Hr Total	0	0	924	301	0	0	0	0	0	2	631	0	0	0	0	0	1858
08:00	0	0	368	130	0	0	0	0	0	0	194	0	0	0	0	0	692
08:15	0	0	410	128	0	0	0	0	0	2	167	0	0	0	0	0	707
08:30	0	0	409	105	0	0	0	0	0	2	198	0	0	0	0	0	714
08:45	0	0	405	107	0	0	0	0	0	0	213	0	0	0	0	0	725
Hr Total	0	0	1592	470	0	0	0	0	0	4	772	0	0	0	0	0	2838
----- * BREAK * -----																	
16:00	0	0	166	98	0	0	0	0	1	4	385	0	0	0	0	0	654
16:15	0	0	225	86	0	0	0	0	0	0	340	0	0	0	0	0	651
16:30	0	0	233	105	0	0	0	0	0	5	309	0	0	0	0	0	652
16:45	0	0	237	90	0	0	0	0	0	1	313	0	0	0	0	0	641
Hr Total	0	0	861	379	0	0	0	0	1	10	1347	0	0	0	0	0	2598
17:00	0	0	231	132	0	0	0	0	0	5	345	0	0	0	0	0	713
17:15	0	0	249	108	0	0	0	0	1	2	348	0	0	0	0	0	708
17:30	0	0	253	90	0	0	0	0	0	2	427	0	0	0	0	0	772
17:45	0	0	249	97	0	0	0	0	0	2	392	0	0	0	0	0	740
Hr Total	0	0	982	427	0	0	0	0	1	11	1512	0	0	0	0	0	2933

TOTAL	0	0	4359	1577	0	0	0	0	2	27	4262	0	0	0	0	0	10227

NE 12TH STREET & BISCAYNE BOULEVARD/US 1
 MIAMI, FLORIDA
 COUNTED BY: C. RUIZ & G. JOHN
 NOT SIGNALIZED

TRAFFIC SURVEY SPECIALISTS, INC.
 624 GARDENIA TERRACE
 DELRAY BEACH, FLORIDA 33444
 (561) 272-3255 FAX (561) 272-4381

Site Code : 00090010
 Start Date: 02/26/09
 File I.D. : 12STBISC
 Page : 2

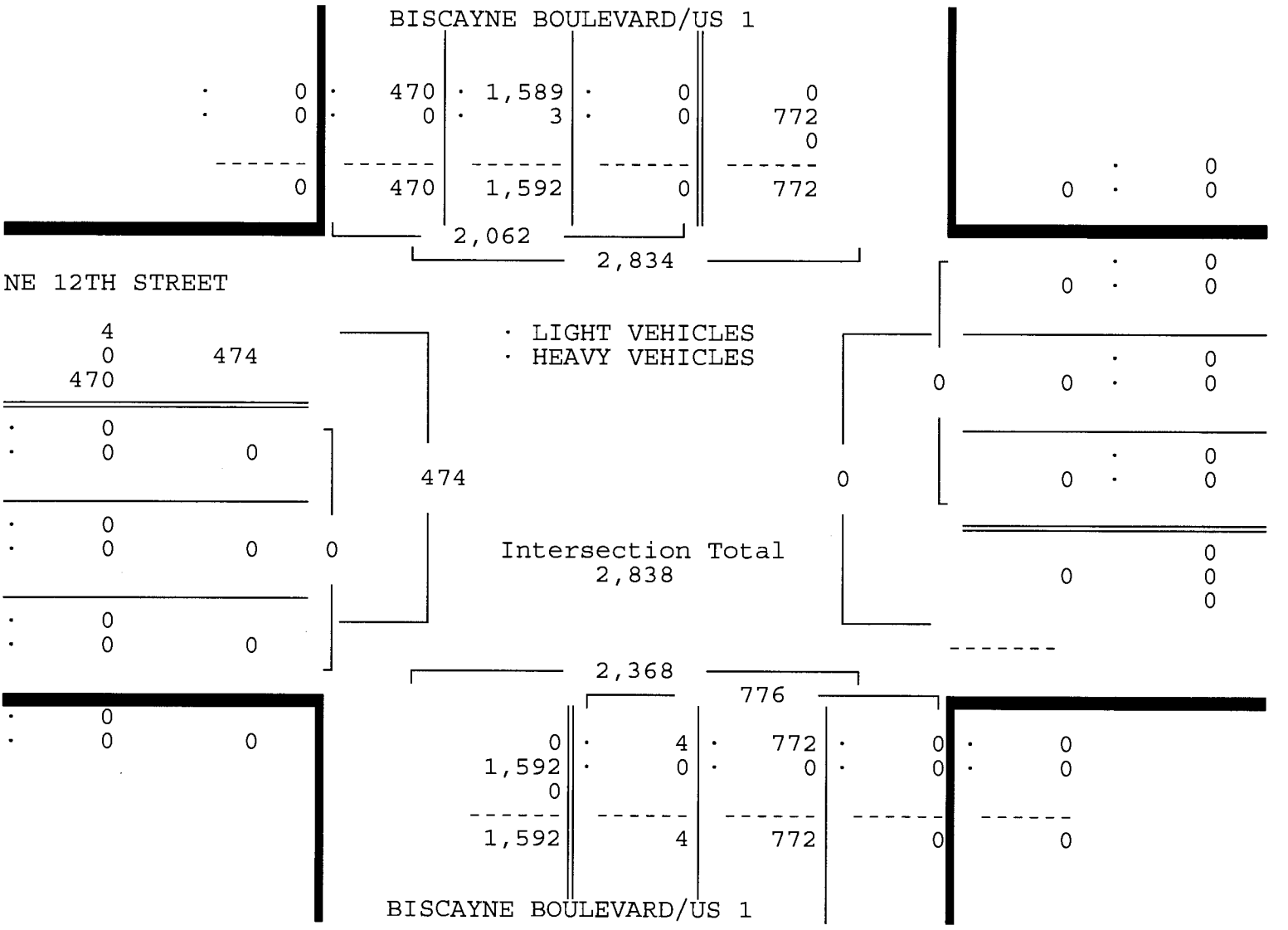
LIGHT VEHICLES, HEAVY VEHICLES

BISCAYNE BOULEVARD/US 1				BISCAYNE BOULEVARD/US 1				BISCAYNE BOULEVARD/US 1				NE 12TH STREET				Total
From North				From East				From South				From West				
UTurn	Left	Thru	Right	UTurn	Left	Thru	Right	UTurn	Left	Thru	Right	UTurn	Left	Thru	Right	

Date 02/26/09

Peak Hour Analysis By Entire Intersection for the Period: 07:00 to 09:00 on 02/26/09

Peak start 08:00				08:00				08:00				08:00			
Volume	0	0	1592	470	0	0	0	0	0	4	772	0	0	0	0
Percent	0%	0%	77%	23%	0%	0%	0%	0%	0%	1%	99%	0%	0%	0%	0%
Pk total	2062			0	0			776			0	0			
Highest	08:15			07:00	08:45			07:00			07:00				
Volume	0	0	410	128	0	0	0	0	0	213	0	0	0	0	0
Hi total	538			0	213			0			0				
PHF	.96			.0	.91			.0			.0				



NE 12TH STREET & BISCAYNE BOULEVARD/US 1
 MIAMI, FLORIDA
 COUNTED BY: C. RUIZ & G. JOHN
 NOT SIGNALIZED

624 GARDENIA TERRACE
 DELRAY BEACH, FLORIDA 33444
 (561) 272-3255 FAX (561) 272-4381

Site Code : 00090010
 Start Date: 02/26/09
 File I.D. : 12STBISC
 Page : 3

LIGHT VEHICLES, HEAVY VEHICLES

BISCAYNE BOULEVARD/US 1				BISCAYNE BOULEVARD/US 1				BISCAYNE BOULEVARD/US 1				NE 12TH STREET				Total
From North				From East				From South				From West				
UTurn	Left	Thru	Right	UTurn	Left	Thru	Right	UTurn	Left	Thru	Right	UTurn	Left	Thru	Right	

Peak Hour Analysis By Entire Intersection for the Period: 16:00 to 18:00 on 02/26/09

Peak start 17:00				17:00				17:00				17:00			
Volume	0	0	982	427	0	0	0	0	1	11	1512	0	0	0	0
Percent	0%	0%	70%	30%	0%	0%	0%	0%	0%	1%	99%	0%	0%	0%	0%
Pk total	1409			0			1524			0			0		
Highest	17:00			07:00			17:30			07:00					
Volume	0	0	231	132	0	0	0	0	0	2	427	0	0	0	0
Hi total	363			0			429			0					
PHF	.97			.0			.89			.0					

BISCAYNE BOULEVARD/US 1															
:		0	:	426	:	980	:	0	:	0					
:		0	:	1	:	2	:	0	:	1,512					

		0		427		982		0		1,512					
				1,409				2,921							

NE 12TH STREET																
12																
0																
427		439														

:		0														
:		0	0													

:		0														
:		0	0	0												

:		0														
:		0	0													

				439				0								
				Intersection Total												
				2,933												
				2,506				1,524								

BISCAYNE BOULEVARD/US 1																
:		0														
:		0	0													

		0	:	12	:	1,512	:	0	:	0	:	0	:	0	:	
		982	:	0	:	0	:	0	:	0	:	0	:	0	:	
		0														
		982		12		1,512		0		0		0		0		

NE 12TH STREET & BISCAYNE BOULEVARD/US 1
 MIAMI, FLORIDA
 COUNTED BY: C. RUIZ & G. JOHN
 NOT SIGNALIZED

TRAFFIC SURVEY SPECIALISTS, INC.
 624 GARDENIA TERRACE
 DELRAY BEACH, FLORIDA 33444
 (561) 272-3255 FAX (561) 272-4381

Site Code : 00090010
 Start Date: 02/26/09
 File I.D. : 12STBISC
 Page : 1

HEAVY VEHICLES

Date	BISCAYNE BOULEVARD/US 1 From North				----- From East				BISCAYNE BOULEVARD/US 1 From South				NE 12TH STREET From West				Total
	UTurn	Left	Thru	Right	UTurn	Left	Thru	Right	UTurn	Left	Thru	Right	UTurn	Left	Thru	Right	
02/26/09	-----																
07:00	0	0	1	0	0	0	0	0	0	0	0	0	0	0	0	0	1
07:15	0	0	0	0	0	0	0	0	0	0	0	0	0	0	0	0	0
07:30	0	0	0	0	0	0	0	0	0	0	0	0	0	0	0	0	0
07:45	0	0	0	0	0	0	0	0	0	0	1	0	0	0	0	0	1
Hr Total	0	0	1	0	0	0	0	0	0	0	1	0	0	0	0	0	2
08:00	0	0	2	0	0	0	0	0	0	0	0	0	0	0	0	0	2
08:15	0	0	1	0	0	0	0	0	0	0	0	0	0	0	0	0	1
08:30	0	0	0	0	0	0	0	0	0	0	0	0	0	0	0	0	0
08:45	0	0	0	0	0	0	0	0	0	0	0	0	0	0	0	0	0
Hr Total	0	0	3	0	0	0	0	0	0	0	0	0	0	0	0	0	3
----- * BREAK * -----																	
16:00	0	0	0	0	0	0	0	0	0	0	0	0	0	0	0	0	0
16:15	0	0	0	0	0	0	0	0	0	0	0	0	0	0	0	0	0
16:30	0	0	0	0	0	0	0	0	0	0	1	0	0	0	0	0	1
16:45	0	0	0	0	0	0	0	0	0	0	0	0	0	0	0	0	0
Hr Total	0	0	0	0	0	0	0	0	0	0	1	0	0	0	0	0	1
17:00	0	0	1	0	0	0	0	0	0	0	0	0	0	0	0	0	1
17:15	0	0	0	1	0	0	0	0	0	0	0	0	0	0	0	0	1
17:30	0	0	1	0	0	0	0	0	0	0	0	0	0	0	0	0	1
17:45	0	0	0	0	0	0	0	0	0	0	0	0	0	0	0	0	0
Hr Total	0	0	2	1	0	0	0	0	0	0	0	0	0	0	0	0	3

TOTAL	0	0	6	1	0	0	0	0	0	0	2	0	0	0	0	0	9

TRAFFIC SURVEY SPECIALISTS, INC.

NE 12TH STREET & BISCAYNE BOULEVARD/US 1
 MIAMI, FLORIDA
 COUNTED BY: C. RUIZ & G. JOHN
 NOT SIGNALIZED

624 GARDENIA TERRACE
 DELRAY BEACH, FLORIDA 33444
 (561) 272-3255 FAX (561) 272-4381

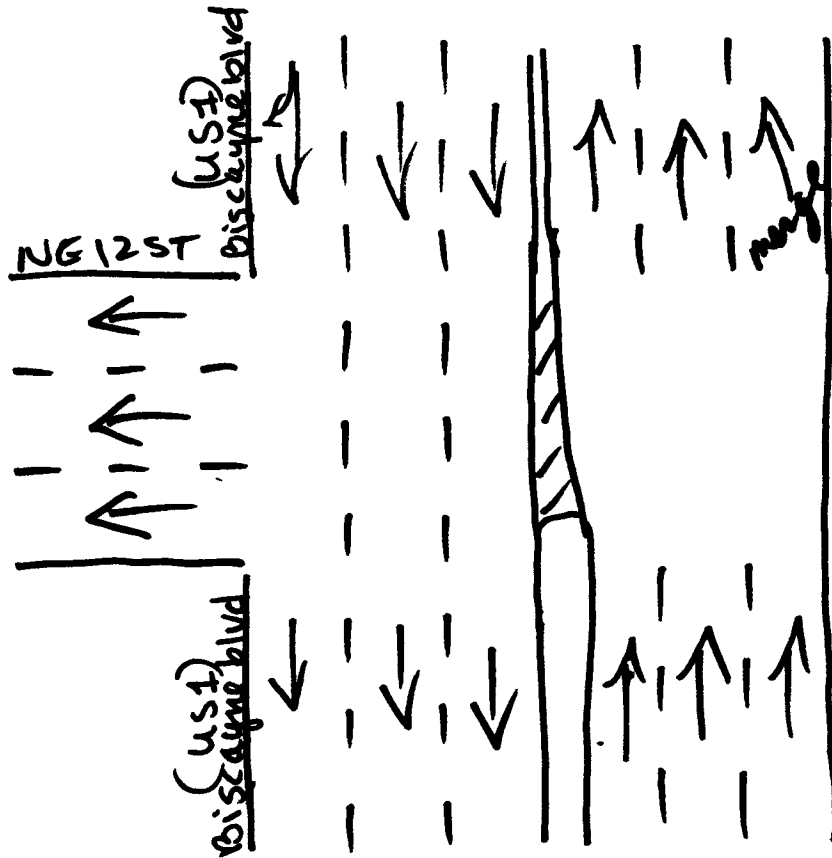
Site Code : 00090010
 Start Date: 02/26/09
 File I.D. : 12STBISC
 Page : 1

PEDESTRIANS

Date	BISCAYNE BOULEVARD/US 1 From North				----- From East				BISCAYNE BOULEVARD/US 1 From South				NE 12TH STREET From West				Total
	Left	Thru	RIGHT	PEDS	Left	Thru	RIGHT	PEDS	Left	Thru	RIGHT	PEDS	Left	Thru	RIGHT	PEDS	
02/26/09	-----																
07:00	0	0	0	0	0	0	0	0	0	0	0	0	0	0	0	2	2
07:15	0	0	0	0	0	0	0	0	0	0	0	1	0	0	0	0	1
07:30	0	0	0	0	0	0	0	0	0	0	0	0	0	0	0	0	0
07:45	0	0	0	0	0	0	0	0	0	0	0	0	0	0	0	2	2
Hr Total	0	0	0	0	0	0	0	0	0	0	0	1	0	0	0	4	5
08:00	0	0	0	0	0	0	0	0	0	0	0	0	0	0	0	2	2
08:15	0	0	0	0	0	0	0	0	0	0	0	0	0	0	0	0	0
08:30	0	0	0	0	0	0	0	0	0	0	0	0	0	0	0	0	0
08:45	0	0	0	0	0	0	0	0	0	0	0	0	0	0	0	0	0
Hr Total	0	0	0	0	0	0	0	0	0	0	0	0	0	0	0	2	2
----- * BREAK * -----																	
16:00	0	0	0	0	0	0	0	0	0	0	0	0	0	0	0	0	0
16:15	0	0	0	0	0	0	0	0	0	0	0	0	0	0	0	3	3
16:30	0	0	0	0	0	0	0	0	0	0	0	0	0	0	0	0	0
16:45	0	0	0	0	0	0	0	0	0	0	0	0	0	0	0	0	0
Hr Total	0	0	0	0	0	0	0	0	0	0	0	0	0	0	0	3	3
17:00	0	0	0	0	0	0	0	0	0	0	0	0	0	0	0	0	0
17:15	0	0	0	0	0	0	0	0	0	0	0	0	0	0	0	1	1
17:30	0	0	0	0	0	0	0	0	0	0	0	0	0	0	0	1	1
17:45	0	0	0	0	0	0	0	1	0	0	0	0	0	0	0	1	2
Hr Total	0	0	0	0	0	0	0	1	0	0	0	0	0	0	0	3	4

TOTAL	0	0	0	0	0	0	0	1	0	0	0	1	0	0	0	12	14

↑
North



Miami, Florida
February 25, 2009
drawn by: Luis Palomino
not signalized

TRAFFIC SURVEY SPECIALISTS, INC.

NE 11TH TERRACE & BISCAYNE BOULEVARD/
 US 1, MIAMI, FLORIDA
 COUNTED BY: M. GOMEZ & L. PASS
 SIGNALIZED

624 GARDENIA TERRACE
 DELRAY BEACH, FLORIDA 33444
 (561) 272-3255 FAX (561) 272-4381

Site Code : 00090010
 Start Date: 02/26/09
 File I.D. : 11TEBISC
 Page : 1

LIGHT VEHICLES, HEAVY VEHICLES

Date	BISCAYNE BOULEVARD/US 1 From North				I 395 EB From East				BISCAYNE BOULEVARD/US 1 From South				NE 11TH TERRACE From West				Total
	UTurn	Left	Thru	Right	UTurn	Left	Thru	Right	UTurn	Left	Thru	Right	UTurn	Left	Thru	Right	
02/26/09	-----																
07:00	0	0	174	0	0	0	0	0	0	0	83	40	0	44	0	33	374
07:15	0	0	214	0	0	0	0	0	0	0	79	47	0	64	0	29	433
07:30	0	0	260	0	0	0	0	0	0	0	97	60	0	75	0	25	517
07:45	0	0	308	0	0	0	0	0	0	0	101	57	0	64	0	36	566
Hr Total	0	0	956	0	0	0	0	0	0	0	360	204	0	247	0	123	1890
08:00	0	0	361	0	0	0	0	0	0	0	141	84	0	56	0	42	684
08:15	0	0	419	0	0	0	0	0	0	0	129	81	0	53	0	34	716
08:30	0	0	418	0	0	0	0	0	0	0	135	86	0	62	0	37	738
08:45	0	0	410	0	0	0	0	0	0	0	150	95	0	71	0	42	768
Hr Total	0	0	1608	0	0	0	0	0	0	0	555	346	0	242	0	155	2906
----- * BREAK * -----																	
16:00	0	0	169	0	0	0	0	0	0	0	325	181	0	65	0	10	750
16:15	0	0	230	0	0	0	0	0	0	0	270	150	0	48	0	12	710
16:30	0	0	224	0	0	0	0	0	0	0	261	189	0	62	0	15	751
16:45	0	0	232	0	0	0	0	0	0	0	246	130	0	60	0	13	681
Hr Total	0	0	855	0	0	0	0	0	0	0	1102	650	0	235	0	50	2892
17:00	0	0	239	0	0	0	0	0	0	0	290	153	0	80	0	20	782
17:15	0	0	227	0	0	0	0	0	0	0	287	160	0	90	0	14	778
17:30	0	0	262	0	0	0	0	0	0	0	351	190	0	85	0	16	904
17:45	0	0	241	0	0	0	0	0	0	0	323	174	0	81	0	7	826
Hr Total	0	0	969	0	0	0	0	0	0	0	1251	677	0	336	0	57	3290

TOTAL	0	0	4388	0	0	0	0	0	0	0	3268	1877	0	1060	0	385	10978

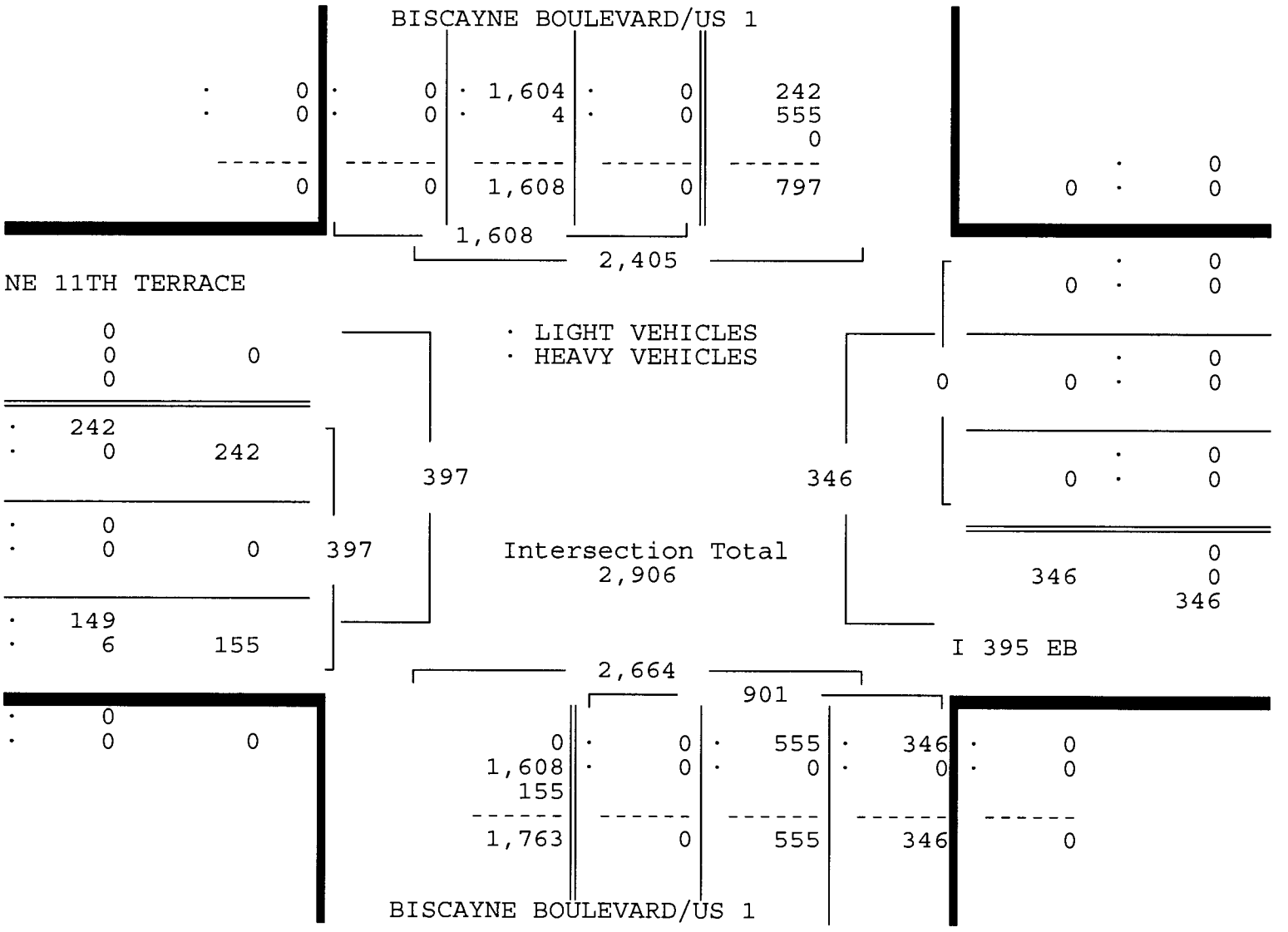
NE 11TH TERRACE & BISCAYNE BOULEVARD/
 US 1, MIAMI, FLORIDA
 COUNTED BY: M. GOMEZ & L. PASS
 SIGNALIZED

TRAFFIC SURVEY SPECIALISTS, INC.
 624 GARDENIA TERRACE
 DELRAY BEACH, FLORIDA 33444
 (561) 272-3255 FAX (561) 272-4381

Site Code : 00090010
 Start Date: 02/26/09
 File I.D. : 11TEBISC
 Page : 2

LIGHT VEHICLES, HEAVY VEHICLES

BISCAYNE BOULEVARD/US 1 From North				I 395 EB From East				BISCAYNE BOULEVARD/US 1 From South				NE 11TH TERRACE From West				Total
UTurn	Left	Thru	Right	UTurn	Left	Thru	Right	UTurn	Left	Thru	Right	UTurn	Left	Thru	Right	
Date 02/26/09																
Peak Hour Analysis By Entire Intersection for the Period: 07:00 to 09:00 on 02/26/09																
Peak start 08:00				08:00				08:00				08:00				
Volume	0	0	1608	0	0	0	0	0	0	555	346	0	242	0	155	
Percent	0%	0%	100%	0%	0%	0%	0%	0%	0%	62%	38%	0%	61%	0%	39%	
Pk total	1608			0				901				397				
Highest	08:15			07:00				08:45				08:45				
Volume	0	0	419	0	0	0	0	0	0	150	95	0	71	0	42	
Hi total	419			0				245				113				
PHF	.96			.0				.92				.88				



NE 11TH TERRACE & BISCAYNE BOULEVARD/
 US 1, MIAMI, FLORIDA
 COUNTED BY: M. GOMEZ & L. PASS
 SIGNALIZED

TRAFFIC SURVEY SPECIALISTS, INC.
 624 GARDENIA TERRACE
 DELRAY BEACH, FLORIDA 33444
 (561) 272-3255 FAX (561) 272-4381

Site Code : 00090010
 Start Date: 02/26/09
 File I.D. : 11TEBISC
 Page : 3

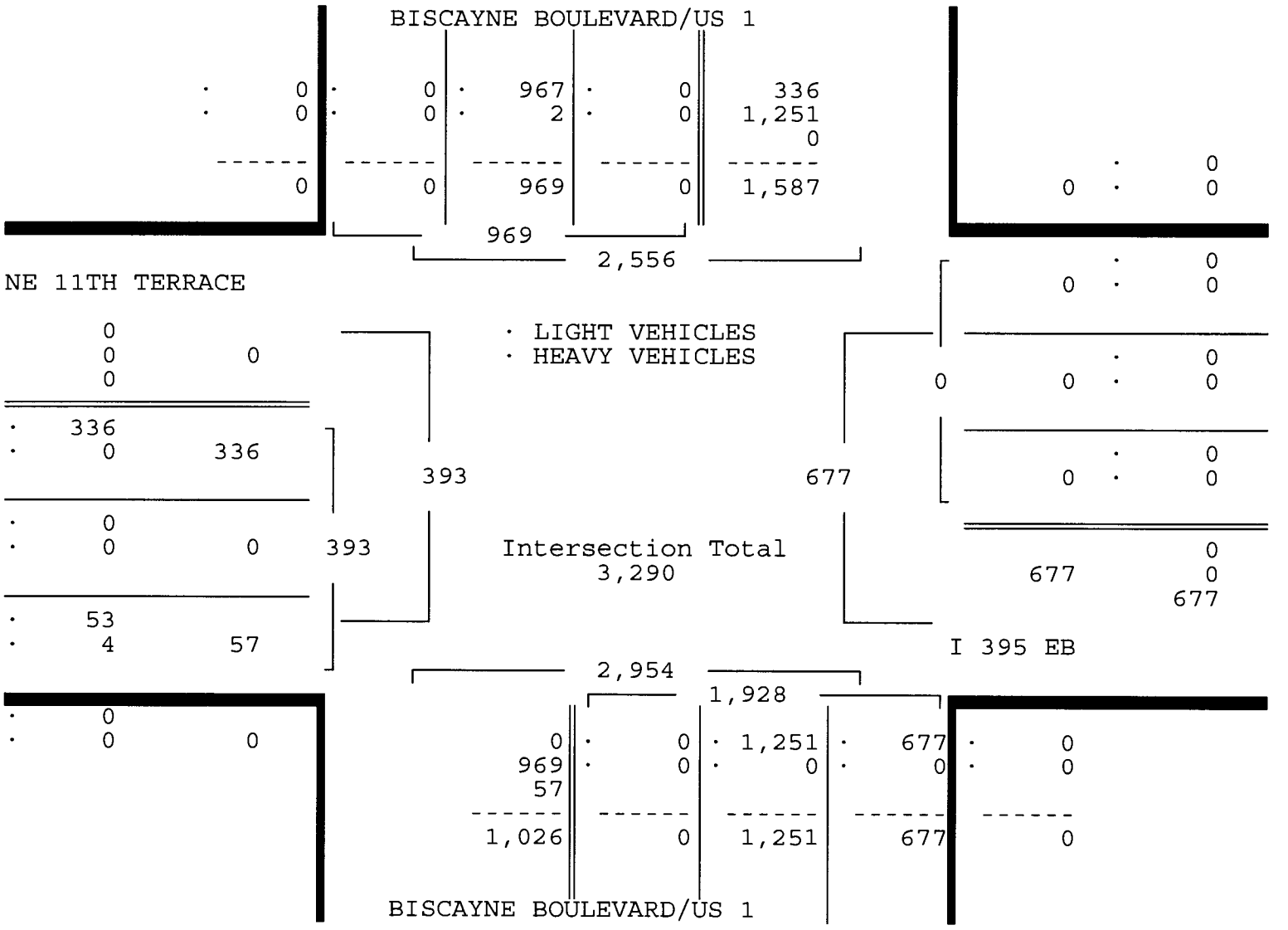
LIGHT VEHICLES, HEAVY VEHICLES

BISCAYNE BOULEVARD/US 1 From North				I 395 EB From East				BISCAYNE BOULEVARD/US 1 From South				NE 11TH TERRACE From West				Total
UTurn	Left	Thru	Right	UTurn	Left	Thru	Right	UTurn	Left	Thru	Right	UTurn	Left	Thru	Right	

Date 02/26/09

Peak Hour Analysis By Entire Intersection for the Period: 16:00 to 18:00 on 02/26/09

Peak start 17:00	17:00								17:00							
Volume	0	0	969	0	0	0	0	0	0	1251	677	0	336	0	57	
Percent	0%	0%	100%	0%	0%	0%	0%	0%	0%	65%	35%	0%	85%	0%	15%	
Pk total	969				0				1928				393			
Highest	17:30				07:00				17:30				17:15			
Volume	0	0	262	0	0	0	0	0	0	351	190	0	90	0	14	
Hi total	262				0				541				104			
PHF	.92				.0				.89				.94			



TRAFFIC SURVEY SPECIALISTS, INC.

NE 11TH TERRACE & BISCAYNE BOULEVARD/
 US 1, MIAMI, FLORIDA
 COUNTED BY: M. GOMEZ & L. PASS
 SIGNALIZED

624 GARDENIA TERRACE
 DELRAY BEACH, FLORIDA 33444
 (561) 272-3255 FAX (561) 272-4381

Site Code : 00090010
 Start Date: 02/26/09
 File I.D. : 11TEBISC
 Page : 1

HEAVY VEHICLES

Date	BISCAYNE BOULEVARD/US 1 From North				I 395 EB From East				BISCAYNE BOULEVARD/US 1 From South				NE 11TH TERRACE From West				Total
	UTurn	Left	Thru	Right	UTurn	Left	Thru	Right	UTurn	Left	Thru	Right	UTurn	Left	Thru	Right	
02/26/09	-----																
07:00	0	0	1	0	0	0	0	0	0	0	0	0	0	1	0	0	2
07:15	0	0	0	0	0	0	0	0	0	0	0	0	0	0	0	2	2
07:30	0	0	0	0	0	0	0	0	0	0	0	0	0	0	0	0	0
07:45	0	0	0	0	0	0	0	0	0	0	2	0	0	0	0	2	4
Hr Total	0	0	1	0	0	0	0	0	0	0	2	0	0	1	0	4	8
08:00	0	0	2	0	0	0	0	0	0	0	0	0	0	0	0	2	4
08:15	0	0	1	0	0	0	0	0	0	0	0	0	0	0	0	0	1
08:30	0	0	0	0	0	0	0	0	0	0	0	0	0	0	0	3	3
08:45	0	0	1	0	0	0	0	0	0	0	0	0	0	0	0	1	2
Hr Total	0	0	4	0	0	0	0	0	0	0	0	0	0	0	0	6	10

* BREAK *																	

16:00	0	0	0	0	0	0	0	0	0	0	0	0	0	0	0	1	1
16:15	0	0	0	0	0	0	0	0	0	0	1	0	0	0	0	2	3
16:30	0	0	0	0	0	0	0	0	0	0	2	0	0	0	0	1	3
16:45	0	0	0	0	0	0	0	0	0	0	0	1	0	0	0	0	1
Hr Total	0	0	0	0	0	0	0	0	0	0	3	1	0	0	0	4	8
17:00	0	0	1	0	0	0	0	0	0	0	0	0	0	0	0	4	5
17:15	0	0	0	0	0	0	0	0	0	0	0	0	0	0	0	0	0
17:30	0	0	1	0	0	0	0	0	0	0	0	0	0	0	0	0	1
17:45	0	0	0	0	0	0	0	0	0	0	0	0	0	0	0	0	0
Hr Total	0	0	2	0	0	0	0	0	0	0	0	0	0	0	0	4	6

TOTAL	0	0	7	0	0	0	0	0	0	0	5	1	0	1	0	18	32

NE 11TH TERRACE & BISCAYNE BOULEVARD/
 US 1, MIAMI, FLORIDA
 COUNTED BY: M. GOMEZ & L. PASS
 SIGNALIZED

TRAFFIC SURVEY SPECIALISTS, INC.
 624 GARDENIA TERRACE
 DELRAY BEACH, FLORIDA 33444
 (561) 272-3255 FAX (561) 272-4381


Site Code : 00090010
 Start Date: 02/26/09
 File I.D. : 11TEBISC
 Page : 1

PEDESTRIANS

Date	BISCAYNE BOULEVARD/US 1 From North				I 395 EB From East				BISCAYNE BOULEVARD/US 1 From South				NE 11TH TERRACE From West				Total
	Left	Thru	RIGHT	PEDS	Left	Thru	RIGHT	PEDS	Left	Thru	RIGHT	PEDS	Left	Thru	RIGHT	PEDS	
02/26/09	-----																
07:00	0	0	0	0	0	0	0	4	0	0	0	1	0	0	0	2	7
07:15	0	0	0	0	0	0	0	3	0	0	0	0	0	0	0	2	5
07:30	0	0	0	0	0	0	0	1	0	0	0	0	0	0	0	1	2
07:45	0	0	0	0	0	0	0	3	0	0	0	0	0	0	0	5	8
Hr Total	0	0	0	0	0	0	0	11	0	0	0	1	0	0	0	10	22
08:00	0	0	0	0	0	0	0	3	0	0	0	0	0	0	0	0	3
08:15	0	0	0	0	0	0	0	5	0	0	0	2	0	0	0	0	7
08:30	0	0	0	0	0	0	0	2	0	0	0	0	0	0	0	1	3
08:45	0	0	0	0	0	0	0	2	0	0	0	1	0	0	0	3	6
Hr Total	0	0	0	0	0	0	0	12	0	0	0	3	0	0	0	4	19
----- * BREAK * -----																	
16:00	0	0	0	0	0	0	0	5	0	0	0	3	0	0	0	0	8
16:15	0	0	0	0	0	0	0	3	0	0	0	1	0	0	0	1	5
16:30	0	0	0	0	0	0	0	7	0	0	0	0	0	0	0	0	7
16:45	0	0	0	0	0	0	0	4	0	0	0	1	0	0	0	2	7
Hr Total	0	0	0	0	0	0	0	19	0	0	0	5	0	0	0	3	27
17:00	0	0	0	0	0	0	0	1	0	0	0	0	0	0	0	3	4
17:15	0	0	0	0	0	0	0	15	0	0	0	0	0	0	0	3	18
17:30	0	0	0	0	0	0	0	4	0	0	0	0	0	0	0	5	9
17:45	0	0	0	0	0	0	0	8	0	0	0	0	0	0	0	1	9
Hr Total	0	0	0	0	0	0	0	28	0	0	0	0	0	0	0	12	40

TOTAL	0	0	0	0	0	0	0	70	0	0	0	9	0	0	0	29	108

↑
North



Miami, Florida
February 25, 2009
drawn by: Luis Palomino
Signalized

NE 11TH STREET & BISCAYNE BOULEVARD/US 1
 MIAMI, FLORIDA
 COUNTED BY: L. PASS & M. GOMEZ
 SIGNALIZED

TRAFFIC SURVEY SPECIALISTS, INC.
 624 GARDENIA TERRACE
 DELRAY BEACH, FLORIDA 33444
 (561) 272-3255 FAX (561) 272-4381

Site Code : 00090010
 Start Date: 02/24/09
 File I.D. : 11STBISC
 Page : 1

LIGHT VEHICLES, HEAVY VEHICLES

Date	BISCAYNE BOULEVARD/US 1 From North				----- From East				BISCAYNE BOULEVARD/US 1 From South				NE 11TH STREET From West				Total
	UTurn	Left	Thru	Right	UTurn	Left	Thru	Right	UTurn	Left	Thru	Right	UTurn	Left	Thru	Right	
02/24/09	-----																
07:00	0	0	193	7	0	0	0	0	0	3	113	0	0	0	0	7	323
07:15	1	0	217	1	0	0	0	0	0	8	159	0	0	1	0	4	391
07:30	2	0	301	2	0	0	0	0	1	8	156	0	0	3	0	3	476
07:45	0	0	332	5	0	0	0	0	0	6	180	0	0	4	0	9	536
Hr Total	3	0	1043	15	0	0	0	0	1	25	608	0	0	8	0	23	1726
08:00	1	0	398	5	0	0	0	0	1	9	194	0	0	5	0	4	617
08:15	0	0	439	10	0	0	0	0	0	10	193	0	0	6	0	11	669
08:30	0	0	385	5	0	0	0	0	2	13	230	0	0	5	0	10	650
08:45	0	0	430	4	0	0	0	0	2	14	242	0	0	4	0	4	700
Hr Total	1	0	1652	24	0	0	0	0	5	46	859	0	0	20	0	29	2636
----- * BREAK * -----																	
16:00	1	0	244	3	0	0	0	0	1	13	422	0	0	5	0	3	692
16:15	0	0	222	5	0	0	0	0	2	19	383	0	0	1	0	3	635
16:30	1	0	288	8	0	0	0	0	3	25	363	0	0	7	0	5	700
16:45	2	0	260	2	0	0	0	0	0	16	489	0	0	18	0	6	793
Hr Total	4	0	1014	18	0	0	0	0	6	73	1657	0	0	31	0	17	2820
17:00	2	0	247	5	0	0	0	0	1	11	434	0	0	13	0	5	718
17:15	1	0	253	2	0	0	0	0	3	12	444	0	0	13	0	5	733
17:30	0	0	298	3	0	0	0	0	1	15	469	0	0	10	0	5	801
17:45	0	0	277	5	0	0	0	0	5	19	535	0	0	23	0	3	867
Hr Total	3	0	1075	15	0	0	0	0	10	57	1882	0	0	59	0	18	3119

TOTAL	11	0	4784	72	0	0	0	0	22	201	5006	0	0	118	0	87	10301

NE 11TH STREET & BISCAYNE BOULEVARD/US 1
 MIAMI, FLORIDA
 COUNTED BY: L. PASS & M. GOMEZ
 SIGNALIZED

TRAFFIC SURVEY SPECIALISTS, INC.
 624 GARDENIA TERRACE
 DELRAY BEACH, FLORIDA 33444
 (561) 272-3255 FAX (561) 272-4381

Site Code : 00090010
 Start Date: 02/24/09
 File I.D. : 11STBISC
 Page : 2

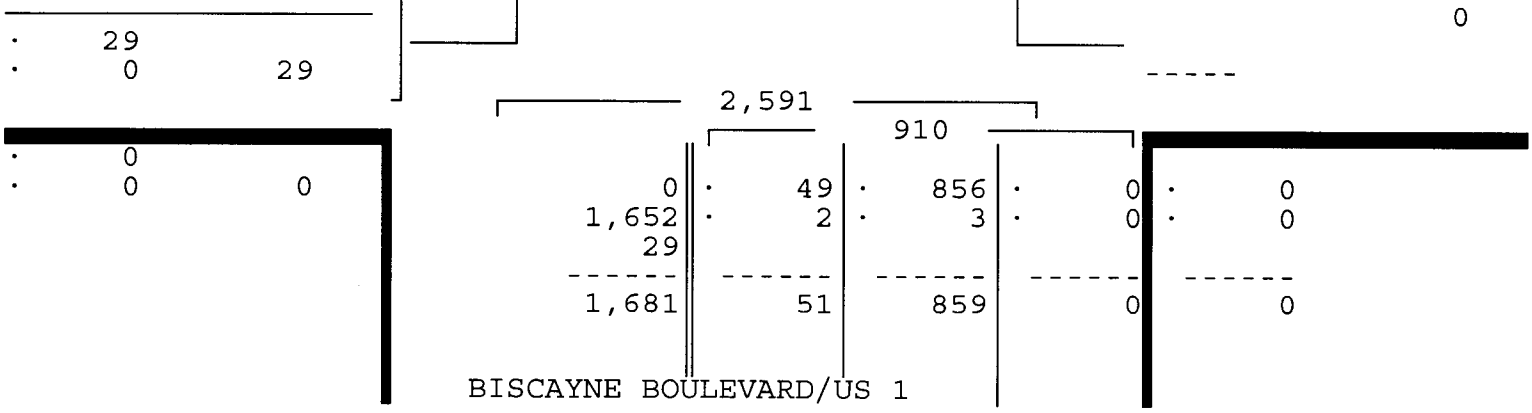
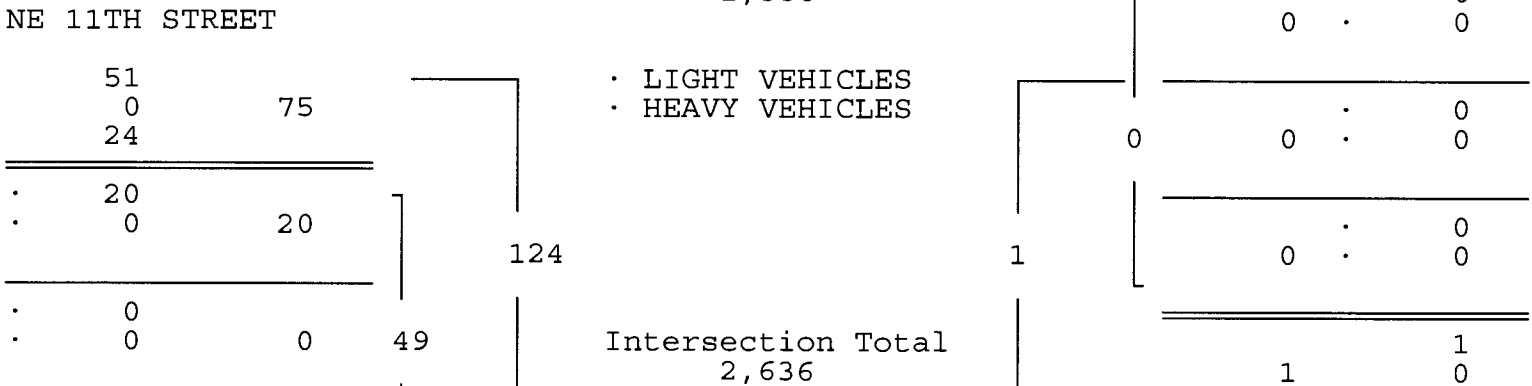
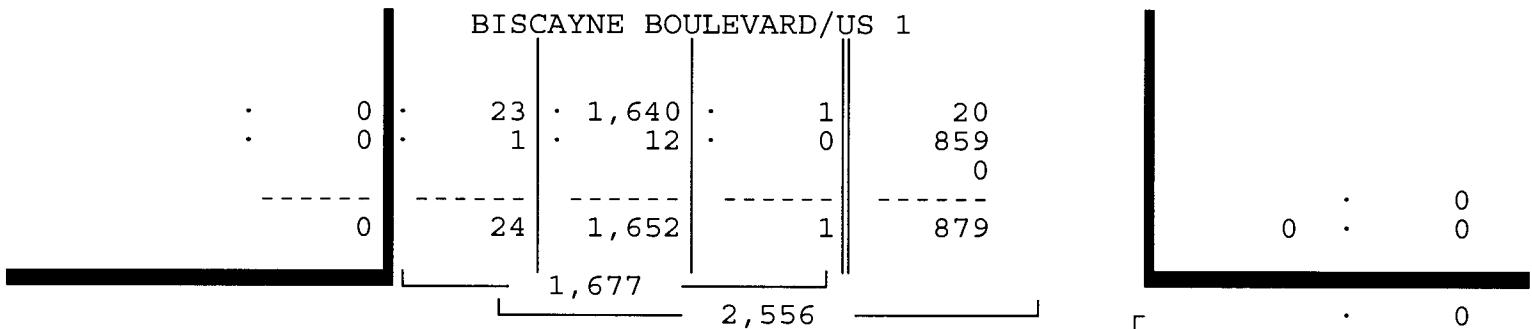
LIGHT VEHICLES, HEAVY VEHICLES

BISCAYNE BOULEVARD/US 1				BISCAYNE BOULEVARD/US 1				NE 11TH STREET				Total			
From North				From East				From South					From West		
UTurn	Left	Thru	Right	UTurn	Left	Thru	Right	UTurn	Left	Thru	Right	UTurn	Left	Thru	Right

Date 02/24/09

Peak Hour Analysis By Entire Intersection for the Period: 07:00 to 09:00 on 02/24/09

Peak start 08:00				08:00				08:00								
Volume	1	0	1652	24	0	0	0	0	5	46	859	0	0	20	0	29
Percent	0%	0%	99%	1%	0%	0%	0%	0%	1%	5%	94%	0%	0%	41%	0%	59%
Pk total	1677				0				910				49			
Highest	08:15				07:00				08:45				08:15			
Volume	0	0	439	10	0	0	0	0	2	14	242	0	0	6	0	11
Hi total	449				0				258				17			
PHF	.93				.0				.88				.72			



NE 11TH STREET & BISCAYNE BOULEVARD/US 1
 MIAMI, FLORIDA
 COUNTED BY: L. PASS & M. GOMEZ
 SIGNALIZED

TRAFFIC SURVEY SPECIALISTS, INC.
 624 GARDENIA TERRACE
 DELRAY BEACH, FLORIDA 33444
 (561) 272-3255 FAX (561) 272-4381

Site Code : 00090010
 Start Date: 02/24/09
 File I.D. : 11STBISC
 Page : 3

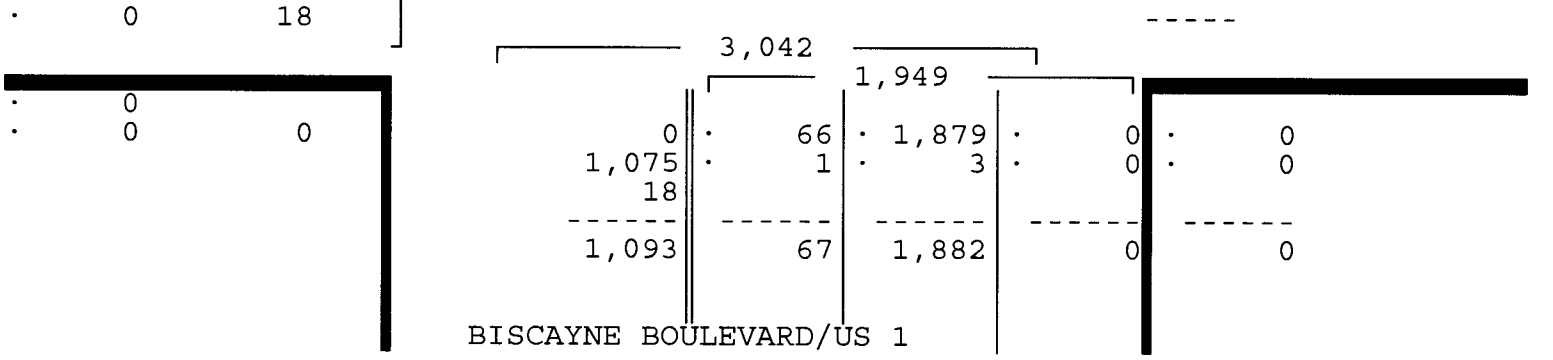
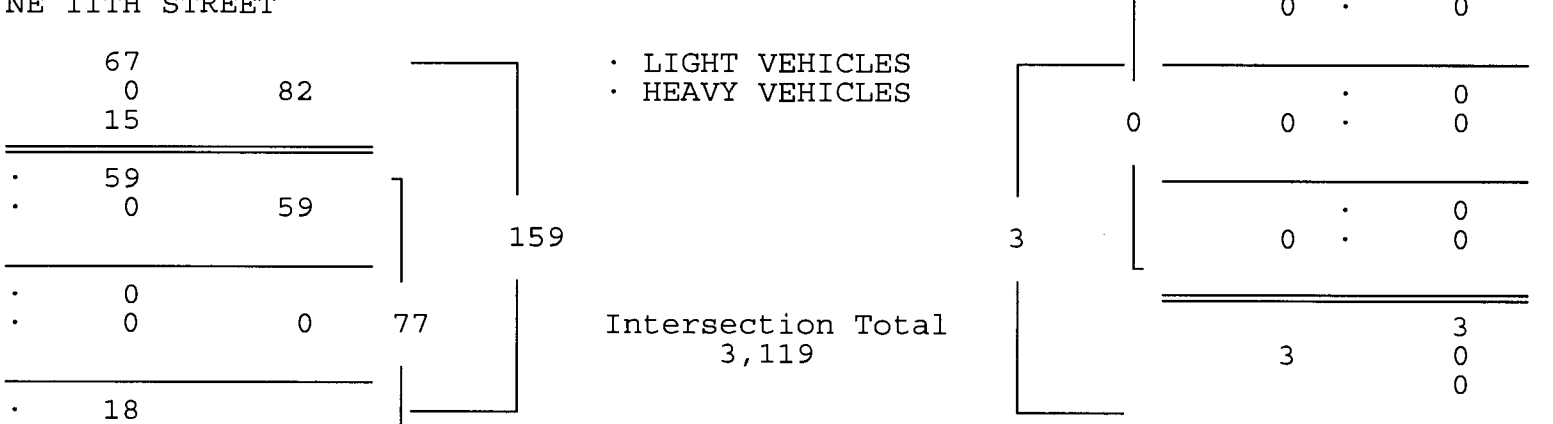
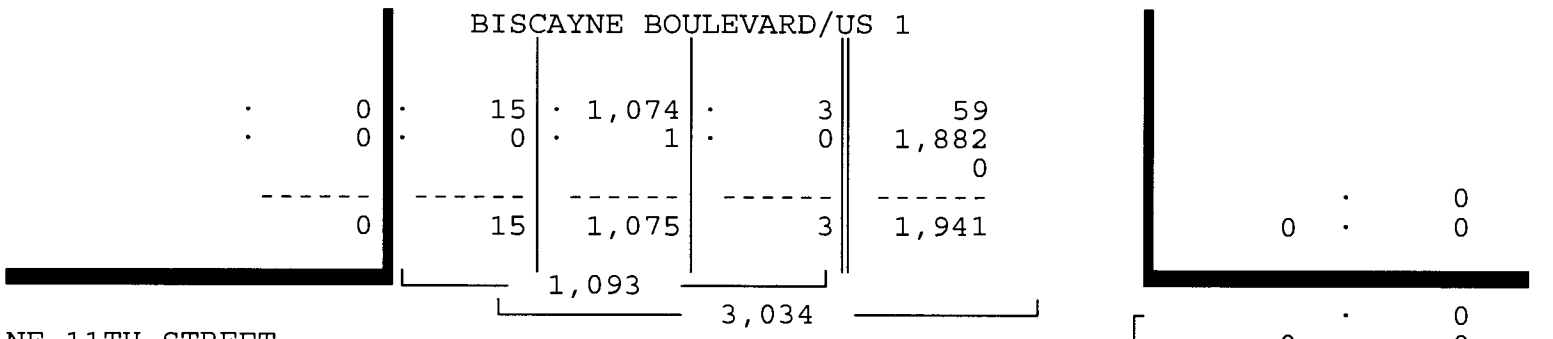
LIGHT VEHICLES, HEAVY VEHICLES

BISCAYNE BOULEVARD/US 1				BISCAYNE BOULEVARD/US 1				BISCAYNE BOULEVARD/US 1				NE 11TH STREET				Total
From North				From East				From South				From West				
UTurn	Left	Thru	Right	UTurn	Left	Thru	Right	UTurn	Left	Thru	Right	UTurn	Left	Thru	Right	

Date 02/24/09

Peak Hour Analysis By Entire Intersection for the Period: 16:00 to 18:00 on 02/24/09

Peak start 17:00				17:00				17:00				17:00				
Volume	3	0	1075	15	0	0	0	0	10	57	1882	0	0	59	0	18
Percent	0%	0%	98%	1%	0%	0%	0%	0%	1%	3%	97%	0%	0%	77%	0%	23%
Pk total	1093			0				1949				77				
Highest	17:30			07:00				17:45				17:45				
Volume	0	0	298	3	0	0	0	0	5	19	535	0	0	23	0	3
Hi total	301			0				559				26				
PHF	.91			.0				.87				.74				



NE 11TH STREET & BISCAYNE BOULEVARD/US 1
 MIAMI, FLORIDA
 COUNTED BY: L. PASS & M. GOMEZ
 SIGNALIZED

TRAFFIC SURVEY SPECIALISTS, INC.
 624 GARDENIA TERRACE
 DELRAY BEACH, FLORIDA 33444
 (561) 272-3255 FAX (561) 272-4381

Site Code : 00090010
 Start Date: 02/24/09
 File I.D. : 11STBISC
 Page : 1

HEAVY VEHICLES

Date	BISCAYNE BOULEVARD/US 1 From North				----- From East				BISCAYNE BOULEVARD/US 1 From South				NE 11TH STREET From West				Total
	UTurn	Left	Thru	Right	UTurn	Left	Thru	Right	UTurn	Left	Thru	Right	UTurn	Left	Thru	Right	
02/24/09	-----																
07:00	0	0	3	0	0	0	0	0	0	0	0	0	0	0	0	0	3
07:15	0	0	2	0	0	0	0	0	0	0	0	0	0	0	0	0	2
07:30	0	0	1	0	0	0	0	0	0	0	0	0	0	0	0	0	1
07:45	0	0	5	0	0	0	0	0	0	0	1	0	0	0	0	0	6
Hr Total	0	0	11	0	0	0	0	0	0	0	1	0	0	0	0	0	12
08:00	0	0	6	0	0	0	0	0	0	0	0	0	0	0	0	0	6
08:15	0	0	1	1	0	0	0	0	0	2	1	0	0	0	0	0	5
08:30	0	0	2	0	0	0	0	0	0	0	2	0	0	0	0	0	4
08:45	0	0	3	0	0	0	0	0	0	0	0	0	0	0	0	0	3
Hr Total	0	0	12	1	0	0	0	0	0	2	3	0	0	0	0	0	18
----- * BREAK * -----																	
16:00	0	0	2	0	0	0	0	0	0	1	1	0	0	0	0	0	4
16:15	0	0	2	0	0	0	0	0	0	0	0	0	0	0	0	0	2
16:30	0	0	1	0	0	0	0	0	0	0	0	0	0	0	0	0	1
16:45	0	0	0	0	0	0	0	0	0	0	0	0	0	0	0	0	0
Hr Total	0	0	5	0	0	0	0	0	0	1	1	0	0	0	0	0	7
17:00	0	0	1	0	0	0	0	0	0	0	0	0	0	0	0	0	1
17:15	0	0	0	0	0	0	0	0	0	0	3	0	0	0	0	0	3
17:30	0	0	0	0	0	0	0	0	0	0	0	0	0	0	0	0	0
17:45	0	0	0	0	0	0	0	0	0	1	0	0	0	0	0	0	1
Hr Total	0	0	1	0	0	0	0	0	0	1	3	0	0	0	0	0	5

TOTAL	0	0	29	1	0	0	0	0	0	4	8	0	0	0	0	0	42

NE 11TH STREET & BISCAYNE BOULEVARD/US 1
 MIAMI, FLORIDA
 COUNTED BY: L. PASS & M. GOMEZ
 SIGNALIZED

TRAFFIC SURVEY SPECIALISTS, INC.
 624 GARDENIA TERRACE
 DELRAY BEACH, FLORIDA 33444
 (561) 272-3255 FAX (561) 272-4381

Site Code : 00090010
 Start Date: 02/24/09
 File I.D. : 11STBISC
 Page : 1

PEDESTRIANS

Date	BISCAYNE BOULEVARD/US 1 From North				----- From East				BISCAYNE BOULEVARD/US 1 From South				NE 11TH STREET From West				Total
	Left	Thru	RIGHT	PEDS	Left	Thru	RIGHT	PEDS	Left	Thru	RIGHT	PEDS	Left	Thru	RIGHT	PEDS	
02/24/09	-----																
07:00	0	0	0	0	0	0	0	0	0	0	0	0	0	0	0	3	3
07:15	0	0	0	3	0	0	0	0	0	0	0	3	0	0	0	2	8
07:30	0	0	0	1	0	0	0	0	0	0	0	1	0	0	0	4	6
07:45	0	0	0	0	0	0	0	0	0	0	0	2	0	0	0	3	5
Hr Total	0	0	0	4	0	0	0	0	0	0	0	6	0	0	0	12	22
08:00	0	0	0	1	0	0	0	0	0	0	0	0	0	0	0	2	3
08:15	0	0	0	0	0	0	0	0	0	0	0	0	0	0	0	3	3
08:30	0	0	0	0	0	0	0	0	0	0	0	1	0	0	0	5	6
08:45	0	0	0	0	0	0	0	0	0	0	0	3	0	0	0	1	4
Hr Total	0	0	0	1	0	0	0	0	0	0	0	4	0	0	0	11	16
----- * BREAK * -----																	
16:00	0	0	0	2	0	0	0	0	0	0	0	0	0	0	0	4	6
16:15	0	0	0	0	0	0	0	0	0	0	0	2	0	0	0	1	3
16:30	0	0	0	0	0	0	0	0	0	0	0	2	0	0	0	4	6
16:45	0	0	0	0	0	0	0	0	0	0	0	1	0	0	0	3	4
Hr Total	0	0	0	2	0	0	0	0	0	0	0	5	0	0	0	12	19
17:00	0	0	0	4	0	0	0	0	0	0	0	1	0	0	0	3	8
17:15	0	0	0	0	0	0	0	0	0	0	0	0	0	0	0	4	4
17:30	0	0	0	1	0	0	0	0	0	0	0	1	0	0	0	2	4
17:45	0	0	0	10	0	0	0	0	0	0	0	0	0	0	0	1	11
Hr Total	0	0	0	15	0	0	0	0	0	0	0	2	0	0	0	10	27

TOTAL	0	0	0	22	0	0	0	0	0	0	0	17	0	0	0	45	84

↑
North



Miami, Florida
February 25, 2009
drawn by: Luis Palomino
Signalized

NE 10TH STREET & BISCAYNE BOULEVARD/US 1
 MIAMI, FLORIDA
 COUNTED BY: I. GONZALEZ & M. ESPINOSA
 SIGNALIZED

TRAFFIC SURVEY SPECIALISTS, INC.
 624 GARDENIA TERRACE
 DELRAY BEACH, FLORIDA 33444
 (561) 272-3255 FAX (561) 272-4381

Site Code : 00090010
 Start Date: 02/24/09
 File I.D. : 10STBISC
 Page : 1

LIGHT VEHICLES, HEAVY VEHICLES

Date	BISCAYNE BOULEVARD/US 1 From North				From East				BISCAYNE BOULEVARD/US 1 From South				NE 10TH STREET From West				Total
	UTurn	Left	Thru	Right	UTurn	Left	Thru	Right	UTurn	Left	Thru	Right	UTurn	Left	Thru	Right	
02/24/09	-----																
07:00	3	0	188	2	0	0	0	0	0	2	103	0	0	13	0	4	315
07:15	3	0	213	4	0	0	0	0	0	3	153	0	0	14	0	9	399
07:30	4	0	281	5	0	0	0	0	2	6	153	0	0	12	0	11	474
07:45	3	0	325	7	0	0	0	0	0	8	176	0	0	12	0	18	549
Hr Total	13	0	1007	18	0	0	0	0	2	19	585	0	0	51	0	42	1737
08:00	3	0	389	5	0	0	0	0	0	5	184	0	0	16	0	21	623
08:15	3	0	421	7	0	0	0	0	0	8	195	0	0	21	0	22	677
08:30	6	0	394	7	0	0	0	0	0	9	213	0	0	15	0	20	664
08:45	5	0	407	6	0	0	0	0	0	5	232	0	0	26	0	10	691
Hr Total	17	0	1611	25	0	0	0	0	0	27	824	0	0	78	0	73	2655
----- * BREAK * -----																	
16:00	8	0	231	3	0	0	0	0	2	11	408	0	0	21	0	3	687
16:15	9	0	207	2	0	0	0	0	2	15	364	0	0	23	0	8	630
16:30	8	0	271	6	0	0	0	0	1	14	355	0	0	27	0	3	685
16:45	11	0	254	6	0	0	0	0	0	15	494	0	0	23	0	14	817
Hr Total	36	0	963	17	0	0	0	0	5	55	1621	0	0	94	0	28	2819
17:00	10	0	241	5	0	0	0	0	2	12	413	0	0	29	0	15	727
17:15	10	0	228	5	0	0	0	0	0	17	437	0	0	27	0	12	736
17:30	16	0	280	6	0	0	0	0	1	22	449	0	0	33	0	17	824
17:45	12	0	244	12	0	0	0	0	3	11	495	0	0	31	0	23	831
Hr Total	48	0	993	28	0	0	0	0	6	62	1794	0	0	120	0	67	3118

TOTAL	114	0	4574	88	0	0	0	0	13	163	4824	0	0	343	0	210	10329

NE 10TH STREET & BISCAYNE BOULEVARD/US 1
 MIAMI, FLORIDA
 COUNTED BY: I. GONZALEZ & M. ESPINOSA
 SIGNALIZED

TRAFFIC SURVEY SPECIALISTS, INC.
 624 GARDENIA TERRACE
 DELRAY BEACH, FLORIDA 33444
 (561) 272-3255 FAX (561) 272-4381

Site Code : 00090010
 Start Date: 02/24/09
 File I.D. : 10STBISC
 Page : 2

LIGHT VEHICLES, HEAVY VEHICLES

BISCAYNE BOULEVARD/US 1				BISCAYNE BOULEVARD/US 1				NE 10TH STREET				Total			
From North				From East				From South					From West		
UTurn	Left	Thru	Right	UTurn	Left	Thru	Right	UTurn	Left	Thru	Right	UTurn	Left	Thru	Right

Date 02/24/09

Peak Hour Analysis By Entire Intersection for the Period: 07:00 to 09:00 on 02/24/09

Peak start 08:00	08:00				08:00				08:00						
Volume	17	0	1611	25	0	0	0	0	27	824	0	0	78	0	73
Percent	1%	0%	97%	2%	0%	0%	0%	0%	3%	97%	0%	0%	52%	0%	48%
Pk total	1653				0				851						
Highest	08:15				07:00				08:45						
Volume	3	0	421	7	0	0	0	0	5	232	0	0	21	0	22
Hi total	431				0				237						
PHF	.96				.0				.90						

BISCAYNE BOULEVARD/US 1					
0	25	1,599	17	78	
0	0	12	0	824	
0	25	1,611	17	902	
1,653			2,555		

NE 10TH STREET		Intersection Total	
27	52	203	17
0			
25			
78	78		
0			
0	0	151	
72	73		
1			

BISCAYNE BOULEVARD/US 1					
0	27	820	0	0	
0	0	4	0	0	
1,611	73				
1,684	27	824	0	0	

NE 10TH STREET & BISCAYNE BOULEVARD/US 1
 MIAMI, FLORIDA
 COUNTED BY: I. GONZALEZ & M. ESPINOSA
 SIGNALIZED

TRAFFIC SURVEY SPECIALISTS, INC.
 624 GARDENIA TERRACE
 DELRAY BEACH, FLORIDA 33444
 (561) 272-3255 FAX (561) 272-4381

Site Code : 00090010
 Start Date: 02/24/09
 File I.D. : 10STBISC
 Page : 3

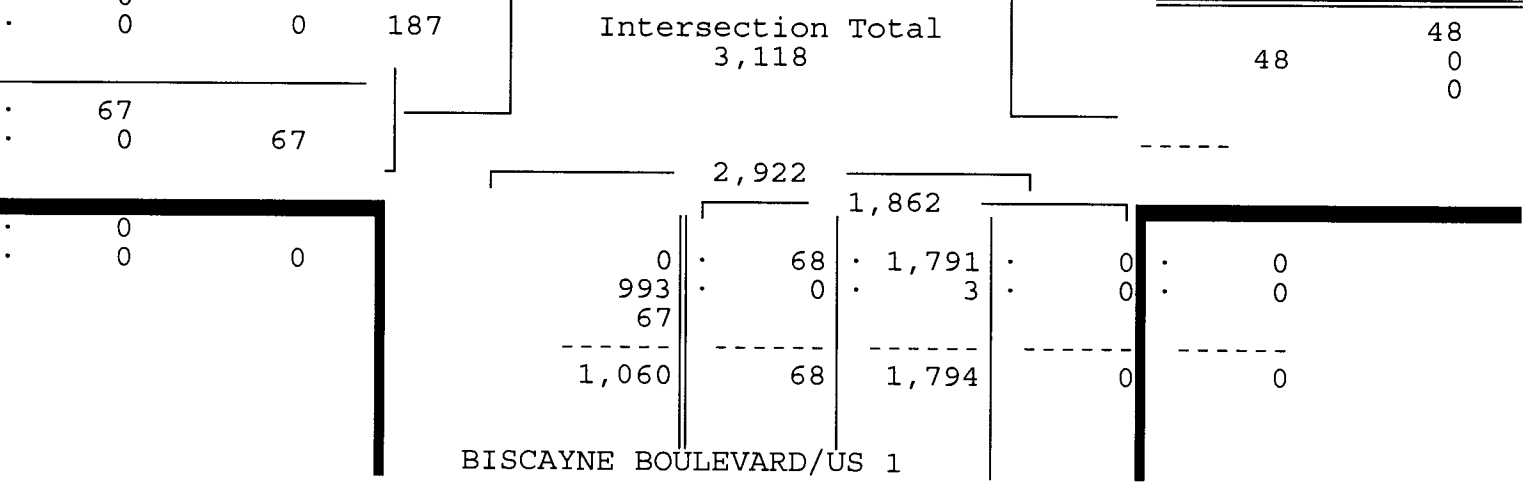
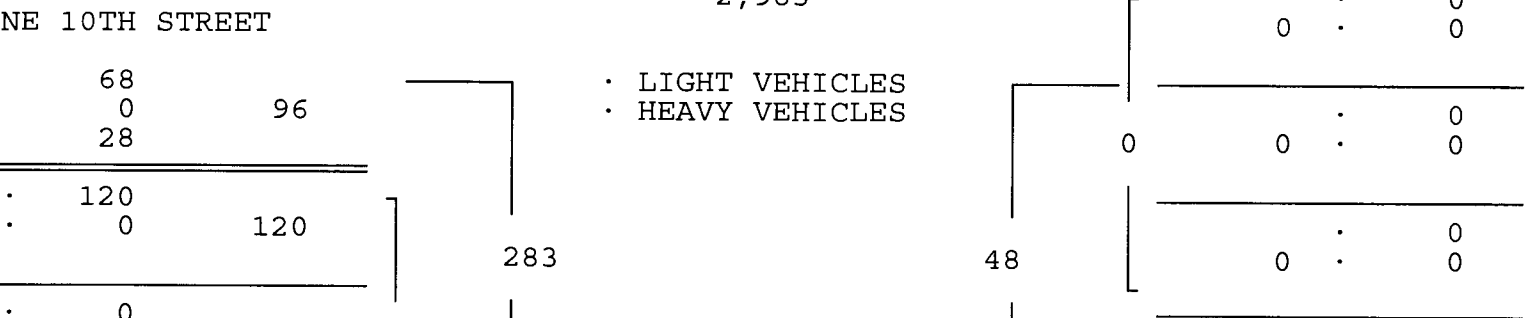
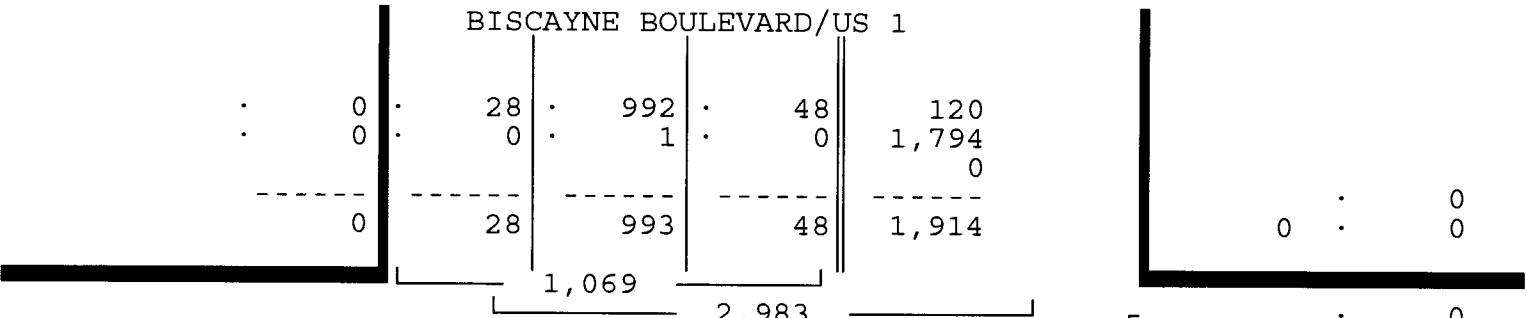
LIGHT VEHICLES, HEAVY VEHICLES

BISCAYNE BOULEVARD/US 1					BISCAYNE BOULEVARD/US 1					NE 10TH STREET					Total				
From North					From East					From South						From West			
UTurn	Left	Thru	Right		UTurn	Left	Thru	Right		UTurn	Left	Thru	Right		UTurn	Left	Thru	Right	

Date 02/24/09

Peak Hour Analysis By Entire Intersection for the Period: 16:00 to 18:00 on 02/24/09

Peak start	17:00					17:00					17:00									
Volume	48	0	993	28		0	0	0	0		6	62	1794	0		0	120	0	67	
Percent	4%	0%	93%	3%		0%	0%	0%	0%		0%	3%	96%	0%		0%	64%	0%	36%	
Pk total	1069					0					1862									
Highest	17:30					07:00					17:45									
Volume	16	0	280	6		0	0	0	0		3	11	495	0		0	31	0	23	
Hi total	302					0					509									
PHF	.88					.0					.91									



NE 10TH STREET & BISCAYNE BOULEVARD/US 1
 MIAMI, FLORIDA
 COUNTED BY: I. GONZALEZ & M. ESPINOSA
 SIGNALIZED

TRAFFIC SURVEY SPECIALISTS, INC.
 624 GARDENIA TERRACE
 DELRAY BEACH, FLORIDA 33444
 (561) 272-3255 FAX (561) 272-4381

Site Code : 00090010
 Start Date: 02/24/09
 File I.D. : 10STBISC
 Page : 1

HEAVY VEHICLES

Date	BISCAYNE BOULEVARD/US 1 From North				From East				BISCAYNE BOULEVARD/US 1 From South				NE 10TH STREET From West				Total
	UTurn	Left	Thru	Right	UTurn	Left	Thru	Right	UTurn	Left	Thru	Right	UTurn	Left	Thru	Right	
02/24/09	-----																
07:00	0	0	5	0	0	0	0	0	0	0	0	0	0	0	0	0	5
07:15	0	0	3	0	0	0	0	0	0	0	0	0	0	0	0	0	3
07:30	0	0	1	0	0	0	0	0	0	0	0	0	0	0	0	0	1
07:45	0	0	5	1	0	0	0	0	0	0	2	0	0	0	0	0	8
Hr Total	0	0	14	1	0	0	0	0	0	0	2	0	0	0	0	0	17
08:00	0	0	6	0	0	0	0	0	0	0	0	0	0	0	0	0	6
08:15	0	0	0	0	0	0	0	0	0	0	3	0	0	0	0	0	3
08:30	0	0	2	0	0	0	0	0	0	0	1	0	0	0	0	1	4
08:45	0	0	4	0	0	0	0	0	0	0	0	0	0	0	0	0	4
Hr Total	0	0	12	0	0	0	0	0	0	0	4	0	0	0	0	1	17
----- * BREAK * -----																	
16:00	0	0	3	0	0	0	0	0	0	0	2	0	0	0	0	0	5
16:15	0	0	2	0	0	0	0	0	0	0	0	0	0	0	0	0	2
16:30	0	0	1	0	0	0	0	0	0	0	0	0	0	0	0	0	1
16:45	0	0	0	0	0	0	0	0	0	0	0	0	0	0	0	0	0
Hr Total	0	0	6	0	0	0	0	0	0	0	2	0	0	0	0	0	8
17:00	0	0	1	0	0	0	0	0	0	0	0	0	0	0	0	0	1
17:15	0	0	0	0	0	0	0	0	0	0	2	0	0	0	0	0	2
17:30	0	0	0	0	0	0	0	0	0	0	0	0	0	0	0	0	0
17:45	0	0	0	0	0	0	0	0	0	0	1	0	0	0	0	0	1
Hr Total	0	0	1	0	0	0	0	0	0	0	3	0	0	0	0	0	4

TOTAL	0	0	33	1	0	0	0	0	0	0	11	0	0	0	0	1	46

NE 10TH STREET & BISCAYNE BOULEVARD/US 1
 MIAMI, FLORIDA
 COUNTED BY: I. GONZALEZ & M. ESPINOSA
 SIGNALIZED

TRAFFIC SURVEY SPECIALISTS, INC.
 624 GARDENIA TERRACE
 DELRAY BEACH, FLORIDA 33444
 (561) 272-3255 FAX (561) 272-4381

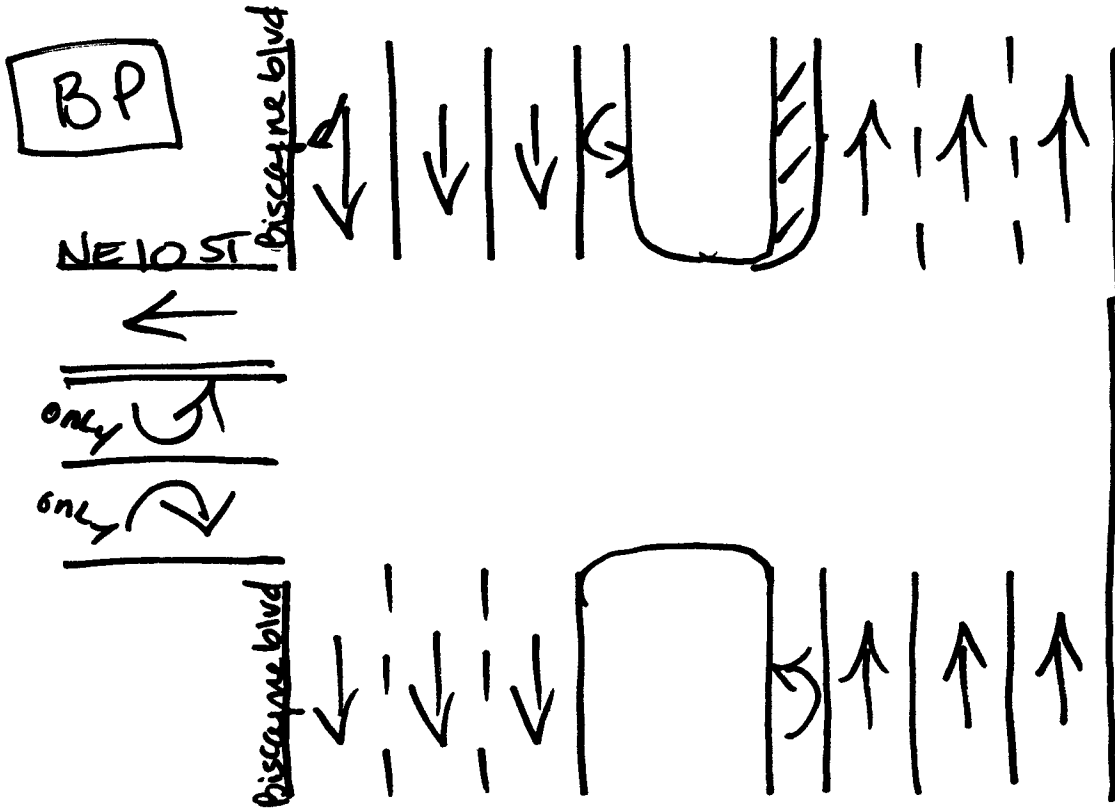
Site Code : 00090010
 Start Date: 02/24/09
 File I.D. : 10STBISC
 Page : 1

PEDESTRIANS

Date	BISCAYNE BOULEVARD/US 1 From North				From East				BISCAYNE BOULEVARD/US 1 From South				NE 10TH STREET From West				Total
	Left	Thru	RIGHT	PEDS	Left	Thru	RIGHT	PEDS	Left	Thru	RIGHT	PEDS	Left	Thru	RIGHT	PEDS	
02/24/09	-----																
07:00	0	0	0	1	0	0	0	3	0	0	0	1	0	0	0	2	7
07:15	0	0	0	4	0	0	0	1	0	0	0	0	0	0	0	0	5
07:30	0	0	0	2	0	0	0	3	0	0	0	0	0	0	0	1	6
07:45	0	0	0	4	0	0	0	3	0	0	0	0	0	0	0	5	12
Hr Total	0	0	0	11	0	0	0	10	0	0	0	1	0	0	0	8	30
08:00	0	0	0	2	0	0	0	5	0	0	0	0	0	0	0	3	10
08:15	0	0	0	1	0	0	0	1	0	0	0	0	0	0	0	2	4
08:30	0	0	0	1	0	0	0	0	0	0	0	0	0	0	0	4	5
08:45	0	0	0	3	0	0	0	1	0	0	0	0	0	0	0	4	8
Hr Total	0	0	0	7	0	0	0	7	0	0	0	0	0	0	0	13	27
----- * BREAK * -----																	
16:00	0	0	0	0	0	0	0	1	0	0	0	0	0	0	0	2	3
16:15	0	0	0	3	0	0	0	10	0	0	0	0	0	0	0	3	16
16:30	0	0	0	3	0	0	0	3	0	0	0	1	0	0	0	4	11
16:45	0	0	0	2	0	0	0	9	0	0	0	1	0	0	0	10	22
Hr Total	0	0	0	8	0	0	0	23	0	0	0	2	0	0	0	19	52
17:00	0	0	0	1	0	0	0	5	0	0	0	0	0	0	0	7	13
17:15	0	0	0	2	0	0	0	14	0	0	0	0	0	0	0	1	17
17:30	0	0	0	2	0	0	0	7	0	0	0	0	0	0	0	5	14
17:45	0	0	0	3	0	0	0	7	0	0	0	4	0	0	0	10	24
Hr Total	0	0	0	8	0	0	0	33	0	0	0	4	0	0	0	23	68

TOTAL	0	0	0	34	0	0	0	73	0	0	0	7	0	0	0	63	177

↑
North



Miami, Florida
February 25, 2009
drawn by: Luis Palomino
Signalized

NE 9TH STREET & BISCAYNE BOULEVARD/US 1
 MIAMI, FLORIDA
 COUNTED BY: Y. MARQUEZ & M. MALONE
 SIGNALIZED

TRAFFIC SURVEY SPECIALISTS, INC.
 624 GARDENIA TERRACE
 DELRAY BEACH, FLORIDA 33444
 (561) 272-3255 FAX (561) 272-4381

Site Code : 00090010
 Start Date: 02/24/09
 File I.D. : 9ST_BISC
 Page : 1

LIGHT VEHICLES, HEAVY VEHICLES

Date	BISCAYNE BOULEVARD/US 1 From North				DRIVEWAY From East				BISCAYNE BOULEVARD/US 1 From South				NE 9TH STREET From West				Total
	UTurn	Left	Thru	Right	UTurn	Left	Thru	Right	UTurn	Left	Thru	Right	UTurn	Left	Thru	Right	
02/24/09	-----																
07:00	0	0	193	3	0	0	0	0	0	2	96	0	0	4	0	2	300
07:15	0	0	227	1	0	0	0	0	0	3	157	0	0	3	0	0	391
07:30	0	0	308	3	0	0	0	0	0	1	149	0	0	8	0	3	472
07:45	0	0	342	7	0	0	0	0	2	6	182	0	0	4	0	4	547
Hr Total	0	0	1070	14	0	0	0	0	2	12	584	0	0	19	0	9	1710
08:00	1	0	411	12	0	0	0	0	0	0	184	0	0	7	0	1	616
08:15	0	0	462	6	0	0	0	0	2	5	195	0	0	6	0	3	679
08:30	2	0	392	5	0	0	0	0	2	2	215	0	0	9	0	2	629
08:45	0	0	430	10	0	0	0	0	0	0	231	0	0	3	0	4	678
Hr Total	3	0	1695	33	0	0	0	0	4	7	825	0	0	25	0	10	2602
----- * BREAK * -----																	
16:00	0	0	240	6	0	0	0	0	2	4	407	0	0	2	0	2	663
16:15	1	0	219	5	0	0	0	0	0	8	387	0	0	4	0	2	626
16:30	0	0	272	10	0	0	0	0	7	5	381	0	1	11	0	4	691
16:45	0	0	257	11	0	0	0	0	2	5	486	0	0	3	0	7	771
Hr Total	1	0	988	32	0	0	0	0	11	22	1661	0	1	20	0	15	2751
17:00	3	0	243	8	0	0	0	0	4	4	423	0	0	10	1	7	703
17:15	2	0	253	9	0	0	0	0	3	5	450	0	0	10	0	2	734
17:30	0	0	317	11	0	0	0	0	3	6	463	0	0	5	1	3	809
17:45	0	0	283	16	0	0	0	0	5	4	523	0	0	6	0	6	843
Hr Total	5	0	1096	44	0	0	0	0	15	19	1859	0	0	31	2	18	3089

TOTAL	9	0	4849	123	0	0	0	0	32	60	4929	0	1	95	2	52	10152

NE 9TH STREET & BISCAYNE BOULEVARD/US 1
 MIAMI, FLORIDA
 COUNTED BY: Y. MARQUEZ & M. MALONE
 SIGNALIZED

TRAFFIC SURVEY SPECIALISTS, INC.
 624 GARDENIA TERRACE
 DELRAY BEACH, FLORIDA 33444
 (561) 272-3255 FAX (561) 272-4381

Site Code : 00090010
 Start Date: 02/24/09
 File I.D. : 9ST_BISC
 Page : 2

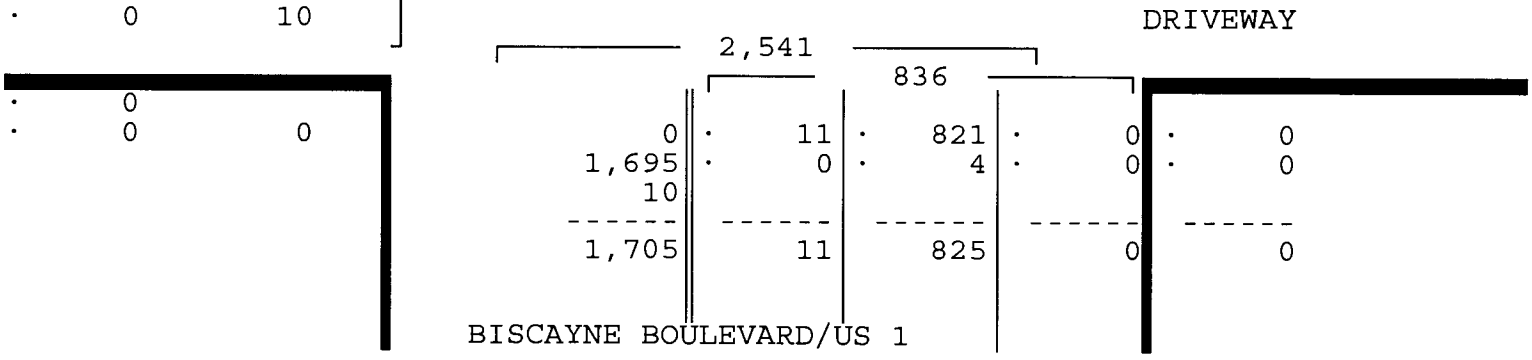
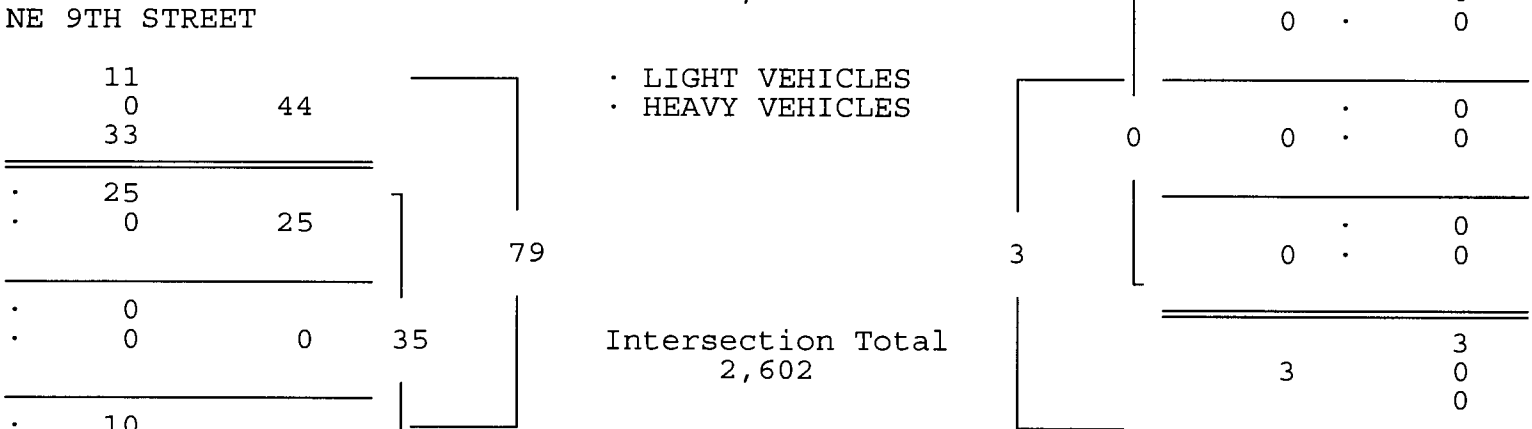
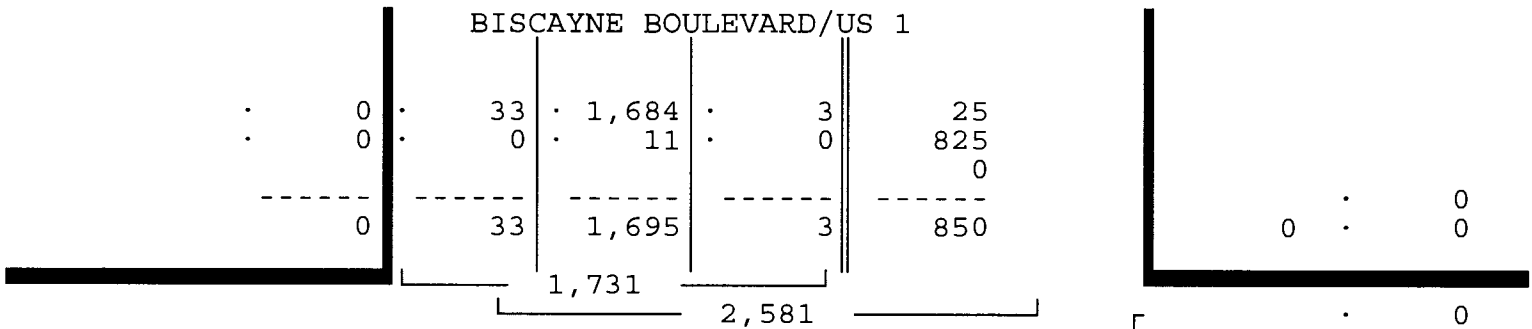
LIGHT VEHICLES, HEAVY VEHICLES

BISCAYNE BOULEVARD/US 1				DRIVEWAY				BISCAYNE BOULEVARD/US 1				NE 9TH STREET				Total
From North				From East				From South				From West				
UTurn	Left	Thru	Right	UTurn	Left	Thru	Right	UTurn	Left	Thru	Right	UTurn	Left	Thru	Right	

Date 02/24/09

Peak Hour Analysis By Entire Intersection for the Period: 07:00 to 09:00 on 02/24/09

Peak start 08:00				08:00				08:00								
Volume	3	0	1695	33	0	0	0	0	4	7	825	0	0	25	0	10
Percent	0%	0%	98%	2%	0%	0%	0%	0%	0%	1%	99%	0%	0%	71%	0%	29%
Pk total	1731			0			836			35						
Highest	08:15			07:00			08:45			08:30						
Volume	0	0	462	6	0	0	0	0	0	0	231	0	0	9	0	2
Hi total	468			0			231			11						
PHF	.92			.0			.90			.80						



NE 9TH STREET & BISCAYNE BOULEVARD/US 1
 MIAMI, FLORIDA
 COUNTED BY: Y. MARQUEZ & M. MALONE
 SIGNALIZED

TRAFFIC SURVEY SPECIALISTS, INC.
 624 GARDENIA TERRACE
 DELRAY BEACH, FLORIDA 33444
 (561) 272-3255 FAX (561) 272-4381

Site Code : 00090010
 Start Date: 02/24/09
 File I.D. : 9ST_BISC
 Page : 3

LIGHT VEHICLES, HEAVY VEHICLES

BISCAYNE BOULEVARD/US 1 From North				DRIVEWAY From East				BISCAYNE BOULEVARD/US 1 From South				NE 9TH STREET From West				Total
UTurn	Left	Thru	Right	UTurn	Left	Thru	Right	UTurn	Left	Thru	Right	UTurn	Left	Thru	Right	

Date 02/24/09

Peak Hour Analysis By Entire Intersection for the Period: 16:00 to 18:00 on 02/24/09

Peak start 17:00				17:00				17:00				17:00				
Volume	5	0	1096	44	0	0	0	0	15	19	1859	0	0	31	2	18
Percent	0%	0%	96%	4%	0%	0%	0%	1%	1%	98%	0%	0%	61%	4%	35%	
Pk total	1145			0			1893			51						
Highest	17:30			07:00			17:45			17:00						
Volume	0	0	317	11	0	0	0	0	5	4	523	0	0	10	1	7
Hi total	328			0			532			18						
PHF	.87			.0			.89			.71						

BISCAYNE BOULEVARD/US 1																
				0	44	1,095	5	31								
				0	0	1	0	1,859								
				0	44	1,096	5	1,890								
				1,145				3,035								

NE 9TH STREET																			
				34 0 44 ----- 31 0 ----- 2 0 ----- 18 0 ----- 0 0 ----- 0				78 ----- 31 ----- 2 ----- 18 ----- 0				129 ----- 51 ----- 7				7 ----- 5 2 ----- 0			
Intersection Total 3,089																			

DRIVEWAY																			
				0 1,096 18 ----- 1,114				34 0 ----- 34				1,893 4 ----- 1,859				0 0 ----- 0			
BISCAYNE BOULEVARD/US 1																			

NE 9TH STREET & BISCAYNE BOULEVARD/US 1
 MIAMI, FLORIDA
 COUNTED BY: Y. MARQUEZ & M. MALONE
 SIGNALIZED

TRAFFIC SURVEY SPECIALISTS, INC.
 624 GARDENIA TERRACE
 DELRAY BEACH, FLORIDA 33444
 (561) 272-3255 FAX (561) 272-4381

Site Code : 00090010
 Start Date: 02/24/09
 File I.D. : 9ST_BISC
 Page : 1

HEAVY VEHICLES

Date	BISCAYNE BOULEVARD/US 1 From North				DRIVEWAY From East				BISCAYNE BOULEVARD/US 1 From South				NE 9TH STREET From West				Total
	UTurn	Left	Thru	Right	UTurn	Left	Thru	Right	UTurn	Left	Thru	Right	UTurn	Left	Thru	Right	
02/24/09																	
07:00	0	0	5	0	0	0	0	0	0	0	0	0	0	0	0	0	5
07:15	0	0	3	0	0	0	0	0	0	0	0	0	0	0	0	0	3
07:30	0	0	1	0	0	0	0	0	0	0	0	0	0	0	0	1	2
07:45	0	0	4	0	0	0	0	0	0	0	2	0	0	0	0	0	6
Hr Total	0	0	13	0	0	0	0	0	0	0	2	0	0	0	0	1	16
08:00	0	0	6	0	0	0	0	0	0	0	0	0	0	0	0	0	6
08:15	0	0	0	0	0	0	0	0	0	0	3	0	0	0	0	0	3
08:30	0	0	2	0	0	0	0	0	0	0	1	0	0	0	0	0	3
08:45	0	0	3	0	0	0	0	0	0	0	0	0	0	0	0	0	3
Hr Total	0	0	11	0	0	0	0	0	0	0	4	0	0	0	0	0	15
* BREAK *																	
16:00	0	0	3	0	0	0	0	0	0	0	2	0	0	0	0	0	5
16:15	0	0	2	0	0	0	0	0	0	0	0	0	0	0	0	0	2
16:30	0	0	1	0	0	0	0	0	0	0	0	0	0	0	0	0	1
16:45	0	0	0	0	0	0	0	0	0	0	1	0	0	0	0	0	1
Hr Total	0	0	6	0	0	0	0	0	0	0	3	0	0	0	0	0	9
17:00	0	0	1	0	0	0	0	0	0	0	1	0	0	0	0	0	2
17:15	0	0	0	0	0	0	0	0	0	0	2	0	0	0	0	0	2
17:30	0	0	0	0	0	0	0	0	0	0	0	0	0	0	0	0	0
17:45	0	0	0	0	0	0	0	0	0	0	1	0	0	0	0	0	1
Hr Total	0	0	1	0	0	0	0	0	0	0	4	0	0	0	0	0	5
TOTAL	0	0	31	0	0	0	0	0	0	0	13	0	0	0	0	1	45

TRAFFIC SURVEY SPECIALISTS, INC.

NE 9TH STREET & BISCAYNE BOULEVARD/US 1
 MIAMI, FLORIDA
 COUNTED BY: Y. MARQUEZ & M. MALONE
 SIGNALIZED

624 GARDENIA TERRACE
 DELRAY BEACH, FLORIDA 33444
 (561) 272-3255 FAX (561) 272-4381

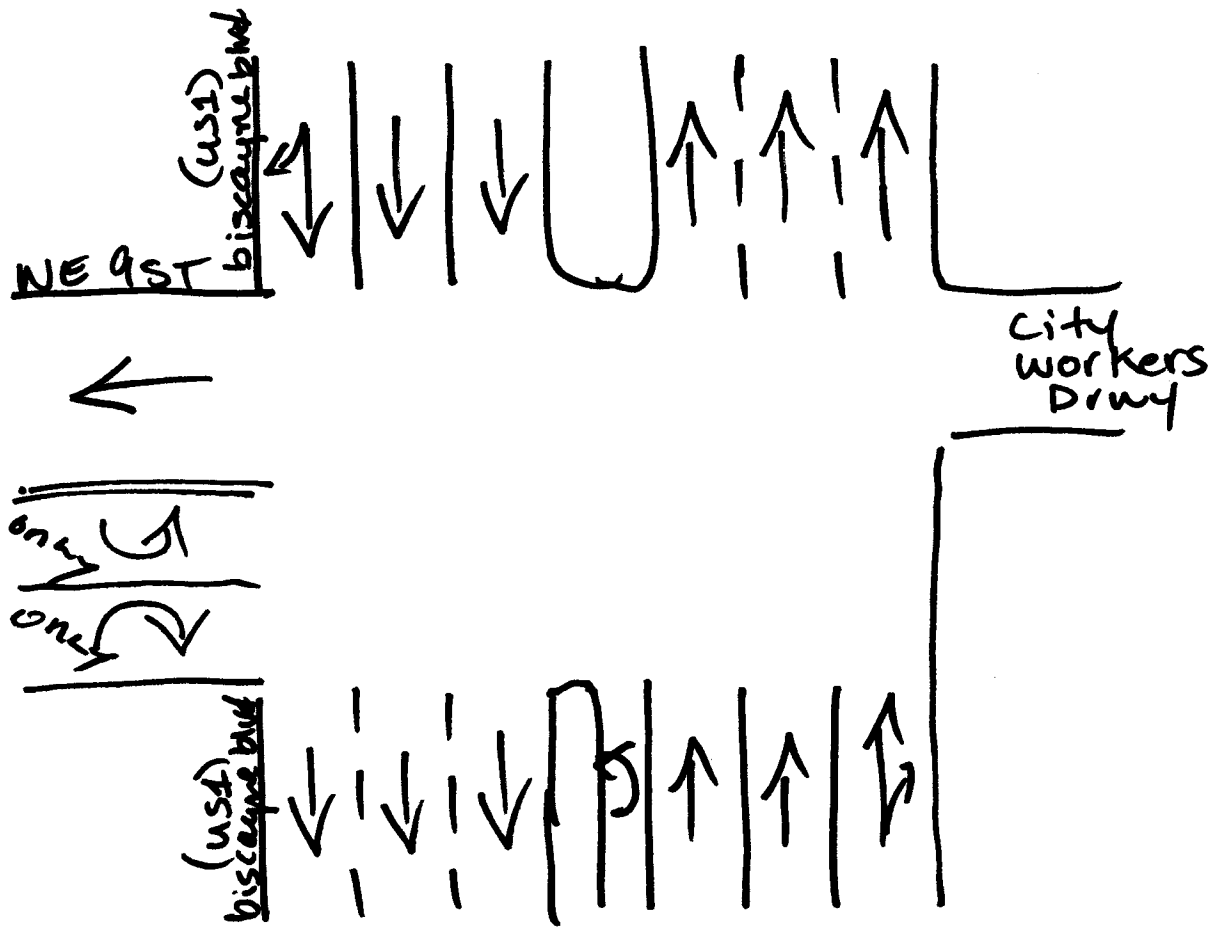
Site Code : 00090010
 Start Date: 02/24/09
 File I.D. : 9ST_BISC
 Page : 1

PEDESTRIANS

Date	BISCAYNE BOULEVARD/US 1 From North				DRIVEWAY From East				BISCAYNE BOULEVARD/US 1 From South				NE 9TH STREET From West				Total
	Left	Thru	RIGHT	PEDS	Left	Thru	RIGHT	PEDS	Left	Thru	RIGHT	PEDS	Left	Thru	RIGHT	PEDS	
02/24/09	-----																
07:00	0	0	0	2	0	0	0	0	0	0	0	2	0	0	0	0	4
07:15	0	0	0	3	0	0	0	0	0	0	0	2	0	0	0	0	5
07:30	0	0	0	0	0	0	0	0	0	0	0	7	0	0	0	1	8
07:45	0	0	0	1	0	0	0	0	0	0	0	3	0	0	0	1	5
Hr Total	0	0	0	6	0	0	0	0	0	0	0	14	0	0	0	2	22
08:00	0	0	0	0	0	0	0	0	0	0	0	0	0	0	0	0	0
08:15	0	0	0	0	0	0	0	0	0	0	0	7	0	0	0	0	7
08:30	0	0	0	0	0	0	0	0	0	0	0	0	0	0	0	0	0
08:45	0	0	0	0	0	0	0	0	0	0	0	1	0	0	0	1	2
Hr Total	0	0	0	0	0	0	0	0	0	0	0	8	0	0	0	1	9
----- * BREAK * -----																	
16:00	0	0	0	4	0	0	0	0	0	0	0	4	0	0	0	2	10
16:15	0	0	0	2	0	0	0	0	0	0	0	0	0	0	0	2	4
16:30	0	0	0	2	0	0	0	0	0	0	0	0	0	0	0	0	2
16:45	0	0	0	2	0	0	0	0	0	0	0	0	0	0	0	1	3
Hr Total	0	0	0	10	0	0	0	0	0	0	0	4	0	0	0	5	19
17:00	0	0	0	2	0	0	0	0	0	0	0	5	0	0	0	2	9
17:15	0	0	0	3	0	0	0	0	0	0	0	3	0	0	0	4	10
17:30	0	0	0	6	0	0	0	0	0	0	0	7	0	0	0	3	16
17:45	0	0	0	0	0	0	0	0	0	0	0	8	0	0	0	15	23
Hr Total	0	0	0	11	0	0	0	0	0	0	0	23	0	0	0	24	58

TOTAL	0	0	0	27	0	0	0	0	0	0	0	49	0	0	0	32	108

↑
North



Miami, Florida
February 25, 2009
drawn by: Luis Palomino
Signalized

TRAFFIC SURVEY SPECIALISTS, INC.

NE 8TH STREET & BISCAYNE BOULEVARD/US 1
 MIAMI, FLORIDA
 COUNTED BY: C. WILTZ & J. MOLESTINA
 SIGNALIZED

624 GARDENIA TERRACE
 DELRAY BEACH, FLORIDA 33444
 (561) 272-3255 FAX (561) 272-4381

Site Code : 00090010
 Start Date: 02/24/09
 File I.D. : 8ST_BISC
 Page : 1

LIGHT VEHICLES, HEAVY VEHICLES

Date	BISCAYNE BOULEVARD/US 1 From North				NE 8TH STREET From East				BISCAYNE BOULEVARD/US 1 From South				NE 8TH STREET From West				Total
	UTurn	Left	Thru	Right	UTurn	Left	Thru	Right	UTurn	Left	Thru	Right	UTurn	Left	Thru	Right	
02/24/09	-----																
07:00	0	0	195	4	0	0	0	0	0	1	97	0	0	5	1	6	309
07:15	1	3	208	8	0	0	0	0	0	6	151	1	0	6	5	4	393
07:30	0	2	291	4	0	0	0	0	0	2	134	0	0	14	2	8	457
07:45	2	3	318	11	0	0	0	0	0	2	175	0	0	9	4	12	536
Hr Total	3	8	1012	27	0	0	0	0	0	11	557	1	0	34	12	30	1695
08:00	0	1	390	15	0	0	1	1	0	2	153	3	0	10	7	11	594
08:15	0	2	436	6	0	0	0	0	1	4	183	6	0	20	2	14	674
08:30	0	1	385	13	0	0	0	2	0	8	191	0	0	13	6	8	627
08:45	0	9	398	6	0	1	0	1	0	3	227	6	0	9	14	9	683
Hr Total	0	13	1609	40	0	1	1	4	1	17	754	15	0	52	29	42	2578
----- * BREAK * -----																	
16:00	2	7	222	3	0	2	5	4	0	1	379	12	0	14	11	7	669
16:15	1	14	182	6	0	2	4	6	2	7	365	7	0	10	13	3	622
16:30	4	21	258	6	0	3	2	9	0	2	351	10	0	18	12	5	701
16:45	2	19	233	7	0	3	4	13	6	1	455	6	0	15	22	8	794
Hr Total	9	61	895	22	0	10	15	32	8	11	1550	35	0	57	58	23	2786
17:00	0	21	230	6	0	3	1	8	2	3	387	11	0	20	23	7	722
17:15	0	11	213	4	0	2	13	11	2	3	455	9	0	14	19	13	769
17:30	1	18	266	8	0	3	3	4	3	3	426	13	0	14	24	10	796
17:45	2	32	241	7	0	0	1	5	6	5	421	22	0	20	12	8	782
Hr Total	3	82	950	25	0	8	18	28	13	14	1689	55	0	68	78	38	3069

TOTAL	15	164	4466	114	0	19	34	64	22	53	4550	106	0	211	177	133	10128

TRAFFIC SURVEY SPECIALISTS, INC.

NE 8TH STREET & BISCAYNE BOULEVARD/US 1
 MIAMI, FLORIDA
 COUNTED BY: C. WILTZ & J. MOLESTINA
 SIGNALIZED

624 GARDENIA TERRACE
 DELRAY BEACH, FLORIDA 33444
 (561) 272-3255 FAX (561) 272-4381

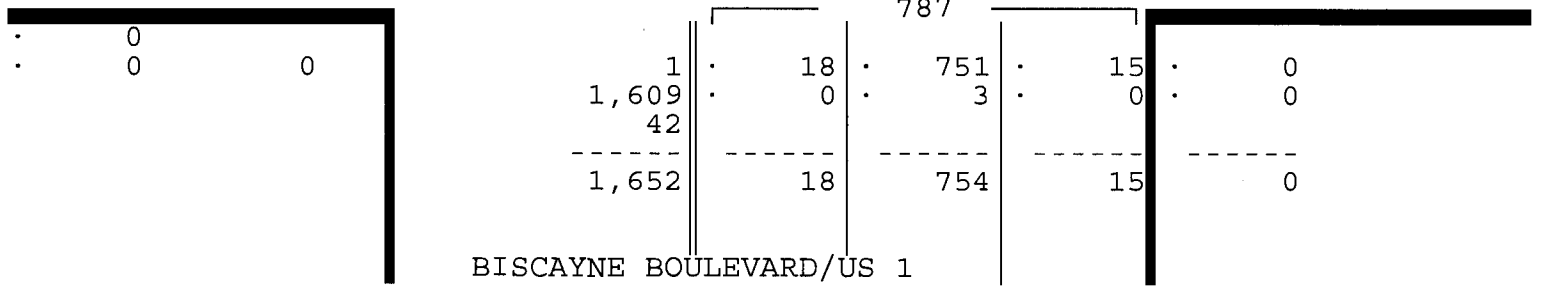

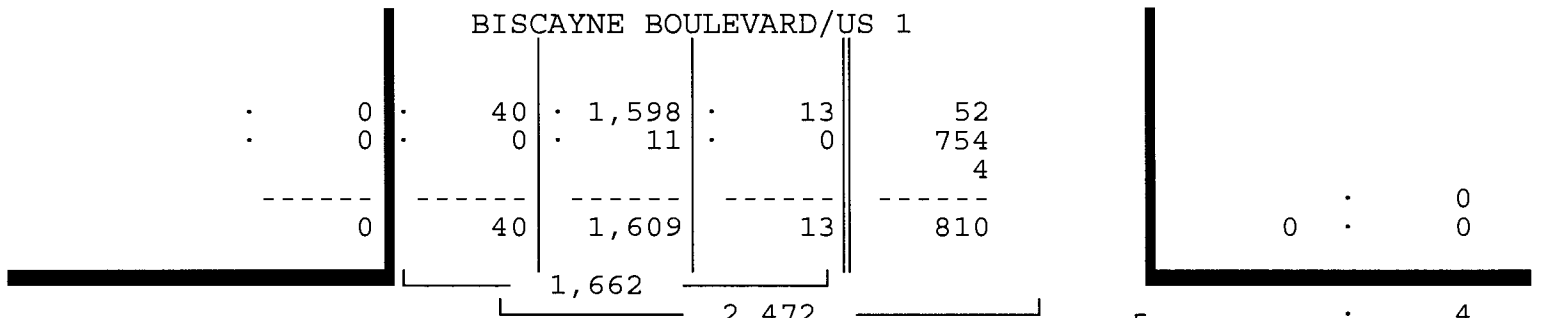
Site Code : 00090010
 Start Date: 02/24/09
 File I.D. : 8ST_BISC
 Page : 2

LIGHT VEHICLES, HEAVY VEHICLES

BISCAYNE BOULEVARD/US 1 From North				NE 8TH STREET From East				BISCAYNE BOULEVARD/US 1 From South				NE 8TH STREET From West				Total
UTurn	Left	Thru	Right	UTurn	Left	Thru	Right	UTurn	Left	Thru	Right	UTurn	Left	Thru	Right	

Date 02/24/09
 Peak Hour Analysis By Entire Intersection for the Period: 07:00 to 09:00 on 02/24/09

Peak start 08:00	08:00				08:00				08:00							
Volume	0	13	1609	40	0	1	1	4	1	17	754	15	0	52	29	42
Percent	0%	1%	97%	2%	0%	17%	17%	67%	0%	2%	96%	2%	0%	42%	24%	34%
Pk total	1662				6				787				123			
Highest	08:15				08:00				08:45				08:15			
Volume	0	2	436	6	0	0	1	1	0	3	227	6	0	20	2	14
Hi total	444				2				236				36			
PHF	.94				.75				.83				.85			



TRAFFIC SURVEY SPECIALISTS, INC.

NE 8TH STREET & BISCAYNE BOULEVARD/US 1
 MIAMI, FLORIDA
 COUNTED BY: C. WILTZ & J. MOLESTINA
 SIGNALIZED

624 GARDENIA TERRACE
 DELRAY BEACH, FLORIDA 33444
 (561) 272-3255 FAX (561) 272-4381

Site Code : 00090010
 Start Date: 02/24/09
 File I.D. : 8ST_BISC
 Page : 1

HEAVY VEHICLES

Date	BISCAYNE BOULEVARD/US 1 From North				NE 8TH STREET From East				BISCAYNE BOULEVARD/US 1 From South				NE 8TH STREET From West				Total
	UTurn	Left	Thru	Right	UTurn	Left	Thru	Right	UTurn	Left	Thru	Right	UTurn	Left	Thru	Right	
02/24/09																	
07:00	0	0	4	1	0	0	0	0	0	0	0	0	0	0	0	0	5
07:15	0	1	1	0	0	0	0	0	0	1	0	0	0	0	0	0	3
07:30	0	1	2	0	0	0	0	0	0	0	0	0	0	0	0	0	3
07:45	0	0	5	0	0	0	0	0	0	0	2	0	0	0	0	0	7
Hr Total	0	2	12	1	0	0	0	0	0	1	2	0	0	0	0	0	18
08:00	0	0	6	0	0	0	0	0	0	0	0	0	0	0	0	0	6
08:15	0	0	0	0	0	0	0	0	0	0	2	0	0	0	0	0	2
08:30	0	0	2	0	0	0	0	0	0	0	1	0	0	0	0	0	3
08:45	0	0	3	0	0	0	0	0	0	0	0	0	0	0	0	0	3
Hr Total	0	0	11	0	0	0	0	0	0	0	3	0	0	0	0	0	14
* BREAK *																	
16:00	0	0	3	0	0	0	0	0	0	0	0	0	0	0	0	0	3
16:15	0	0	1	0	0	0	0	0	0	0	0	0	0	0	0	0	1
16:30	0	0	0	0	0	0	0	0	0	0	0	0	0	0	0	0	0
16:45	0	0	0	0	0	0	0	0	0	0	1	0	0	0	0	0	1
Hr Total	0	0	4	0	0	0	0	0	0	0	1	0	0	0	0	0	5
17:00	0	0	1	0	0	0	0	0	0	0	0	0	0	0	0	0	1
17:15	0	0	0	0	0	0	0	0	0	0	3	0	0	0	0	0	3
17:30	0	0	0	0	0	0	0	0	0	0	0	0	0	0	0	0	0
17:45	0	0	0	0	0	0	0	0	0	0	1	0	0	0	0	0	1
Hr Total	0	0	1	0	0	0	0	0	0	0	4	0	0	0	0	0	5
TOTAL	0	2	28	1	0	0	0	0	0	1	10	0	0	0	0	0	42

TRAFFIC SURVEY SPECIALISTS, INC.

NE 8TH STREET & BISCAYNE BOULEVARD/US 1

624 GARDENIA TERRACE

Site Code : 00090010

MIAMI, FLORIDA

DELRAY BEACH, FLORIDA 33444

Start Date: 02/24/09

COUNTED BY: C. WILTZ & J. MOLESTINA

(561) 272-3255 FAX (561) 272-4381

File I.D. : 8ST_BISC

SIGNALIZED

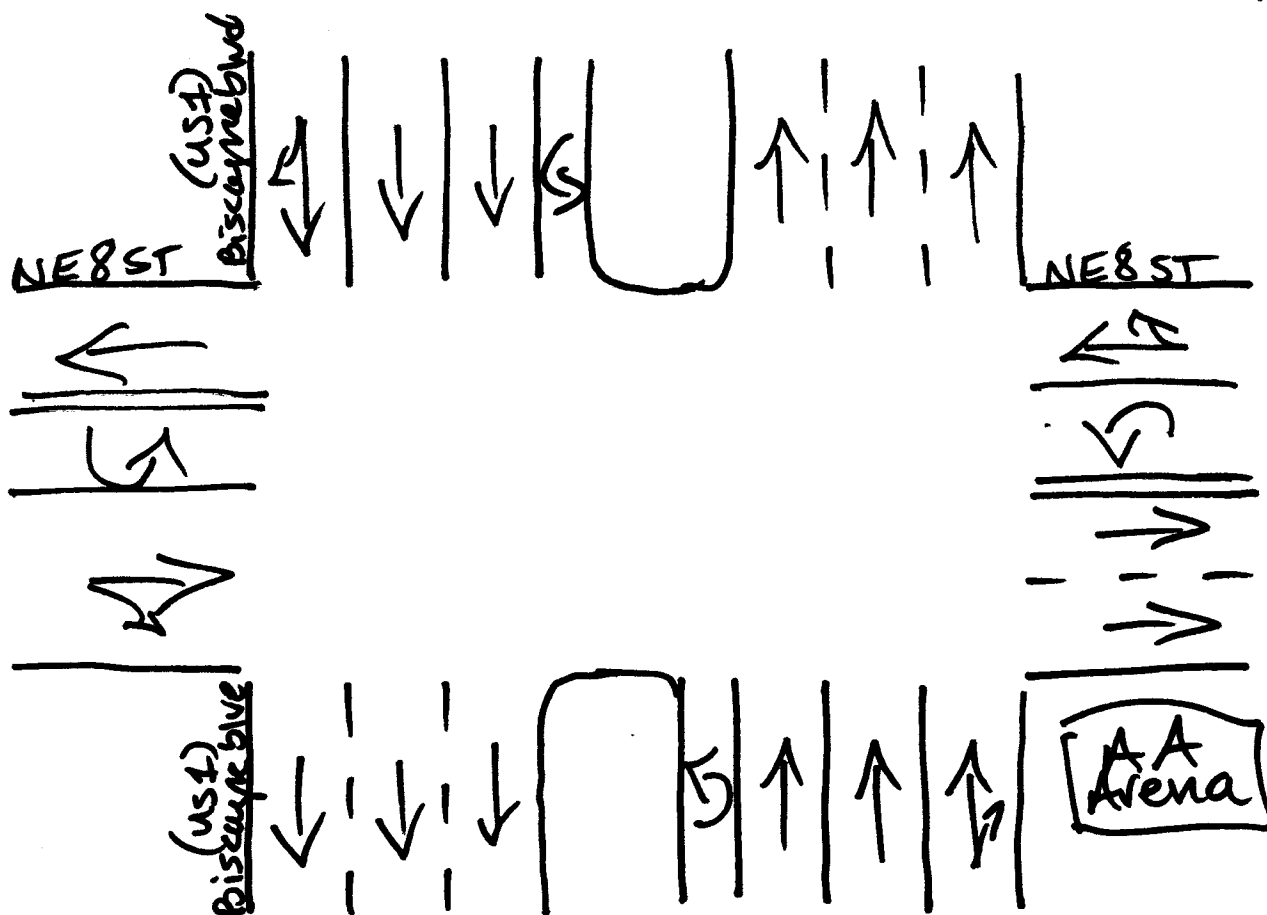
Page : 1

PEDESTRIANS

Date	BISCAYNE BOULEVARD/US 1 From North				NE 8TH STREET From East				BISCAYNE BOULEVARD/US 1 From South				NE 8TH STREET From West				Total
	Left	Thru	RIGHT	PEDS	Left	Thru	RIGHT	PEDS	Left	Thru	RIGHT	PEDS	Left	Thru	RIGHT	PEDS	
02/24/09	-----																
07:00	0	0	0	6	0	0	0	5	0	0	0	0	0	0	0	1	12
07:15	0	0	0	4	0	0	0	3	0	0	0	0	0	0	0	0	7
07:30	0	0	0	0	0	0	0	4	0	0	0	0	0	0	0	1	5
07:45	0	0	0	1	0	0	0	2	0	0	0	2	0	0	0	2	7
Hr Total	0	0	0	11	0	0	0	14	0	0	0	2	0	0	0	4	31
08:00	0	0	0	0	0	0	0	0	0	0	0	1	0	0	0	2	3
08:15	0	0	0	0	0	0	0	4	0	0	0	0	0	0	0	1	5
08:30	0	0	0	3	0	0	0	1	0	0	0	2	0	0	0	4	10
08:45	0	0	0	6	0	0	0	4	0	0	0	8	0	0	0	2	20
Hr Total	0	0	0	9	0	0	0	9	0	0	0	11	0	0	0	9	38
----- * BREAK * -----																	
16:00	0	0	0	3	0	0	0	5	0	0	0	3	0	0	0	3	14
16:15	0	0	0	3	0	0	0	5	0	0	0	10	0	0	0	4	22
16:30	0	0	0	1	0	0	0	5	0	0	0	4	0	0	0	6	16
16:45	0	0	0	4	0	0	0	8	0	0	0	6	0	0	0	2	20
Hr Total	0	0	0	11	0	0	0	23	0	0	0	23	0	0	0	15	72
17:00	0	0	0	4	0	0	0	3	0	0	0	27	0	0	0	4	38
17:15	0	0	0	7	0	0	0	4	0	0	0	51	0	0	0	10	72
17:30	0	0	0	6	0	0	0	22	0	0	0	25	0	0	0	7	60
17:45	0	0	0	12	0	0	0	18	0	0	0	61	0	0	0	4	95
Hr Total	0	0	0	29	0	0	0	47	0	0	0	164	0	0	0	25	265

TOTAL	0	0	0	60	0	0	0	93	0	0	0	200	0	0	0	53	406

↑
North



Miami, Florida
February 25, 2009
drawn by: Luis Palomino
Signalized

NE 7TH STREET & BISCAYNE BOULEVARD/US 1
 MIAMI, FLORIDA
 COUNTED BY: C. RUIZ & G. JOHN
 NOT SIGNALIZED

TRAFFIC SURVEY SPECIALISTS, INC.
 624 GARDENIA TERRACE
 DELRAY BEACH, FLORIDA 33444
 (561) 272-3255 FAX (561) 272-4381

Site Code : 00090010
 Start Date: 02/24/09
 File I.D. : 7ST_BISC
 Page : 1

LIGHT VEHICLES, HEAVY VEHICLES

Date	BISCAYNE BOULEVARD/US 1 From North				From East				BISCAYNE BOULEVARD/US 1 From South				NE 7TH STREET From West				Total
	UTurn	Left	Thru	Right	UTurn	Left	Thru	Right	UTurn	Left	Thru	Right	UTurn	Left	Thru	Right	
02/24/09	-----																
07:00	0	0	197	1	0	0	0	0	0	0	102	0	0	0	0	3	303
07:15	0	0	217	0	0	0	0	0	0	0	172	0	0	0	0	2	391
07:30	0	0	298	2	0	0	0	0	0	0	155	0	0	0	0	8	463
07:45	0	0	321	4	0	0	0	0	0	0	181	0	0	0	0	7	513
Hr Total	0	0	1033	7	0	0	0	0	0	0	610	0	0	0	0	20	1670
08:00	0	0	385	4	0	0	0	0	0	0	169	0	0	0	0	4	562
08:15	0	0	438	3	0	0	0	0	0	0	191	0	0	0	0	3	635
08:30	0	0	381	3	0	0	0	0	0	0	208	0	0	0	0	5	597
08:45	0	0	393	1	0	0	0	0	0	0	225	0	0	0	0	3	622
Hr Total	0	0	1597	11	0	0	0	0	0	0	793	0	0	0	0	15	2416
----- * BREAK * -----																	
16:00	0	0	232	0	0	0	0	0	0	0	398	0	0	0	0	0	630
16:15	0	0	185	1	0	0	0	0	0	0	380	0	0	0	0	6	572
16:30	0	0	268	5	0	0	0	0	0	0	360	0	0	0	0	2	635
16:45	0	0	236	1	0	0	0	0	0	0	466	0	0	0	0	4	707
Hr Total	0	0	921	7	0	0	0	0	0	0	1604	0	0	0	0	12	2544
17:00	0	0	223	5	0	0	0	0	0	0	397	0	0	0	0	2	627
17:15	0	0	222	9	0	0	0	0	0	0	470	0	0	0	0	3	704
17:30	0	0	273	11	0	0	0	0	0	0	450	0	0	0	0	1	735
17:45	0	0	239	5	0	0	0	0	0	0	401	0	0	0	0	3	648
Hr Total	0	0	957	30	0	0	0	0	0	0	1718	0	0	0	0	9	2714

TOTAL	0	0	4508	55	0	0	0	0	0	0	4725	0	0	0	0	56	9344

NE 7TH STREET & BISCAYNE BOULEVARD/US 1
 MIAMI, FLORIDA
 COUNTED BY: C. RUIZ & G. JOHN
 NOT SIGNALIZED

TRAFFIC SURVEY SPECIALISTS, INC.
 624 GARDENIA TERRACE
 DELRAY BEACH, FLORIDA 33444
 (561) 272-3255 FAX (561) 272-4381

Site Code : 00090010
 Start Date: 02/24/09
 File I.D. : 7ST_BISC
 Page : 2

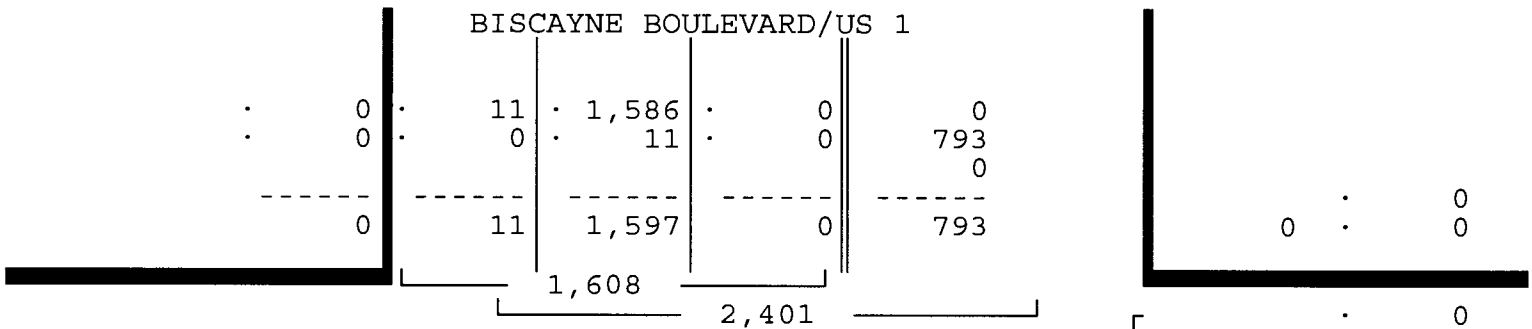
LIGHT VEHICLES, HEAVY VEHICLES

BISCAYNE BOULEVARD/US 1				BISCAYNE BOULEVARD/US 1				BISCAYNE BOULEVARD/US 1				NE 7TH STREET				Total
From North				From East				From South				From West				
UTurn	Left	Thru	Right	UTurn	Left	Thru	Right	UTurn	Left	Thru	Right	UTurn	Left	Thru	Right	

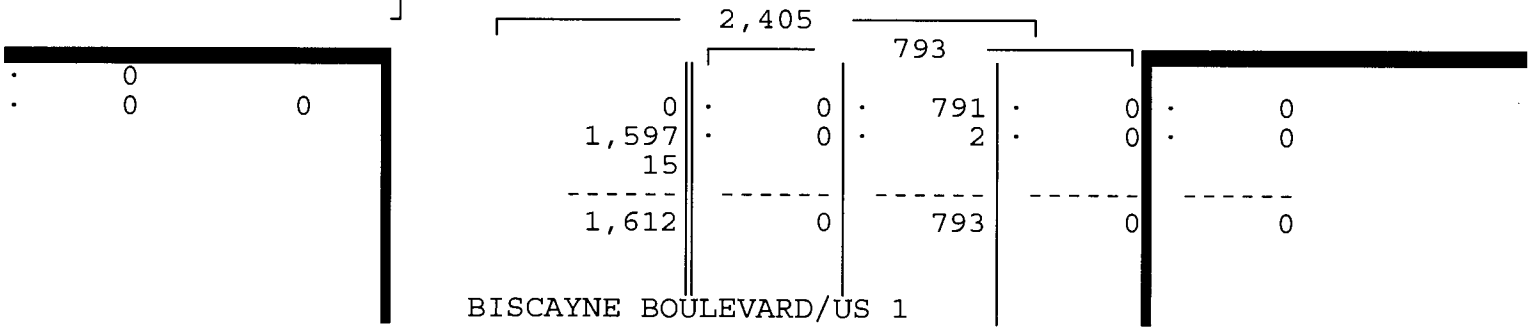
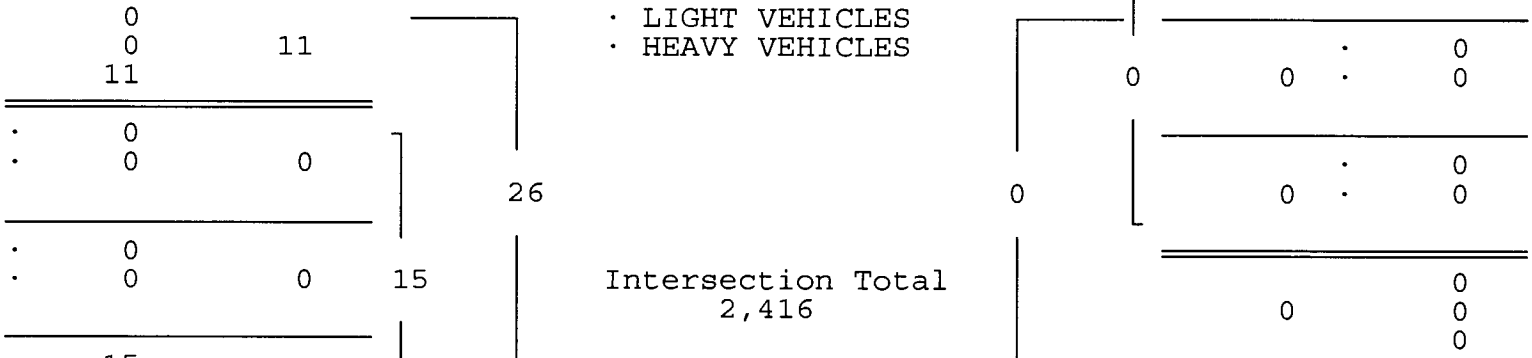
Date 02/24/09

Peak Hour Analysis By Entire Intersection for the Period: 07:00 to 09:00 on 02/24/09

Peak start 08:00				08:00				08:00				08:00			
Volume	0	0	1597	11	0	0	0	0	0	793	0	0	0	0	15
Percent	0%	0%	99%	1%	0%	0%	0%	0%	0%	100%	0%	0%	0%	0%	100%
Pk total	1608			0				793				15			
Highest	08:15			07:00				08:45				08:30			
Volume	0	0	438	3	0	0	0	0	0	225	0	0	0	0	5
Hi total	441			0				225				5			
PHF	.91			.0				.88				.75			



NE 7TH STREET



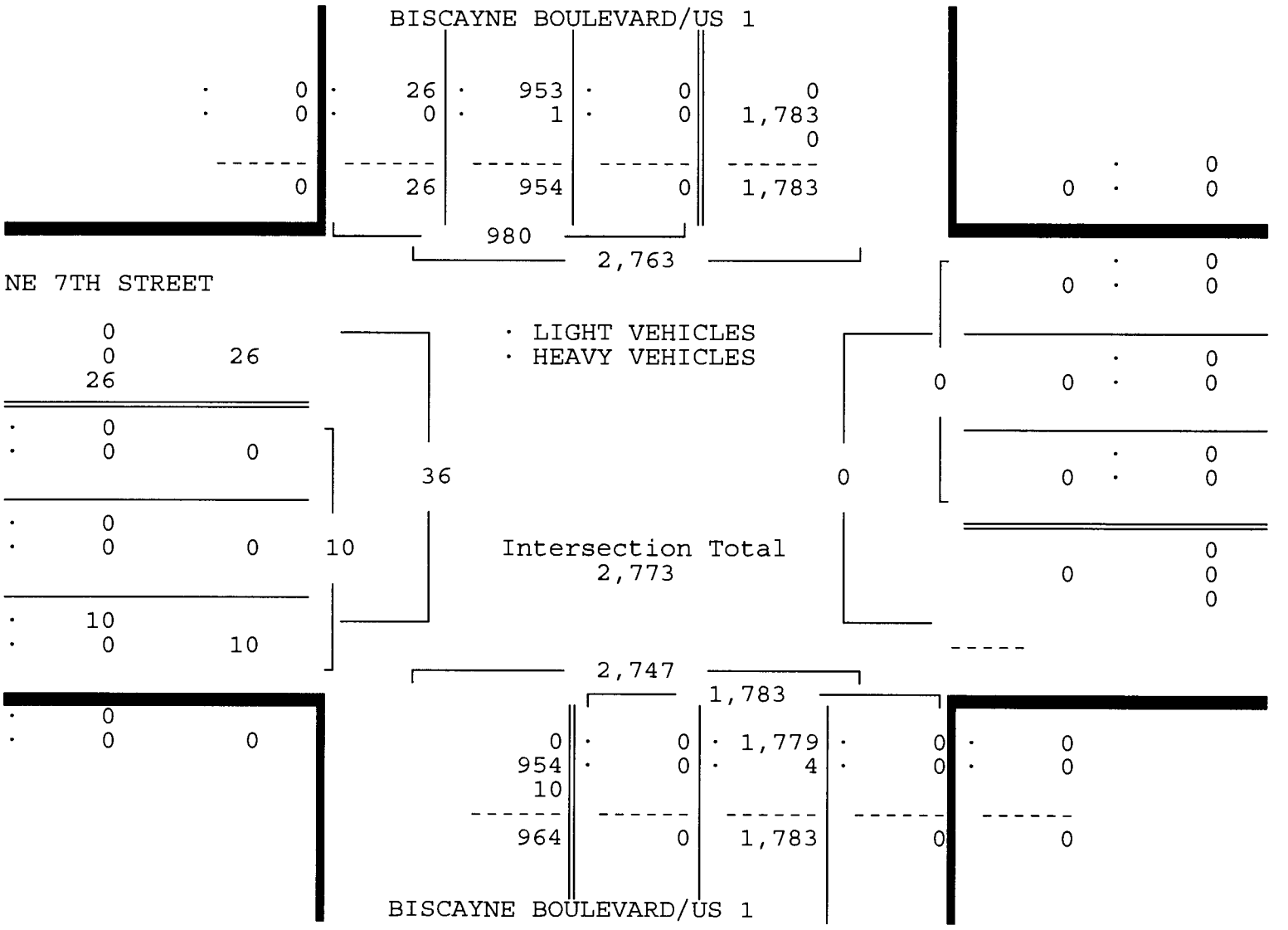
NE 7TH STREET & BISCAYNE BOULEVARD/US 1
 MIAMI, FLORIDA
 COUNTED BY: C. RUIZ & G. JOHN
 NOT SIGNALIZED

TRAFFIC SURVEY SPECIALISTS, INC.
 624 GARDENIA TERRACE
 DELRAY BEACH, FLORIDA 33444
 (561) 272-3255 FAX (561) 272-4381

Site Code : 00090010
 Start Date: 02/24/09
 File I.D. : 7ST_BISC
 Page : 3

LIGHT VEHICLES, HEAVY VEHICLES

BISCAYNE BOULEVARD/US 1				BISCAYNE BOULEVARD/US 1				BISCAYNE BOULEVARD/US 1				NE 7TH STREET				Total
From North				From East				From South				From West				
UTurn	Left	Thru	Right	UTurn	Left	Thru	Right	UTurn	Left	Thru	Right	UTurn	Left	Thru	Right	
Date 02/24/09																
Peak Hour Analysis By Entire Intersection for the Period: 16:00 to 18:00 on 02/24/09																
Peak start 16:45				16:45				16:45				16:45				
Volume	0	0	954	26	0	0	0	0	0	1783	0	0	0	0	10	
Percent	0%	0%	97%	3%	0%	0%	0%	0%	0%	100%	0%	0%	0%	0%	100%	
Pk total	980			0				1783				10				
Highest	17:30			07:00				17:15				16:45				
Volume	0	0	273	11	0	0	0	0	0	470	0	0	0	0	4	
Hi total	284			0				470				4				
PHF	.86			.0				.95				.62				



NE 7TH STREET & BISCAYNE BOULEVARD/US 1
 MIAMI, FLORIDA
 COUNTED BY: C. RUIZ & G. JOHN
 NOT SIGNALIZED

TRAFFIC SURVEY SPECIALISTS, INC.
 624 GARDENIA TERRACE
 DELRAY BEACH, FLORIDA 33444
 (561) 272-3255 FAX (561) 272-4381

Site Code : 00090010
 Start Date: 02/24/09
 File I.D. : 7ST_BISC
 Page : 1

HEAVY VEHICLES

Date 02/24/09	BISCAYNE BOULEVARD/US 1 From North				----- From East				BISCAYNE BOULEVARD/US 1 From South				NE 7TH STREET From West				Total	
	UTurn	Left	Thru	Right	UTurn	Left	Thru	Right	UTurn	Left	Thru	Right	UTurn	Left	Thru	Right		
07:00	0	0	4	0	0	0	0	0	0	0	0	0	0	0	0	0	0	4
07:15	0	0	1	0	0	0	0	0	0	0	1	0	0	0	0	0	1	3
07:30	0	0	3	0	0	0	0	0	0	0	0	0	0	0	0	0	0	3
07:45	0	0	5	0	0	0	0	0	0	0	2	0	0	0	0	0	0	7
Hr Total	0	0	13	0	0	0	0	0	0	0	3	0	0	0	0	0	1	17
08:00	0	0	6	0	0	0	0	0	0	0	0	0	0	0	0	0	0	6
08:15	0	0	0	0	0	0	0	0	0	0	1	0	0	0	0	0	0	1
08:30	0	0	2	0	0	0	0	0	0	0	1	0	0	0	0	0	0	3
08:45	0	0	3	0	0	0	0	0	0	0	0	0	0	0	0	0	0	3
Hr Total	0	0	11	0	0	0	0	0	0	0	2	0	0	0	0	0	0	13
----- * BREAK * -----																		
16:00	0	0	2	0	0	0	0	0	0	0	1	0	0	0	0	0	0	3
16:15	0	0	1	0	0	0	0	0	0	0	0	0	0	0	0	0	0	1
16:30	0	0	1	0	0	0	0	0	0	0	0	0	0	0	0	0	0	1
16:45	0	0	0	0	0	0	0	0	0	0	0	0	0	0	0	0	0	0
Hr Total	0	0	4	0	0	0	0	0	0	0	1	0	0	0	0	0	0	5
17:00	0	0	1	0	0	0	0	0	0	0	0	0	0	0	0	0	0	1
17:15	0	0	0	0	0	0	0	0	0	0	3	0	0	0	0	0	0	3
17:30	0	0	0	0	0	0	0	0	0	0	1	0	0	0	0	0	0	1
17:45	0	0	0	0	0	0	0	0	0	0	1	0	0	0	0	0	0	1
Hr Total	0	0	1	0	0	0	0	0	0	0	5	0	0	0	0	0	0	6
TOTAL	0	0	29	0	0	0	0	0	0	0	11	0	0	0	0	0	1	41

NE 7TH STREET & BISCAYNE BOULEVARD/US 1
 MIAMI, FLORIDA
 COUNTED BY: C. RUIZ & G. JOHN
 NOT SIGNALIZED

TRAFFIC SURVEY SPECIALISTS, INC.
 624 GARDENIA TERRACE
 DELRAY BEACH, FLORIDA 33444
 (561) 272-3255 FAX (561) 272-4381

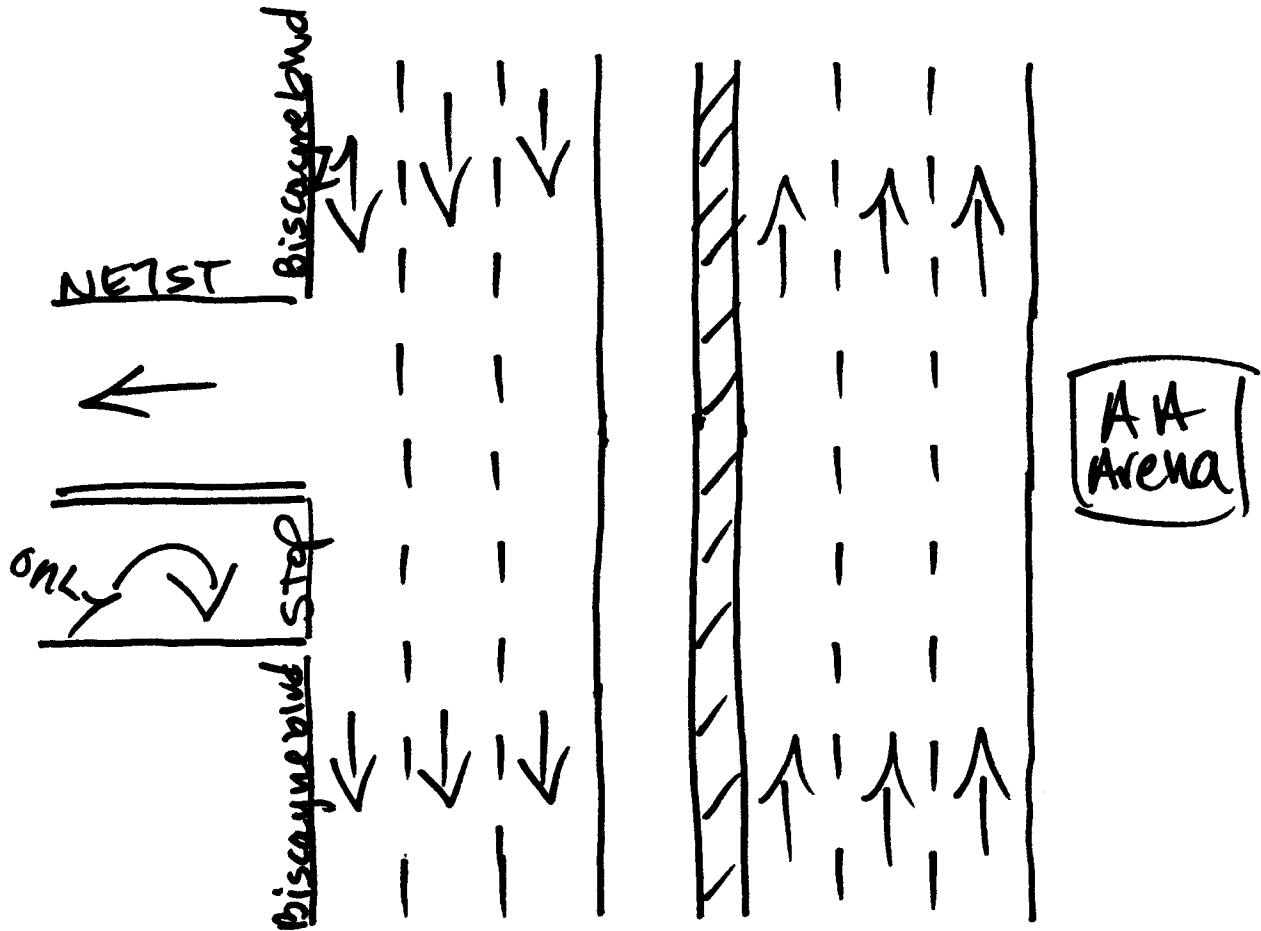
Site Code : 00090010
 Start Date: 02/24/09
 File I.D. : 7ST_BISC
 Page : 1

PEDESTRIANS

Date	BISCAYNE BOULEVARD/US 1 From North				----- From East				BISCAYNE BOULEVARD/US 1 From South				NE 7TH STREET From West				Total
	Left	Thru	RIGHT	PEDS	Left	Thru	RIGHT	PEDS	Left	Thru	RIGHT	PEDS	Left	Thru	RIGHT	PEDS	
02/24/09	-----																
07:00	0	0	0	0	0	0	0	0	0	0	0	0	0	0	0	0	0
07:15	0	0	0	0	0	0	0	0	0	0	0	0	0	0	0	2	2
07:30	0	0	0	0	0	0	0	2	0	0	0	0	0	0	0	2	4
07:45	0	0	0	1	0	0	0	2	0	0	0	0	0	0	0	0	3
Hr Total	0	0	0	1	0	0	0	4	0	0	0	0	0	0	0	4	9
08:00	0	0	0	0	0	0	0	1	0	0	0	0	0	0	0	0	1
08:15	0	0	0	0	0	0	0	1	0	0	0	0	0	0	0	1	2
08:30	0	0	0	4	0	0	0	2	0	0	0	2	0	0	0	5	13
08:45	0	0	0	0	0	0	0	0	0	0	0	0	0	0	0	0	0
Hr Total	0	0	0	4	0	0	0	4	0	0	0	2	0	0	0	6	16
----- * BREAK * -----																	
16:00	0	0	0	0	0	0	0	9	0	0	0	3	0	0	0	5	17
16:15	0	0	0	0	0	0	0	0	0	0	0	0	0	0	0	2	2
16:30	0	0	0	0	0	0	0	4	0	0	0	2	0	0	0	5	11
16:45	0	0	0	0	0	0	0	3	0	0	0	1	0	0	0	11	15
Hr Total	0	0	0	0	0	0	0	16	0	0	0	6	0	0	0	23	45
17:00	0	0	0	1	0	0	0	2	0	0	0	1	0	0	0	4	8
17:15	0	0	0	2	0	0	0	2	0	0	0	7	0	0	0	11	22
17:30	0	0	0	1	0	0	0	6	0	0	0	4	0	0	0	4	15
17:45	0	0	0	3	0	0	0	2	0	0	0	0	0	0	0	2	7
Hr Total	0	0	0	7	0	0	0	12	0	0	0	12	0	0	0	21	52

TOTAL	0	0	0	12	0	0	0	36	0	0	0	20	0	0	0	54	122

North ↑



Miami, Florida
February 25, 2009
drawn by: Luis Palomino
NOT Signalized

NE 6TH STREET & BISCAYNE BOULEVARD/US 1
 MIAMI, FLORIDA
 COUNTED BY: Y. MARQUEZ & M. ESPINOSA
 SIGNALIZED

TRAFFIC SURVEY SPECIALISTS, INC.
 624 GARDENIA TERRACE
 DELRAY BEACH, FLORIDA 33444
 (561) 272-3255 FAX (561) 272-4381

Site Code : 00090010
 Start Date: 02/19/09
 File I.D. : 6ST_BISC
 Page : 1

LIGHT VEHICLES, HEAVY VEHICLES

Date	BISCAYNE BOULEVARD/US 1 From North				NE 6TH STREET From East				BISCAYNE BOULEVARD/US 1 From South				NE 6TH STREET From West				Total
	UTurn	Left	Thru	Right	UTurn	Left	Thru	Right	UTurn	Left	Thru	Right	UTurn	Left	Thru	Right	
02/19/09	-----																
07:00	0	0	222	18	0	2	16	4	0	9	103	0	0	0	0	0	374
07:15	0	0	256	27	0	5	18	1	0	12	126	0	0	0	0	0	445
07:30	0	0	303	35	0	6	49	10	0	14	138	0	0	0	0	0	555
07:45	0	0	334	40	0	3	88	12	1	32	180	0	0	0	0	0	690
Hr Total	0	0	1115	120	0	16	171	27	1	67	547	0	0	0	0	0	2064
08:00	0	0	358	44	0	2	106	15	2	29	145	0	0	0	0	0	701
08:15	1	0	349	43	0	4	126	38	2	28	211	0	0	0	0	0	802
08:30	0	0	363	29	0	8	141	23	0	22	195	0	0	0	0	0	781
08:45	0	0	421	13	0	12	141	24	0	13	204	0	0	0	0	0	828
Hr Total	1	0	1491	129	0	26	514	100	4	92	755	0	0	0	0	0	3112
----- * BREAK * -----																	
16:00	0	0	196	7	0	25	192	37	1	37	351	0	0	0	0	0	846
16:15	0	0	202	7	0	26	164	45	4	33	307	0	0	0	0	0	788
16:30	0	0	190	12	0	27	186	38	4	43	314	0	0	0	0	0	814
16:45	0	0	215	14	0	27	193	39	2	44	323	0	0	0	0	0	857
Hr Total	0	0	803	40	0	105	735	159	11	157	1295	0	0	0	0	0	3305
17:00	0	0	213	14	0	34	275	55	3	100	443	0	0	0	0	0	1137
17:15	0	0	215	39	0	32	179	40	1	70	410	0	0	0	0	0	986
17:30	2	0	218	25	0	36	113	47	2	62	406	0	0	0	0	0	911
17:45	0	0	218	24	0	29	115	43	0	60	418	0	0	0	0	0	907
Hr Total	2	0	864	102	0	131	682	185	6	292	1677	0	0	0	0	0	3941

TOTAL	3	0	4273	391	0	278	2102	471	22	608	4274	0	0	0	0	0	12422

NE 6TH STREET & BISCAYNE BOULEVARD/US 1
 MIAMI, FLORIDA
 COUNTED BY: Y. MARQUEZ & M. ESPINOSA
 SIGNALIZED

TRAFFIC SURVEY SPECIALISTS, INC.
 624 GARDENIA TERRACE
 DELRAY BEACH, FLORIDA 33444
 (561) 272-3255 FAX (561) 272-4381

Site Code : 00090010
 Start Date: 02/19/09
 File I.D. : 6ST_BISC
 Page : 2

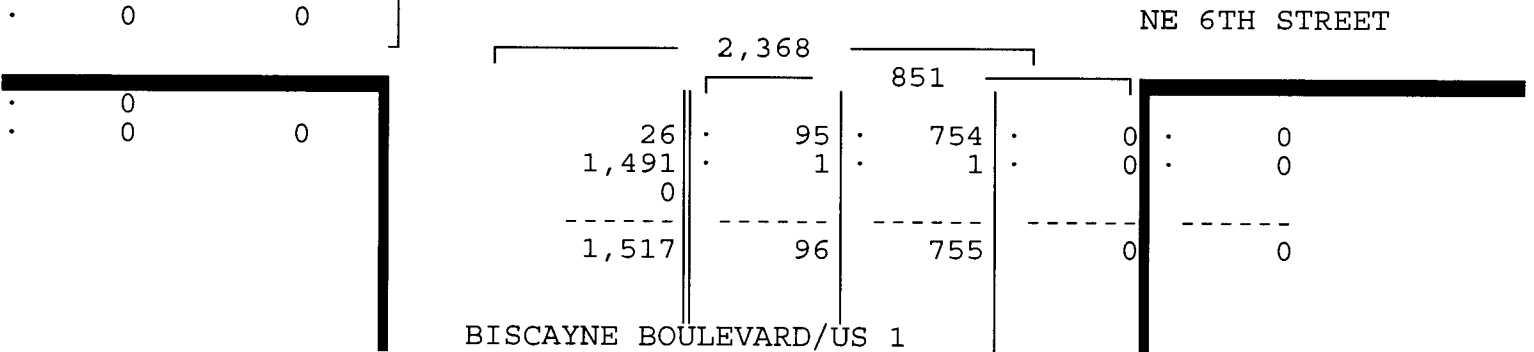
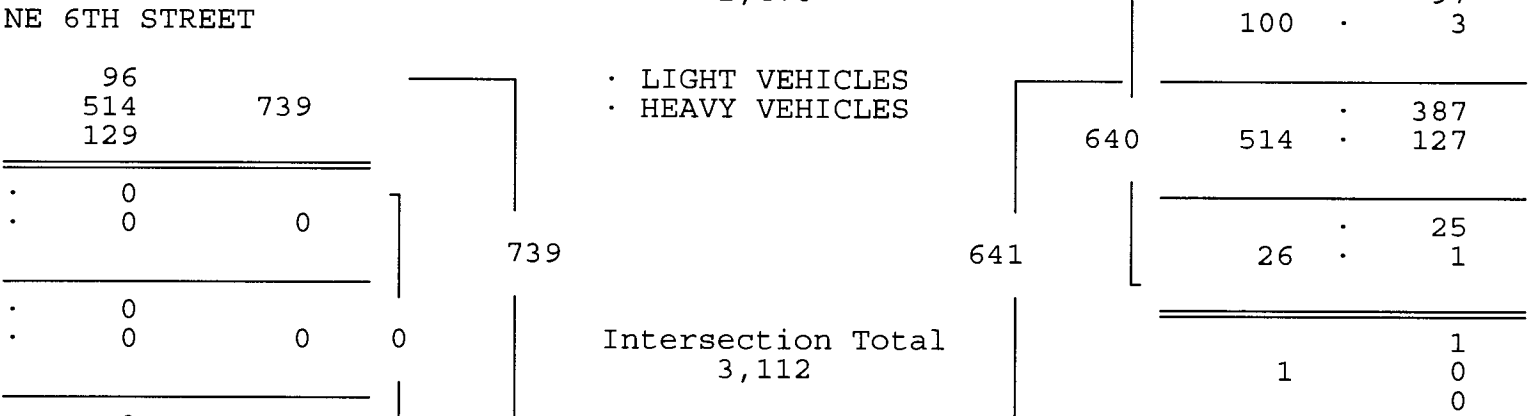
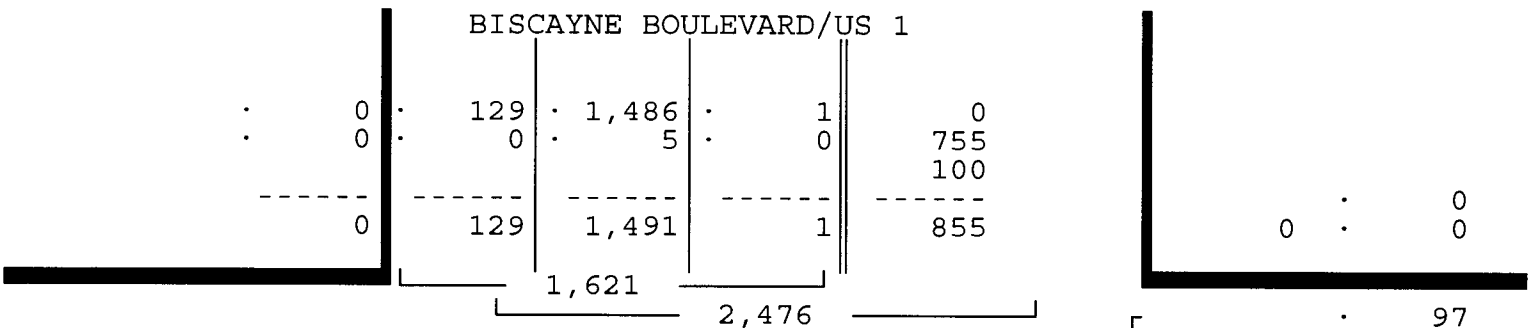
LIGHT VEHICLES, HEAVY VEHICLES

BISCAYNE BOULEVARD/US 1				NE 6TH STREET				BISCAYNE BOULEVARD/US 1				NE 6TH STREET				Total
From North				From East				From South				From West				
UTurn	Left	Thru	Right	UTurn	Left	Thru	Right	UTurn	Left	Thru	Right	UTurn	Left	Thru	Right	

Date 02/19/09

Peak Hour Analysis By Entire Intersection for the Period: 07:00 to 09:00 on 02/19/09

Peak start 08:00				08:00				08:00				08:00			
Volume	1	0	1491	129	0	26	514	100	4	92	755	0	0	0	0
Percent	0%	0%	92%	8%	0%	4%	80%	16%	0%	11%	89%	0%	0%	0%	0%
Pk total	1621			640				851				0			
Highest	08:45			08:45				08:15				07:00			
Volume	0	0	421	13	0	12	141	24	2	28	211	0	0	0	0
Hi total	434			177				241				0			
PHF	.93			.90				.88				.0			



NE 6TH STREET & BISCAYNE BOULEVARD/US 1
 MIAMI, FLORIDA
 COUNTED BY: Y. MARQUEZ & M. ESPINOSA
 SIGNALIZED

TRAFFIC SURVEY SPECIALISTS, INC.
 624 GARDENIA TERRACE
 DELRAY BEACH, FLORIDA 33444
 (561) 272-3255 FAX (561) 272-4381

Site Code : 00090010
 Start Date: 02/19/09
 File I.D. : 6ST_BISC
 Page : 3

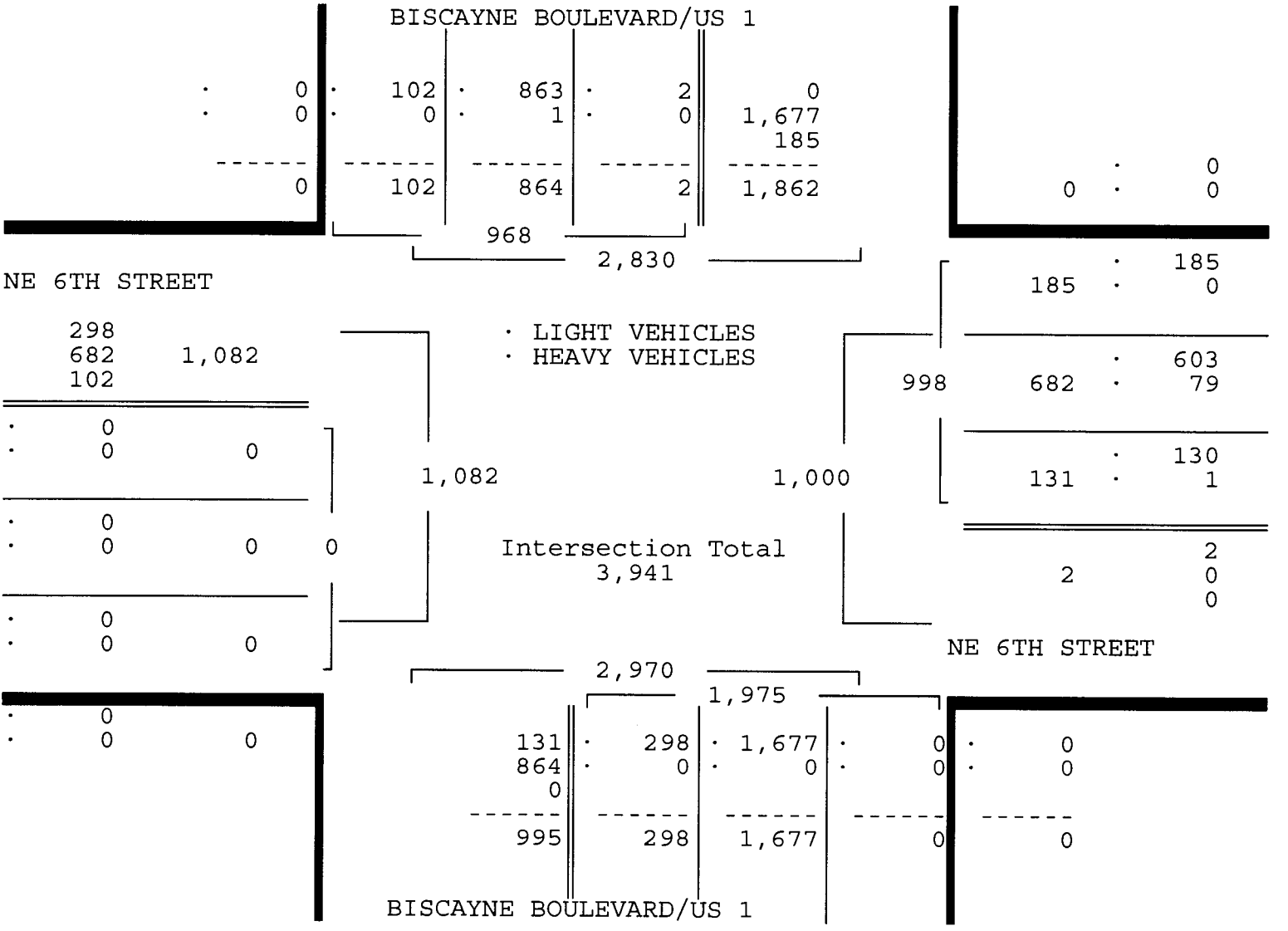
LIGHT VEHICLES, HEAVY VEHICLES

BISCAYNE BOULEVARD/US 1				NE 6TH STREET				BISCAYNE BOULEVARD/US 1				NE 6TH STREET				Total
From North				From East				From South				From West				
UTurn	Left	Thru	Right	UTurn	Left	Thru	Right	UTurn	Left	Thru	Right	UTurn	Left	Thru	Right	

Date 02/19/09

Peak Hour Analysis By Entire Intersection for the Period: 16:00 to 18:00 on 02/19/09

Peak start 17:00				17:00				17:00				17:00			
Volume	2	0	864	102	0	131	682	185	6	292	1677	0	0	0	0
Percent	0%	0%	89%	11%	0%	13%	68%	19%	0%	15%	85%	0%	0%	0%	0%
Pk total	968			998			1975			0			0		
Highest	17:15			17:00			17:00			07:00					
Volume	0	0	215	39	0	34	275	55	3	100	443	0	0	0	0
Hi total	254			364			546			0			0		
PHF	.95			.69			.90			.0			.0		



NE 6TH STREET & BISCAYNE BOULEVARD/US 1
 MIAMI, FLORIDA
 COUNTED BY: Y. MARQUEZ & M. ESPINOSA
 SIGNALIZED

TRAFFIC SURVEY SPECIALISTS, INC.
 624 GARDENIA TERRACE
 DELRAY BEACH, FLORIDA 33444
 (561) 272-3255 FAX (561) 272-4381

Site Code : 00090010
 Start Date: 02/19/09
 File I.D. : 6ST_BISC
 Page : 1

HEAVY VEHICLES

Date	BISCAYNE BOULEVARD/US 1 From North				NE 6TH STREET From East				BISCAYNE BOULEVARD/US 1 From South				NE 6TH STREET From West				Total
	UTurn	Left	Thru	Right	UTurn	Left	Thru	Right	UTurn	Left	Thru	Right	UTurn	Left	Thru	Right	
02/19/09	-----																
07:00	0	0	4	0	0	0	2	0	0	0	0	0	0	0	0	0	6
07:15	0	0	2	0	0	0	6	0	0	0	0	0	0	0	0	0	8
07:30	0	0	3	0	0	0	28	1	0	0	1	0	0	0	0	0	33
07:45	0	0	2	0	0	0	48	1	0	0	0	0	0	0	0	0	51
Hr Total	0	0	11	0	0	0	84	2	0	0	1	0	0	0	0	0	98
08:00	0	0	1	0	0	0	35	0	0	1	0	0	0	0	0	0	37
08:15	0	0	0	0	0	1	21	2	0	0	1	0	0	0	0	0	25
08:30	0	0	3	0	0	0	38	1	0	0	0	0	0	0	0	0	42
08:45	0	0	1	0	0	0	33	0	0	0	0	0	0	0	0	0	34
Hr Total	0	0	5	0	0	1	127	3	0	1	1	0	0	0	0	0	138
----- * BREAK * -----																	
16:00	0	0	2	0	0	0	27	0	0	0	0	0	0	0	0	0	29
16:15	0	0	0	0	0	0	46	2	0	0	0	0	0	0	0	0	48
16:30	0	0	0	0	0	0	39	1	0	0	0	0	0	0	0	0	40
16:45	0	0	1	0	0	0	33	1	0	0	0	0	0	0	0	0	35
Hr Total	0	0	3	0	0	0	145	4	0	0	0	0	0	0	0	0	152
17:00	0	0	0	0	0	1	26	0	0	0	0	0	0	0	0	0	27
17:15	0	0	0	0	0	0	24	0	0	0	0	0	0	0	0	0	24
17:30	0	0	0	0	0	0	14	0	0	0	0	0	0	0	0	0	14
17:45	0	0	1	0	0	0	15	0	0	0	0	0	0	0	0	0	16
Hr Total	0	0	1	0	0	1	79	0	0	0	0	0	0	0	0	0	81

TOTAL	0	0	20	0	0	2	435	9	0	1	2	0	0	0	0	0	469

NE 6TH STREET & BISCAYNE BOULEVARD/US 1
 MIAMI, FLORIDA
 COUNTED BY: Y. MARQUEZ & M. ESPINOSA
 SIGNALIZED

TRAFFIC SURVEY SPECIALISTS, INC.
 624 GARDENIA TERRACE
 DELRAY BEACH, FLORIDA 33444
 (561) 272-3255 FAX (561) 272-4381


Site Code : 00090010
 Start Date: 02/19/09
 File I.D. : 6ST_BISC
 Page : 1

PEDESTRIANS

Date	BISCAYNE BOULEVARD/US 1 From North				NE 6TH STREET From East				BISCAYNE BOULEVARD/US 1 From South				NE 6TH STREET From West				Total
	Left	Thru	RIGHT	PEDS	Left	Thru	RIGHT	PEDS	Left	Thru	RIGHT	PEDS	Left	Thru	RIGHT	PEDS	
02/19/09	-----																
07:00	0	0	0	1	0	0	0	1	0	0	0	0	0	0	0	1	3
07:15	0	0	0	0	0	0	0	2	0	0	0	0	0	0	0	1	3
07:30	0	0	0	0	0	0	0	5	0	0	0	0	0	0	0	3	8
07:45	0	0	0	1	0	0	0	3	0	0	0	0	0	0	0	3	7
Hr Total	0	0	0	2	0	0	0	11	0	0	0	0	0	0	0	8	21
08:00	0	0	0	4	0	0	0	4	0	0	0	0	0	0	0	1	9
08:15	0	0	0	2	0	0	0	4	0	0	0	0	0	0	0	0	6
08:30	0	0	0	0	0	0	0	1	0	0	0	0	0	0	0	1	2
08:45	0	0	0	1	0	0	0	2	0	0	0	0	0	0	0	2	5
Hr Total	0	0	0	7	0	0	0	11	0	0	0	0	0	0	0	4	22
----- * BREAK * -----																	
16:00	0	0	0	0	0	0	0	1	0	0	0	1	0	0	0	12	14
16:15	0	0	0	3	0	0	0	4	0	0	0	0	0	0	0	3	10
16:30	0	0	0	5	0	0	0	8	0	0	0	0	0	0	0	2	15
16:45	0	0	0	0	0	0	0	0	0	0	0	0	0	0	0	2	2
Hr Total	0	0	0	8	0	0	0	13	0	0	0	1	0	0	0	19	41
17:00	0	0	0	0	0	0	0	13	0	0	0	0	0	0	0	3	16
17:15	0	0	0	0	0	0	0	2	0	0	0	0	0	0	0	3	5
17:30	0	0	0	0	0	0	0	5	0	0	0	0	0	0	0	0	5
17:45	0	0	0	0	0	0	0	5	0	0	0	0	0	0	0	3	8
Hr Total	0	0	0	0	0	0	0	25	0	0	0	0	0	0	0	9	34

TOTAL	0	0	0	17	0	0	0	60	0	0	0	1	0	0	0	40	118

↑
North



Miami, Florida
February 19, 2009
drawn by: Luis Palomino
Signalized

TRAFFIC SURVEY SPECIALISTS, INC.

NE 5TH STREET & BISCAYNE BOULEVARD/US 1

624 GARDENIA TERRACE

Site Code : 00090010

MIAMI, FLORIDA

DELRAY BEACH, FLORIDA 33444

Start Date: 02/19/09

COUNTED BY: S. MALONE & J. MOLESTINA

(561) 272-3255 FAX (561) 272-4381

File I.D. : 5STR_BIS

SIGNALIZED

Page : 1

LIGHT VEHICLES, HEAVY VEHICLES

Date	BISCAYNE BOULEVARD/US 1 From North				NE 5TH STREET From East				BISCAYNE BOULEVARD/US 1 From South				NE 5TH STREET From West				Total
	UTurn	Left	Thru	Right	UTurn	Left	Thru	Right	UTurn	Left	Thru	Right	UTurn	Left	Thru	Right	
02/19/09	-----																
07:00	0	120	126	0	0	0	0	0	0	0	103	33	0	15	113	7	517
07:15	0	107	163	0	0	0	0	0	0	0	132	49	0	6	106	10	573
07:30	0	109	218	0	0	0	0	0	0	0	139	50	0	8	126	11	661
07:45	0	106	248	0	0	0	0	0	0	0	198	47	0	12	128	16	755
Hr Total	0	442	755	0	0	0	0	0	0	0	572	179	0	41	473	44	2506
08:00	0	107	274	0	0	0	0	0	0	0	153	46	0	20	142	32	774
08:15	1	88	291	0	0	0	0	0	0	0	201	53	0	36	125	34	829
08:30	0	117	277	0	0	0	0	0	0	0	181	33	0	27	135	33	803
08:45	0	126	336	0	0	0	0	0	0	0	208	43	0	16	149	31	909
Hr Total	1	438	1178	0	0	0	0	0	0	0	743	175	0	99	551	130	3315
----- * BREAK * -----																	
16:00	0	23	190	0	0	0	0	0	0	0	320	20	0	36	25	19	633
16:15	1	32	201	0	0	0	0	0	0	0	305	20	0	30	44	12	645
16:30	0	23	204	0	0	0	0	0	0	0	309	18	0	48	27	19	648
16:45	0	15	224	0	0	0	0	0	0	0	308	12	0	40	23	20	642
Hr Total	1	93	819	0	0	0	0	0	0	0	1242	70	0	154	119	70	2568
17:00	1	16	224	0	0	0	0	0	0	0	407	18	0	55	31	20	772
17:15	0	19	230	0	0	0	0	0	0	0	413	15	0	50	27	30	784
17:30	0	33	223	0	0	0	0	0	0	0	409	18	0	48	23	17	771
17:45	3	24	219	0	0	0	0	0	0	0	418	16	0	53	29	16	778
Hr Total	4	92	896	0	0	0	0	0	0	0	1647	67	0	206	110	83	3105

TOTAL	6	1065	3648	0	0	0	0	0	0	0	4204	491	0	500	1253	327	11494

NE 5TH STREET & BISCAYNE BOULEVARD/US 1
 MIAMI, FLORIDA
 COUNTED BY: S. MALONE & J. MOLESTINA
 SIGNALIZED

TRAFFIC SURVEY SPECIALISTS, INC.
 624 GARDENIA TERRACE
 DELRAY BEACH, FLORIDA 33444
 (561) 272-3255 FAX (561) 272-4381

Site Code : 00090010
 Start Date: 02/19/09
 File I.D. : 5STR_BIS
 Page : 2

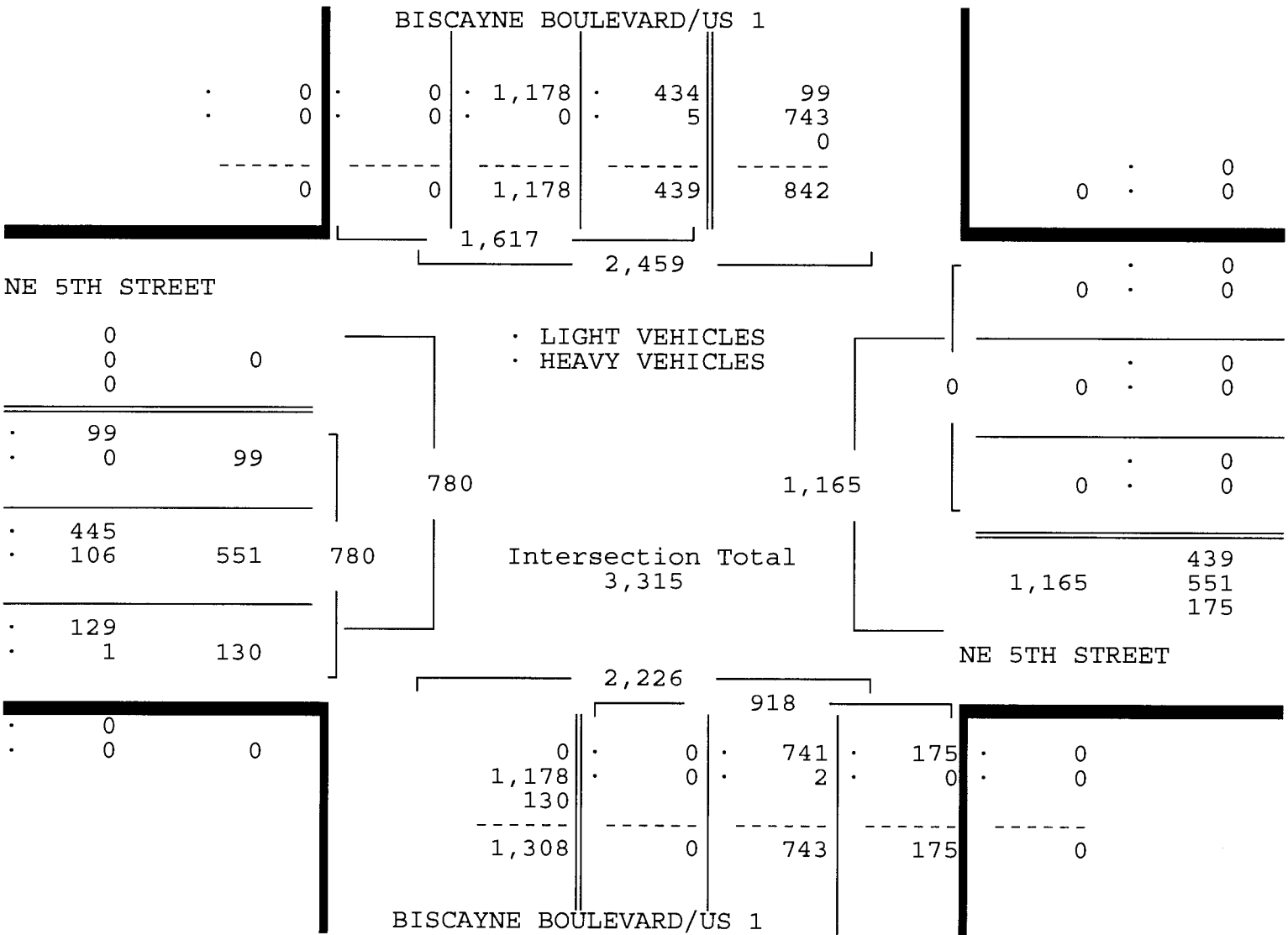
LIGHT VEHICLES, HEAVY VEHICLES

BISCAYNE BOULEVARD/US 1				NE 5TH STREET				BISCAYNE BOULEVARD/US 1				NE 5TH STREET				Total
From North				From East				From South				From West				
UTurn	Left	Thru	Right	UTurn	Left	Thru	Right	UTurn	Left	Thru	Right	UTurn	Left	Thru	Right	

Date 02/19/09

Peak Hour Analysis By Entire Intersection for the Period: 07:00 to 09:00 on 02/19/09

Peak start	08:00				08:00				08:00						
Volume	1	438	1178	0	0	0	0	0	0	743	175	0	99	551	130
Percent	0%	27%	73%	0%	0%	0%	0%	0%	0%	81%	19%	0%	13%	71%	17%
Pk total	1617				918				780						
Highest	08:45				08:15				08:45						
Volume	0	126	336	0	0	0	0	0	0	201	53	0	16	149	31
Hi total	462				254				196						
PHF	.88				.90				.99						



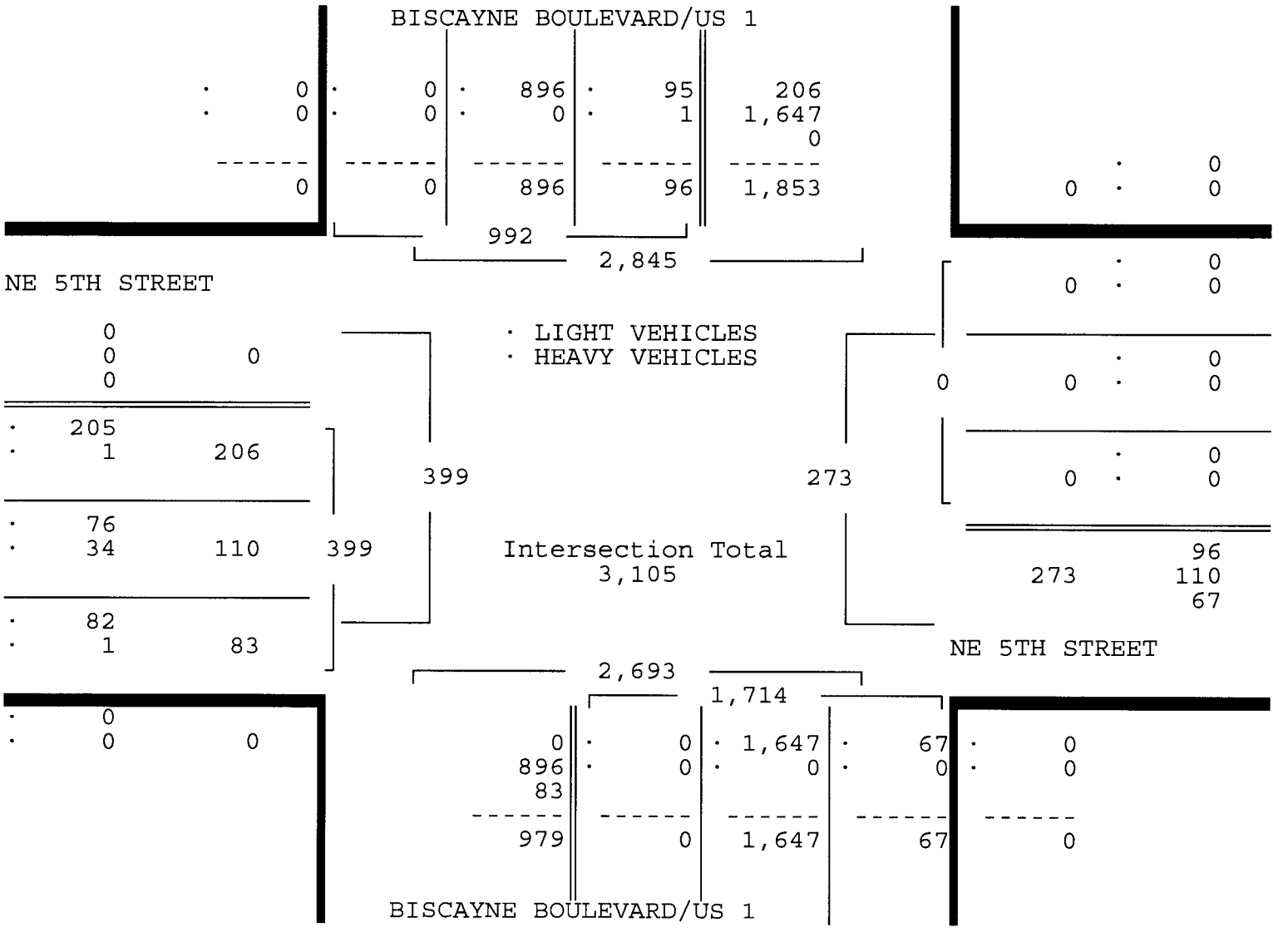
LIGHT VEHICLES, HEAVY VEHICLES

BISCAYNE BOULEVARD/US 1				NE 5TH STREET				BISCAYNE BOULEVARD/US 1				NE 5TH STREET				Total
From North				From East				From South				From West				
UTurn	Left	Thru	Right	UTurn	Left	Thru	Right	UTurn	Left	Thru	Right	UTurn	Left	Thru	Right	

Date 02/19/09

Peak Hour Analysis By Entire Intersection for the Period: 16:00 to 18:00 on 02/19/09

Peak start 17:00	17:00								17:00							
Volume	4	92	896	0	0	0	0	0	0	1647	67	0	206	110	83	
Percent	0%	9%	90%	0%	0%	0%	0%	0%	0%	96%	4%	0%	52%	28%	21%	
Pk total	992								1714							
Highest	17:30								17:45							
Volume	0	33	223	0	0	0	0	0	0	418	16	0	50	27	30	
Hi total	256								434							
PHF	.97								.99							



NE 5TH STREET & BISCAYNE BOULEVARD/US 1
 MIAMI, FLORIDA
 COUNTED BY: S. MALONE & J. MOLESTINA
 SIGNALIZED

TRAFFIC SURVEY SPECIALISTS, INC.
 624 GARDENIA TERRACE
 DELRAY BEACH, FLORIDA 33444
 (561) 272-3255 FAX (561) 272-4381

Site Code : 00090010
 Start Date: 02/19/09
 File I.D. : 5STR_BIS
 Page : 1

HEAVY VEHICLES

Date 02/19/09	BISCAYNE BOULEVARD/US 1 From North				NE 5TH STREET From East				BISCAYNE BOULEVARD/US 1 From South				NE 5TH STREET From West				Total
	UTurn	Left	Thru	Right	UTurn	Left	Thru	Right	UTurn	Left	Thru	Right	UTurn	Left	Thru	Right	
07:00	0	4	0	0	0	0	0	0	0	0	1	1	0	0	32	0	38
07:15	0	0	1	0	0	0	0	0	0	0	1	0	0	0	18	0	20
07:30	0	3	0	0	0	0	0	0	0	0	1	0	0	0	28	0	32
07:45	0	1	2	0	0	0	0	0	0	0	0	0	0	0	23	0	26
Hr Total	0	8	3	0	0	0	0	0	0	0	3	1	0	0	101	0	116
08:00	0	2	0	0	0	0	0	0	0	0	1	0	0	0	28	1	32
08:15	0	0	0	0	0	0	0	0	0	0	1	0	0	0	27	0	28
08:30	0	3	0	0	0	0	0	0	0	0	0	0	0	0	24	0	27
08:45	0	0	0	0	0	0	0	0	0	0	0	0	0	0	27	0	27
Hr Total	0	5	0	0	0	0	0	0	0	0	2	0	0	0	106	1	114
* BREAK *																	
16:00	0	0	0	0	0	0	0	0	0	0	0	1	0	0	12	0	13
16:15	0	0	0	0	0	0	0	0	0	0	0	0	0	0	21	0	21
16:30	0	0	0	0	0	0	0	0	0	0	0	0	0	0	13	0	13
16:45	0	1	0	0	0	0	0	0	0	0	0	0	0	0	6	0	7
Hr Total	0	1	0	0	0	0	0	0	0	0	0	1	0	0	52	0	54
17:00	0	0	0	0	0	0	0	0	0	0	0	0	0	0	5	0	5
17:15	0	0	0	0	0	0	0	0	0	0	0	0	0	0	8	0	8
17:30	0	0	0	0	0	0	0	0	0	0	0	0	0	1	8	1	10
17:45	0	1	0	0	0	0	0	0	0	0	0	0	0	0	13	0	14
Hr Total	0	1	0	0	0	0	0	0	0	0	0	0	0	1	34	1	37
TOTAL	0	15	3	0	0	0	0	0	0	0	5	2	0	1	293	2	321

NE 5TH STREET & BISCAYNE BOULEVARD/US 1
 MIAMI, FLORIDA
 COUNTED BY: S. MALONE & J. MOLESTINA
 SIGNALIZED

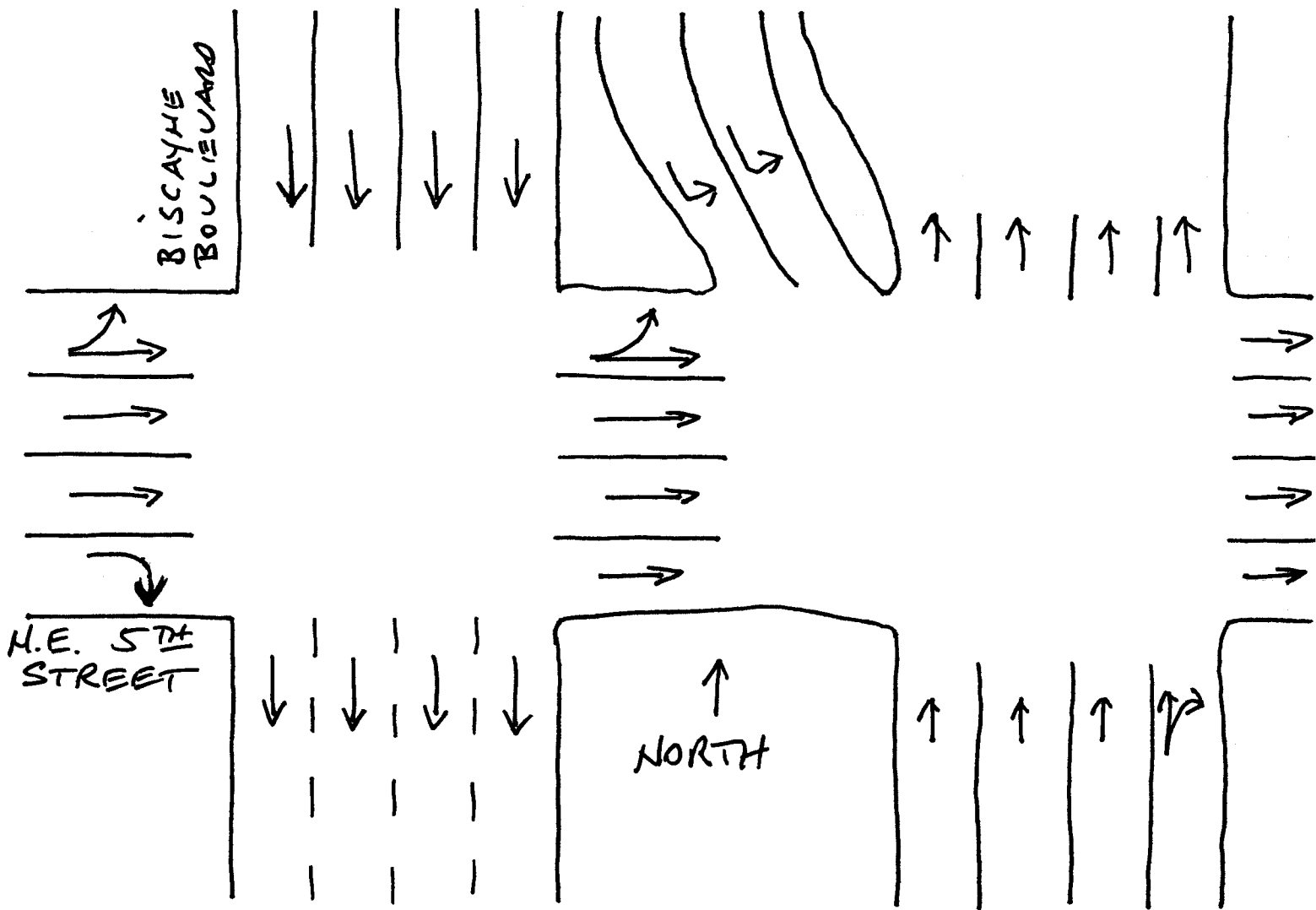
TRAFFIC SURVEY SPECIALISTS, INC.
 624 GARDENIA TERRACE
 DELRAY BEACH, FLORIDA 33444
 (561) 272-3255 FAX (561) 272-4381

Site Code : 00090010
 Start Date: 02/19/09
 File I.D. : 5STR_BIS
 Page : 1

PEDESTRIANS

Date	BISCAYNE BOULEVARD/US 1 From North				NE 5TH STREET From East				BISCAYNE BOULEVARD/US 1 From South				NE 5TH STREET From West				Total
	Left	Thru	RIGHT	PEDS	Left	Thru	RIGHT	PEDS	Left	Thru	RIGHT	PEDS	Left	Thru	RIGHT	PEDS	
02/19/09	-----																
07:00	0	0	0	0	0	0	0	0	0	0	0	0	0	0	0	0	0
07:15	0	0	0	0	0	0	0	1	0	0	0	0	0	0	0	2	3
07:30	0	0	0	1	0	0	0	0	0	0	0	0	0	0	0	4	5
07:45	0	0	0	0	0	0	0	0	0	0	0	0	0	0	0	3	3
Hr Total	0	0	0	1	0	0	0	1	0	0	0	0	0	0	0	9	11
08:00	0	0	0	0	0	0	0	0	0	0	0	0	0	0	0	2	2
08:15	0	0	0	0	0	0	0	0	0	0	0	2	0	0	0	3	5
08:30	0	0	0	0	0	0	0	0	0	0	0	0	0	0	0	5	5
08:45	0	0	0	0	0	0	0	0	0	0	0	0	0	0	0	1	1
Hr Total	0	0	0	0	0	0	0	0	0	0	0	2	0	0	0	11	13
----- * BREAK * -----																	
16:00	0	0	0	0	0	0	0	0	0	0	0	8	0	0	0	13	21
16:15	0	0	0	1	0	0	0	7	0	0	0	7	0	0	0	4	19
16:30	0	0	0	0	0	0	0	4	0	0	0	1	0	0	0	2	7
16:45	0	0	0	3	0	0	0	1	0	0	0	5	0	0	0	5	14
Hr Total	0	0	0	4	0	0	0	12	0	0	0	21	0	0	0	24	61
17:00	0	0	0	0	0	0	0	6	0	0	0	3	0	0	0	4	13
17:15	0	0	0	0	0	0	0	3	0	0	0	1	0	0	0	3	7
17:30	0	0	0	0	0	0	0	0	0	0	0	8	0	0	0	9	17
17:45	0	0	0	1	0	0	0	0	0	0	0	7	0	0	0	8	16
Hr Total	0	0	0	1	0	0	0	9	0	0	0	19	0	0	0	24	53

TOTAL	0	0	0	6	0	0	0	22	0	0	0	42	0	0	0	68	138



MIAMI, FLORIDA
 FEBRUARY, 19, 2009
 DRAWN BY: KEVIN MENALDY
 SIGNALIZED

BAY
 SIDE

NE 11TH STREET & BISCAYNE BOULEVARD/US 1
 MIAMI, FLORIDA
 COUNTED BY: L. PASS & M. GOMEZ
 SIGNALIZED

TRAFFIC SURVEY SPECIALISTS, INC.
 624 GARDENIA TERRACE
 DELRAY BEACH, FLORIDA 33444
 (561) 272-3255 FAX (561) 272-4381

Site Code : 00090010
 Start Date: 03/10/09
 File I.D. : 11SBISC_
 Page : 1

LIGHT VEHICLES, HEAVY VEHICLES

Date	BISCAYNE BOULEVARD/US 1 From North				----- From East				BISCAYNE BOULEVARD/US 1 From South				NE 11TH STREET From West				Total
	UTurn	Left	Thru	Right	UTurn	Left	Thru	Right	UTurn	Left	Thru	Right	UTurn	Left	Thru	Right	
03/10/09																	
16:00	1	0	256	8	0	0	0	0	4	6	383	0	0	0	0	6	664
16:15	1	0	317	3	0	0	0	0	4	9	344	0	0	1	0	3	682
16:30	1	0	323	5	0	0	0	0	2	15	425	0	0	2	0	2	775
16:45	2	0	362	6	0	0	0	0	4	20	400	0	0	2	0	5	801
Hr Total	5	0	1258	22	0	0	0	0	14	50	1552	0	0	5	0	16	2922
17:00	4	0	373	5	0	0	0	0	2	11	455	0	0	1	0	0	851
17:15	3	0	378	9	0	0	0	0	1	21	470	0	0	4	0	0	886
17:30	3	0	400	4	0	0	0	0	0	12	465	0	0	9	0	4	897
17:45	1	0	366	6	0	0	0	0	2	20	443	0	0	4	0	3	845
Hr Total	11	0	1517	24	0	0	0	0	5	64	1833	0	0	18	0	7	3479
TOTAL	16	0	2775	46	0	0	0	0	19	114	3385	0	0	23	0	23	6401

NE 11TH STREET & BISCAYNE BOULEVARD/US 1
 MIAMI, FLORIDA
 COUNTED BY: L. PASS & M. GOMEZ
 SIGNALIZED

TRAFFIC SURVEY SPECIALISTS, INC.
 624 GARDENIA TERRACE
 DELRAY BEACH, FLORIDA 33444
 (561) 272-3255 FAX (561) 272-4381

Site Code : 00090010
 Start Date: 03/10/09
 File I.D. : 11SBISC_
 Page : 2

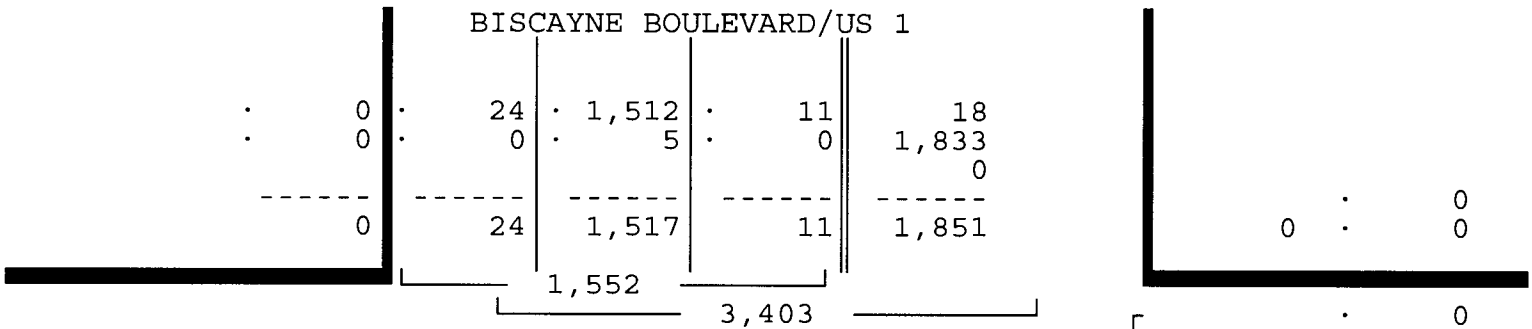
LIGHT VEHICLES, HEAVY VEHICLES

BISCAYNE BOULEVARD/US 1				BISCAYNE BOULEVARD/US 1				BISCAYNE BOULEVARD/US 1				NE 11TH STREET				Total
From North				From East				From South				From West				
UTurn	Left	Thru	Right	UTurn	Left	Thru	Right	UTurn	Left	Thru	Right	UTurn	Left	Thru	Right	

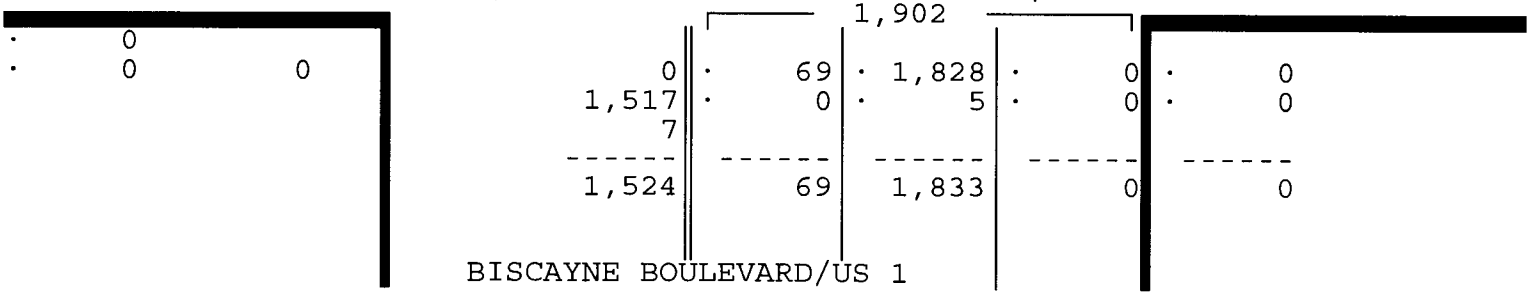
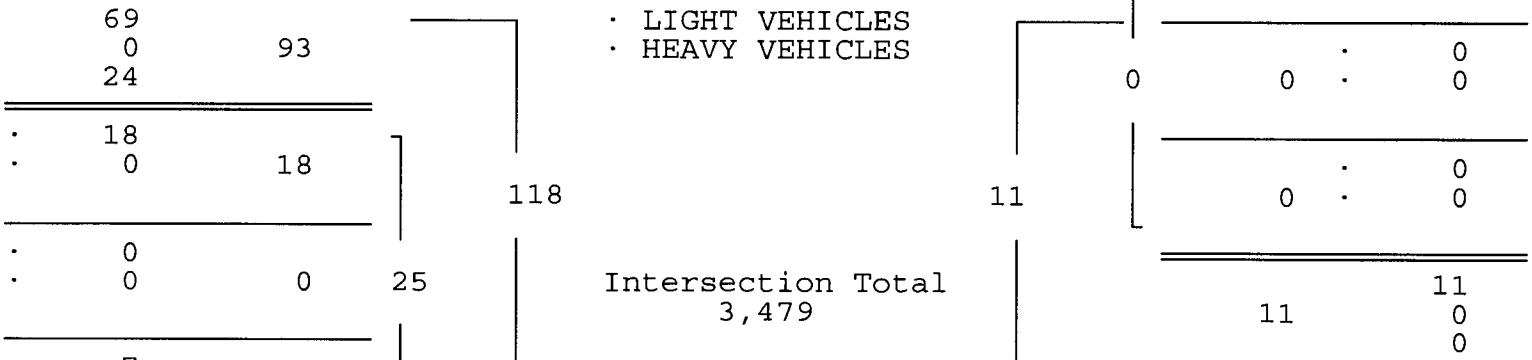
Date 03/10/09

Peak Hour Analysis By Entire Intersection for the Period: 16:00 to 18:00 on 03/10/09

Peak start 17:00	17:00								17:00							
Volume	11	0	1517	24	0	0	0	0	5	64	1833	0	0	18	0	7
Percent	1%	0%	98%	2%	0%	0%	0%	0%	0%	3%	96%	0%	0%	72%	0%	28%
Pk total	1552				0				1902				25			
Highest	17:30				16:00				17:15				17:30			
Volume	3	0	400	4	0	0	0	0	1	21	470	0	0	9	0	4
Hi total	407				0				492				13			
PHF	.95				.0				.97				.48			



NE 11TH STREET



NE 11TH STREET & BISCAYNE BOULEVARD/US 1
 MIAMI, FLORIDA
 COUNTED BY: L. PASS & M. GOMEZ
 SIGNALIZED

TRAFFIC SURVEY SPECIALISTS, INC.
 624 GARDENIA TERRACE
 DELRAY BEACH, FLORIDA 33444
 (561) 272-3255 FAX (561) 272-4381

Site Code : 00090010
 Start Date: 03/10/09
 File I.D. : 11SBISC_
 Page : 1

HEAVY VEHICLES

Date	BISCAYNE BOULEVARD/US 1 From North				----- From East				BISCAYNE BOULEVARD/US 1 From South				NE 11TH STREET From West				Total	
	UTurn	Left	Thru	Right	UTurn	Left	Thru	Right	UTurn	Left	Thru	Right	UTurn	Left	Thru	Right		
16:00	0	0	2	0	0	0	0	0	0	0	0	2	0	0	0	0	0	4
16:15	0	0	0	0	0	0	0	0	0	0	0	0	0	0	0	0	0	0
16:30	0	0	0	0	0	0	0	0	0	0	0	1	0	0	0	0	0	1
16:45	0	0	0	0	0	0	0	0	0	0	1	1	0	0	0	0	0	2
Hr Total	0	0	2	0	0	0	0	0	0	0	1	4	0	0	0	0	0	7
17:00	0	0	2	0	0	0	0	0	0	0	0	1	0	0	0	0	0	3
17:15	0	0	1	0	0	0	0	0	0	0	0	1	0	0	0	0	0	2
17:30	0	0	1	0	0	0	0	0	0	0	0	1	0	0	0	0	0	2
17:45	0	0	1	0	0	0	0	0	0	0	0	2	0	0	0	0	0	3
Hr Total	0	0	5	0	0	0	0	0	0	0	0	5	0	0	0	0	0	10
TOTAL	0	0	7	0	0	0	0	0	0	0	1	9	0	0	0	0	0	17

NE 11TH STREET & BISCAYNE BOULEVARD/US 1
 MIAMI, FLORIDA
 COUNTED BY: L. PASS & M. GOMEZ
 SIGNALIZED

TRAFFIC SURVEY SPECIALISTS, INC.
 624 GARDENIA TERRACE
 DELRAY BEACH, FLORIDA 33444
 (561) 272-3255 FAX (561) 272-4381

Site Code : 00090010
 Start Date: 03/10/09
 File I.D. : 11SBISC_
 Page : 1

PEDESTRIANS

Date	BISCAYNE BOULEVARD/US 1 From North				----- From East				BISCAYNE BOULEVARD/US 1 From South				NE 11TH STREET From West				Total
	Left	Thru	RIGHT	PEDS	Left	Thru	RIGHT	PEDS	Left	Thru	RIGHT	PEDS	Left	Thru	RIGHT	PEDS	
03/10/09																	
16:00	0	0	0	0	0	0	0	0	0	0	0	0	0	0	0	5	5
16:15	0	0	0	0	0	0	0	0	0	0	0	0	0	0	0	4	4
16:30	0	0	0	0	0	0	0	0	0	0	0	0	0	0	0	5	5
16:45	0	0	0	4	0	0	0	0	0	0	0	2	0	0	0	2	8
Hr Total	0	0	0	4	0	0	0	0	0	0	0	2	0	0	0	16	22
17:00	0	0	0	0	0	0	0	0	0	0	0	3	0	0	0	2	5
17:15	0	0	0	0	0	0	0	0	0	0	0	1	0	0	0	4	5
17:30	0	0	0	0	0	0	0	0	0	0	0	0	0	0	0	1	1
17:45	0	0	0	0	0	0	0	0	0	0	0	2	0	0	0	4	6
Hr Total	0	0	0	0	0	0	0	0	0	0	0	6	0	0	0	11	17
TOTAL	0	0	0	4	0	0	0	0	0	0	0	8	0	0	0	27	39

NE 10TH STREET & BISCAYNE BOULEVARD/US 1
 MIAMI, FLORIDA
 COUNTED BY: G. JOHN & C. RUIZ
 SIGNALIZED

TRAFFIC SURVEY SPECIALISTS, INC.
 624 GARDENIA TERRACE
 DELRAY BEACH, FLORIDA 33444
 (561) 272-3255 FAX (561) 272-4381

Site Code : 00090010
 Start Date: 03/10/09
 File I.D. : 10SBISC_
 Page : 1

LIGHT VEHICLES, HEAVY VEHICLES

Date	BISCAYNE BOULEVARD/US 1 From North				BISCAYNE BOULEVARD/US 1 From East				BISCAYNE BOULEVARD/US 1 From South				NE 10TH STREET From West				Total
	UTurn	Left	Thru	Right	UTurn	Left	Thru	Right	UTurn	Left	Thru	Right	UTurn	Left	Thru	Right	
03/10/09																	
16:00	10	0	250	5	0	0	0	0	2	9	351	0	0	16	0	8	651
16:15	9	0	287	6	0	0	0	0	0	6	304	0	0	29	0	5	646
16:30	10	0	289	5	0	0	0	0	2	12	397	0	0	35	0	6	756
16:45	11	0	330	12	0	0	0	0	2	16	388	0	0	18	0	10	787
Hr Total	40	0	1156	28	0	0	0	0	6	43	1440	0	0	98	0	29	2840
17:00	9	0	314	5	0	0	0	0	2	12	427	0	0	25	0	14	808
17:15	10	0	333	2	0	0	0	0	0	14	466	0	0	21	0	8	854
17:30	6	0	358	8	0	0	0	0	1	11	412	0	0	43	0	11	850
17:45	6	0	346	2	0	0	0	0	2	13	429	0	0	26	0	13	837
Hr Total	31	0	1351	17	0	0	0	0	5	50	1734	0	0	115	0	46	3349
TOTAL	71	0	2507	45	0	0	0	0	11	93	3174	0	0	213	0	75	6189

NE 10TH STREET & BISCAYNE BOULEVARD/US 1
 MIAMI, FLORIDA
 COUNTED BY: G. JOHN & C. RUIZ
 SIGNALIZED

TRAFFIC SURVEY SPECIALISTS, INC.
 624 GARDENIA TERRACE
 DELRAY BEACH, FLORIDA 33444
 (561) 272-3255 FAX (561) 272-4381

Site Code : 00090010
 Start Date: 03/10/09
 File I.D. : 10SBISC_
 Page : 2

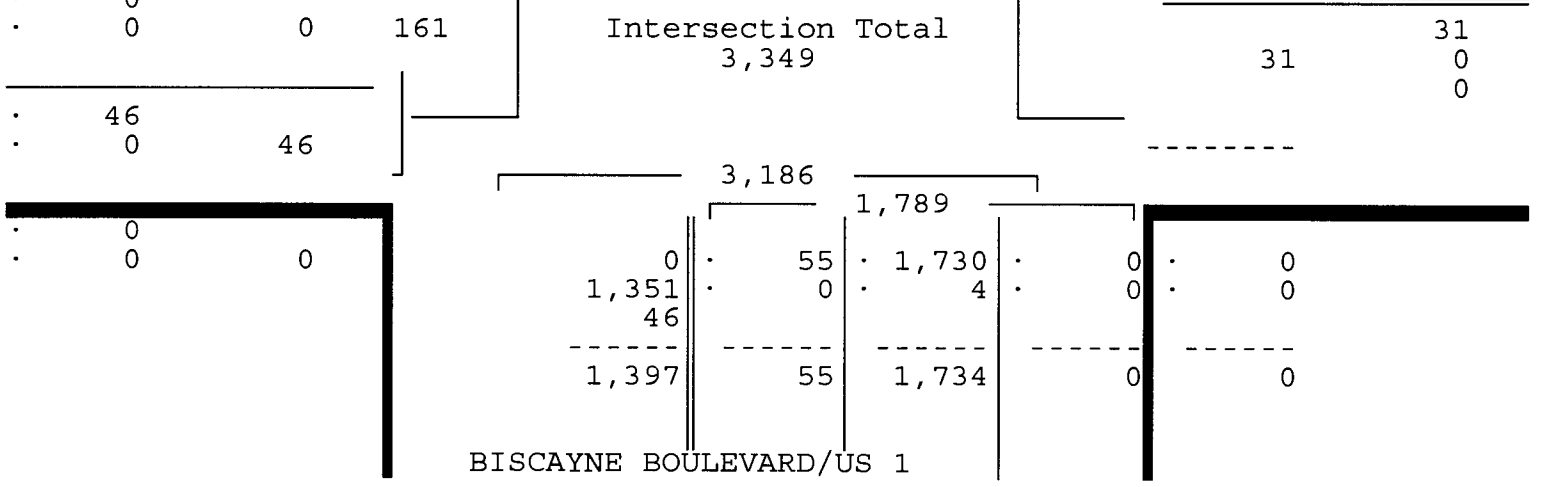
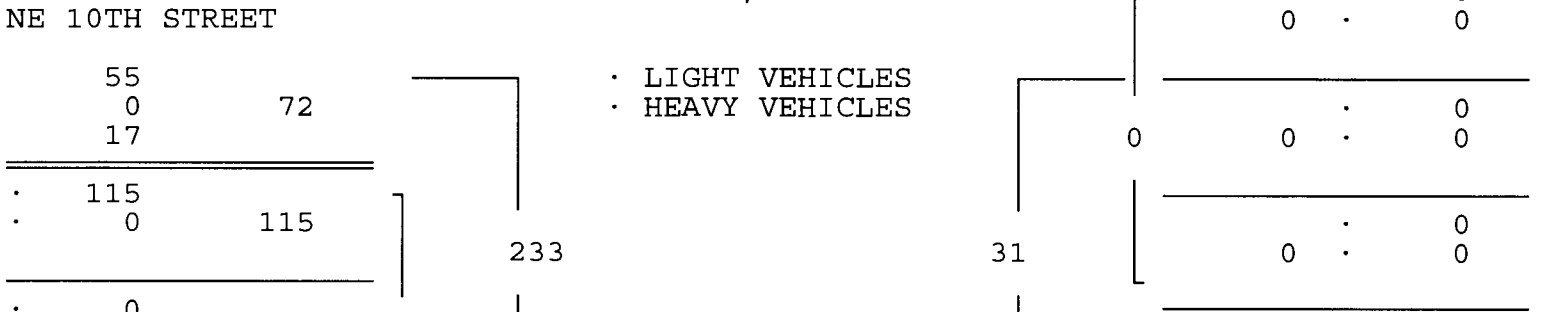

LIGHT VEHICLES, HEAVY VEHICLES

BISCAYNE BOULEVARD/US 1				BISCAYNE BOULEVARD/US 1				BISCAYNE BOULEVARD/US 1				NE 10TH STREET				Total
From North				From East				From South				From West				
UTurn	Left	Thru	Right	UTurn	Left	Thru	Right	UTurn	Left	Thru	Right	UTurn	Left	Thru	Right	

Date 03/10/09

Peak Hour Analysis By Entire Intersection for the Period: 16:00 to 18:00 on 03/10/09

Peak start 17:00				17:00				17:00				17:00				
Volume	31	0	1351	17	0	0	0	0	5	50	1734	0	0	115	0	46
Percent	2%	0%	97%	1%	0%	0%	0%	0%	0%	3%	97%	0%	0%	71%	0%	29%
Pk total	1399			0				1789				161				
Highest	17:30			16:00				17:15				17:30				
Volume	6	0	358	8	0	0	0	0	0	14	466	0	0	43	0	11
Hi total	372			0				480				54				
PHF	.94			.0				.93				.75				



NE 10TH STREET & BISCAYNE BOULEVARD/US 1
 MIAMI, FLORIDA
 COUNTED BY: G. JOHN & C. RUIZ
 SIGNALIZED

TRAFFIC SURVEY SPECIALISTS, INC.
 624 GARDENIA TERRACE
 DELRAY BEACH, FLORIDA 33444
 (561) 272-3255 FAX (561) 272-4381

Site Code : 00090010
 Start Date: 03/10/09
 File I.D. : 10SBISC_
 Page : 1

HEAVY VEHICLES

Date 03/10/09	BISCAYNE BOULEVARD/US 1 From North				BISCAYNE BOULEVARD/US 1 From East				BISCAYNE BOULEVARD/US 1 From South				NE 10TH STREET From West				Total
	UTurn	Left	Thru	Right	UTurn	Left	Thru	Right	UTurn	Left	Thru	Right	UTurn	Left	Thru	Right	
16:00	0	0	1	0	0	0	0	0	0	0	2	0	0	0	0	0	3
16:15	0	0	0	0	0	0	0	0	0	0	0	0	0	0	0	0	0
16:30	0	0	0	0	0	0	0	0	0	1	1	0	0	0	0	0	2
16:45	0	0	0	0	0	0	0	0	0	0	1	0	0	0	0	0	1
Hr Total	0	0	1	0	0	0	0	0	0	1	4	0	0	0	0	0	6
17:00	0	0	2	0	0	0	0	0	0	0	1	0	0	0	0	0	3
17:15	0	0	1	0	0	0	0	0	0	0	1	0	0	0	0	0	2
17:30	0	0	0	0	0	0	0	0	0	0	1	0	0	0	0	0	1
17:45	0	0	1	0	0	0	0	0	0	0	1	0	0	0	0	0	2
Hr Total	0	0	4	0	0	0	0	0	0	0	4	0	0	0	0	0	8
TOTAL	0	0	5	0	0	0	0	0	0	1	8	0	0	0	0	0	14

NE 10TH STREET & BISCAYNE BOULEVARD/US 1
 MIAMI, FLORIDA
 COUNTED BY: G. JOHN & C. RUIZ
 SIGNALIZED

TRAFFIC SURVEY SPECIALISTS, INC.
 624 GARDENIA TERRACE
 DELRAY BEACH, FLORIDA 33444
 (561) 272-3255 FAX (561) 272-4381

Site Code : 00090010
 Start Date: 03/10/09
 File I.D. : 10SBISC_
 Page : 1

PEDESTRIANS

Date	BISCAYNE BOULEVARD/US 1 From North				----- From East				BISCAYNE BOULEVARD/US 1 From South				NE 10TH STREET From West				Total
	Left	Thru	RIGHT	PEDS	Left	Thru	RIGHT	PEDS	Left	Thru	RIGHT	PEDS	Left	Thru	RIGHT	PEDS	
03/10/09																	
16:00	0	0	0	9	0	0	0	0	0	0	0	0	0	0	0	6	15
16:15	0	0	0	1	0	0	0	0	0	0	0	0	0	0	0	1	2
16:30	0	0	0	0	0	0	0	0	0	0	0	2	0	0	0	2	4
16:45	0	0	0	2	0	0	0	0	0	0	0	2	0	0	0	3	7
Hr Total	0	0	0	12	0	0	0	0	0	0	0	4	0	0	0	12	28
17:00	0	0	0	3	0	0	0	0	0	0	0	0	0	0	0	1	4
17:15	0	0	0	6	0	0	0	3	0	0	0	0	0	0	0	0	9
17:30	0	0	0	3	0	0	0	1	0	0	0	0	0	0	0	1	5
17:45	0	0	0	1	0	0	0	3	0	0	0	0	0	0	0	3	7
Hr Total	0	0	0	13	0	0	0	7	0	0	0	0	0	0	0	5	25
TOTAL	0	0	0	25	0	0	0	7	0	0	0	4	0	0	0	17	53

NE 9TH STREET & BISCAYNE BOULEVARD/US 1
 MIAMI, FLORIDA
 COUNTED BY: Y. MARQUEZ & M. MALONE
 SIGNALIZED

TRAFFIC SURVEY SPECIALISTS, INC.
 624 GARDENIA TERRACE
 DELRAY BEACH, FLORIDA 33444
 (561) 272-3255 FAX (561) 272-4381

Site Code : 00090010
 Start Date: 03/10/09
 File I.D. : 9STBISC_
 Page : 1

LIGHT VEHICLES, HEAVY VEHICLES

Date 03/10/09	BISCAYNE BOULEVARD/US 1 From North				DRIVEWAY From East				BISCAYNE BOULEVARD/US 1 From South				NE 9TH STREET From West				Total
	UTurn	Left	Thru	Right	UTurn	Left	Thru	Right	UTurn	Left	Thru	Right	UTurn	Left	Thru	Right	
16:00	0	0	258	5	0	0	0	0	1	1	365	0	0	5	0	3	638
16:15	0	0	278	9	0	0	0	0	0	5	320	2	0	7	0	0	621
16:30	3	0	301	14	0	0	0	0	0	2	416	0	0	11	0	4	751
16:45	0	0	355	7	0	0	0	0	0	3	391	0	0	11	0	5	772
Hr Total	3	0	1192	35	0	0	0	0	1	11	1492	2	0	34	0	12	2782
17:00	0	0	357	12	0	0	0	0	1	6	430	0	0	8	0	3	817
17:15	0	0	370	8	0	0	0	0	0	0	478	0	0	14	0	4	874
17:30	2	0	394	10	0	0	0	0	1	5	421	0	0	6	0	4	843
17:45	0	0	367	5	0	0	0	0	2	2	439	0	0	10	0	1	826
Hr Total	2	0	1488	35	0	0	0	0	4	13	1768	0	0	38	0	12	3360
TOTAL	5	0	2680	70	0	0	0	0	5	24	3260	2	0	72	0	24	6142

NE 9TH STREET & BISCAYNE BOULEVARD/US 1
 MIAMI, FLORIDA
 COUNTED BY: Y. MARQUEZ & M. MALONE
 SIGNALIZED

TRAFFIC SURVEY SPECIALISTS, INC.
 624 GARDENIA TERRACE
 DELRAY BEACH, FLORIDA 33444
 (561) 272-3255 FAX (561) 272-4381

Site Code : 00090010
 Start Date: 03/10/09
 File I.D. : 9STBISC_
 Page : 2

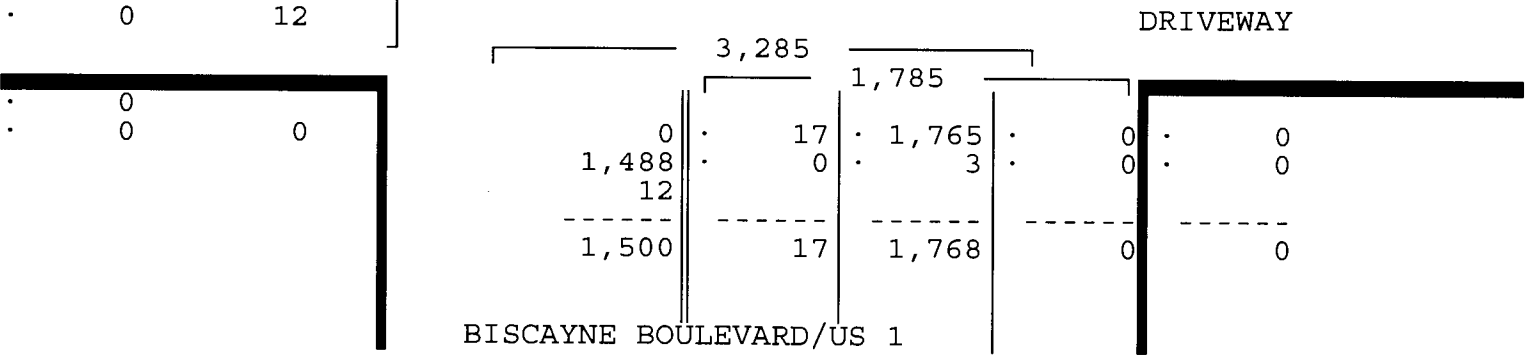
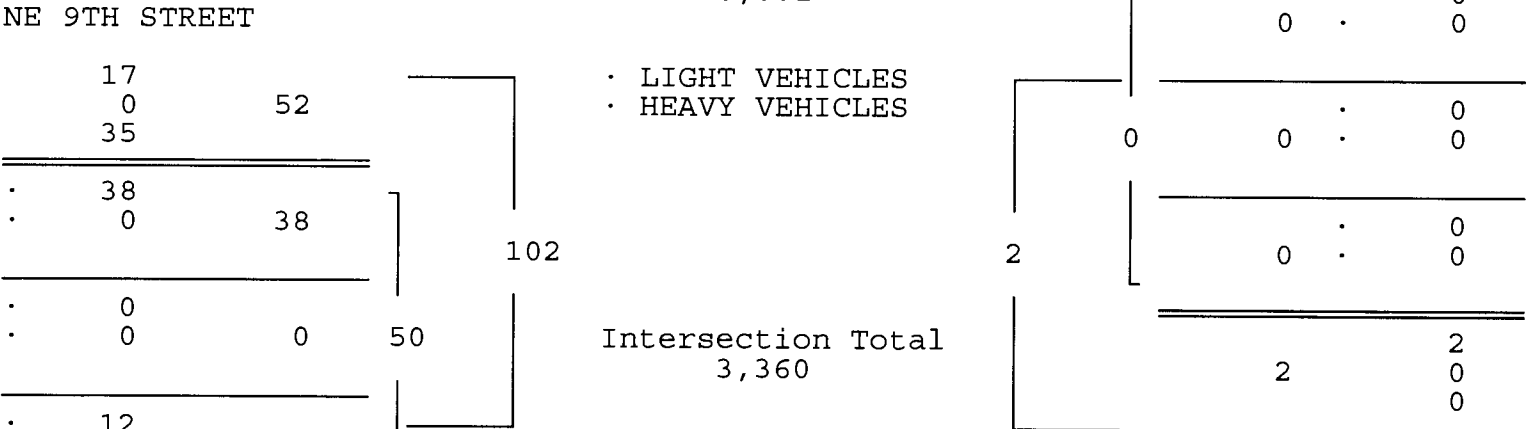
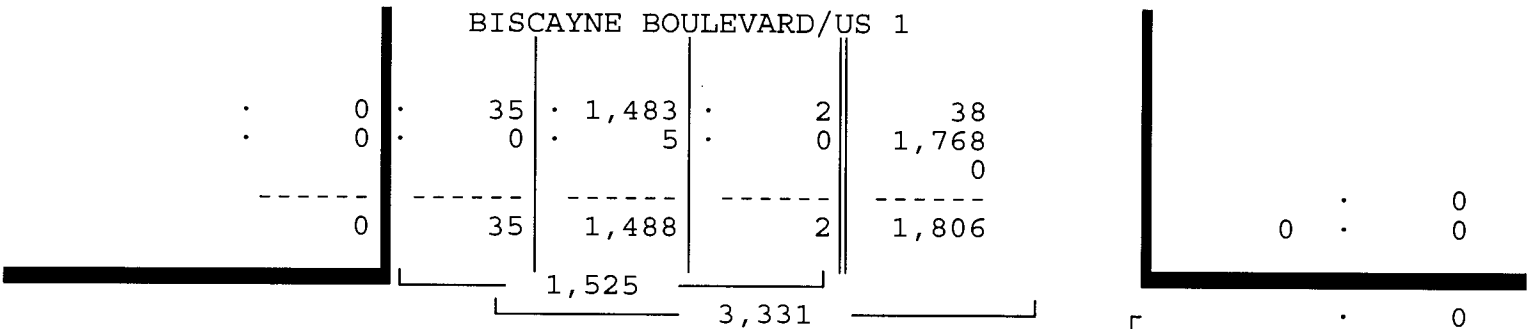
LIGHT VEHICLES, HEAVY VEHICLES

BISCAYNE BOULEVARD/US 1 From North				DRIVEWAY From East				BISCAYNE BOULEVARD/US 1 From South				NE 9TH STREET From West				Total
UTurn	Left	Thru	Right	UTurn	Left	Thru	Right	UTurn	Left	Thru	Right	UTurn	Left	Thru	Right	

Date 03/10/09

Peak Hour Analysis By Entire Intersection for the Period: 16:00 to 18:00 on 03/10/09

Peak start 17:00				17:00				17:00				17:00				
Volume	2	0	1488	35	0	0	0	0	4	13	1768	0	0	38	0	12
Percent	0%	0%	98%	2%	0%	0%	0%	0%	0%	1%	99%	0%	0%	76%	0%	24%
Pk total	1525			0				1785				50				
Highest	17:30			16:00				17:15				17:15				
Volume	2	0	394	10	0	0	0	0	0	0	478	0	0	14	0	4
Hi total	406			0				478				18				
PHF	.94			.0				.93				.69				



NE 9TH STREET & BISCAYNE BOULEVARD/US 1
 MIAMI, FLORIDA
 COUNTED BY: Y. MARQUEZ & M. MALONE
 SIGNALIZED

TRAFFIC SURVEY SPECIALISTS, INC.
 624 GARDENIA TERRACE
 DELRAY BEACH, FLORIDA 33444
 (561) 272-3255 FAX (561) 272-4381

Site Code : 00090010
 Start Date: 03/10/09
 File I.D. : 9STBISC_
 Page : 1

HEAVY VEHICLES

Date	BISCAYNE BOULEVARD/US 1 From North				DRIVEWAY From East				BISCAYNE BOULEVARD/US 1 From South				NE 9TH STREET From West				Total
	UTurn	Left	Thru	Right	UTurn	Left	Thru	Right	UTurn	Left	Thru	Right	UTurn	Left	Thru	Right	
03/10/09																	
16:00	0	0	2	0	0	0	0	0	0	0	2	0	0	0	0	0	4
16:15	0	0	0	0	0	0	0	0	0	0	0	0	0	0	0	0	0
16:30	0	0	0	0	0	0	0	0	0	0	3	0	0	0	0	0	3
16:45	0	0	0	0	0	0	0	0	0	0	1	0	0	0	0	0	1
Hr Total	0	0	2	0	0	0	0	0	0	0	6	0	0	0	0	0	8
17:00	0	0	2	0	0	0	0	0	0	0	0	0	0	0	0	0	2
17:15	0	0	1	0	0	0	0	0	0	0	1	0	0	0	0	0	2
17:30	0	0	1	0	0	0	0	0	0	0	1	0	0	0	0	0	2
17:45	0	0	1	0	0	0	0	0	0	0	1	0	0	0	0	0	2
Hr Total	0	0	5	0	0	0	0	0	0	0	3	0	0	0	0	0	8
TOTAL	0	0	7	0	0	0	0	0	0	0	9	0	0	0	0	0	16

NE 9TH STREET & BISCAYNE BOULEVARD/US 1
 MIAMI, FLORIDA
 COUNTED BY: Y. MARQUEZ & M. MALONE
 SIGNALIZED

TRAFFIC SURVEY SPECIALISTS, INC.
 624 GARDENIA TERRACE
 DELRAY BEACH, FLORIDA 33444
 (561) 272-3255 FAX (561) 272-4381

Site Code : 00090010
 Start Date: 03/10/09
 File I.D. : 9STBISC_
 Page : 1

PEDESTRIANS

Date 03/10/09	BISCAYNE BOULEVARD/US 1 From North				DRIVEWAY From East				BISCAYNE BOULEVARD/US 1 From South				NE 9TH STREET From West				Total
	Left	Thru	RIGHT	PEDS	Left	Thru	RIGHT	PEDS	Left	Thru	RIGHT	PEDS	Left	Thru	RIGHT	PEDS	
16:00	0	0	0	0	0	0	0	0	0	0	0	2	0	0	0	5	7
16:15	0	0	0	3	0	0	0	0	0	0	0	1	0	0	0	7	11
16:30	0	0	0	3	0	0	0	0	0	0	0	1	0	0	0	4	8
16:45	0	0	0	1	0	0	0	0	0	0	0	0	0	0	0	4	5
Hr Total	0	0	0	7	0	0	0	0	0	0	0	4	0	0	0	20	31
17:00	0	0	0	3	0	0	0	0	0	0	0	3	0	0	0	4	10
17:15	0	0	0	5	0	0	0	0	0	0	0	9	0	0	0	8	22
17:30	0	0	0	1	0	0	0	0	0	0	0	2	0	0	0	3	6
17:45	0	0	0	6	0	0	0	0	0	0	0	9	0	0	0	4	19
Hr Total	0	0	0	15	0	0	0	0	0	0	0	23	0	0	0	19	57
TOTAL	0	0	0	22	0	0	0	0	0	0	0	27	0	0	0	39	88

NE 8TH STREET & BISCAYNE BOULEVARD/US 1
 MIAMI, FLORIDA
 COUNTED BY: J. MOLESTINA & C. WILTZ
 SIGNALIZED

TRAFFIC SURVEY SPECIALISTS, INC.
 624 GARDENIA TERRACE
 DELRAY BEACH, FLORIDA 33444
 (561) 272-3255 FAX (561) 272-4381

Site Code : 00090010
 Start Date: 03/10/09
 File I.D. : 8STBISC_
 Page : 1

LIGHT VEHICLES, HEAVY VEHICLES

Date	BISCAYNE BOULEVARD/US 1 From North				NE 8TH STREET From East				BISCAYNE BOULEVARD/US 1 From South				NE 8TH STREET From West				Total
	UTurn	Left	Thru	Right	UTurn	Left	Thru	Right	UTurn	Left	Thru	Right	UTurn	Left	Thru	Right	
16:00	2	4	240	6	0	2	1	12	1	3	311	3	0	9	2	3	599
16:15	7	3	235	10	0	1	4	6	0	6	316	3	0	20	5	2	618
16:30	4	2	304	4	0	1	2	7	1	3	372	2	0	26	2	4	734
16:45	3	1	318	4	0	1	0	4	1	9	343	8	0	20	6	2	720
Hr Total	16	10	1097	24	0	5	7	29	3	21	1342	16	0	75	15	11	2671
17:00	4	2	331	1	0	3	13	22	0	3	397	2	0	19	4	4	805
17:15	1	0	364	10	0	0	4	18	3	1	417	3	0	26	0	3	850
17:30	3	1	371	9	0	0	5	7	1	9	391	0	0	32	1	1	831
17:45	5	2	332	5	0	1	6	9	1	10	409	2	0	20	0	1	803
Hr Total	13	5	1398	25	0	4	28	56	5	23	1614	7	0	97	5	9	3289
TOTAL	29	15	2495	49	0	9	35	85	8	44	2956	23	0	172	20	20	5960

NE 8TH STREET & BISCAYNE BOULEVARD/US 1
 MIAMI, FLORIDA
 COUNTED BY: J. MOLESTINA & C. WILTZ
 SIGNALIZED

TRAFFIC SURVEY SPECIALISTS, INC.
 624 GARDENIA TERRACE
 DELRAY BEACH, FLORIDA 33444
 (561) 272-3255 FAX (561) 272-4381

Site Code : 00090010
 Start Date: 03/10/09
 File I.D. : 8STBISC_
 Page : 2

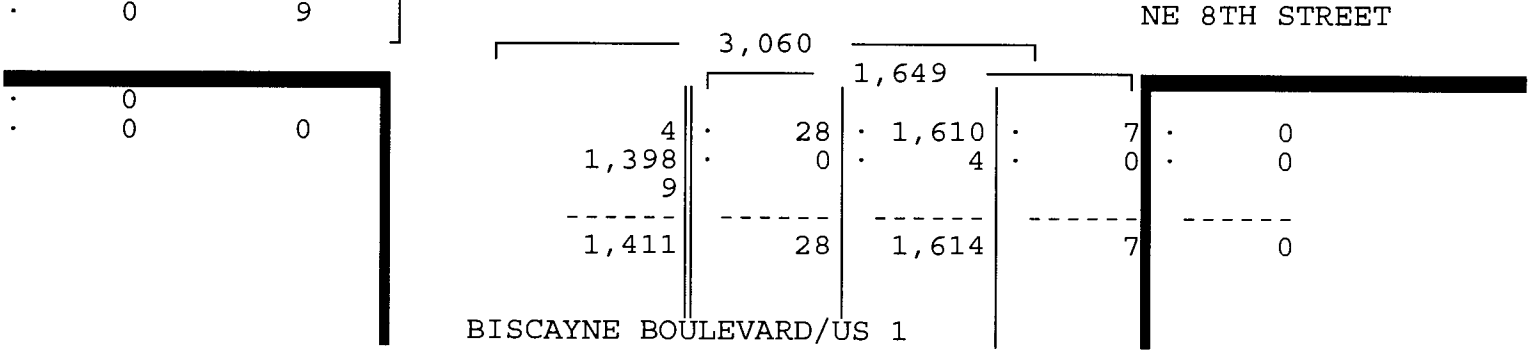
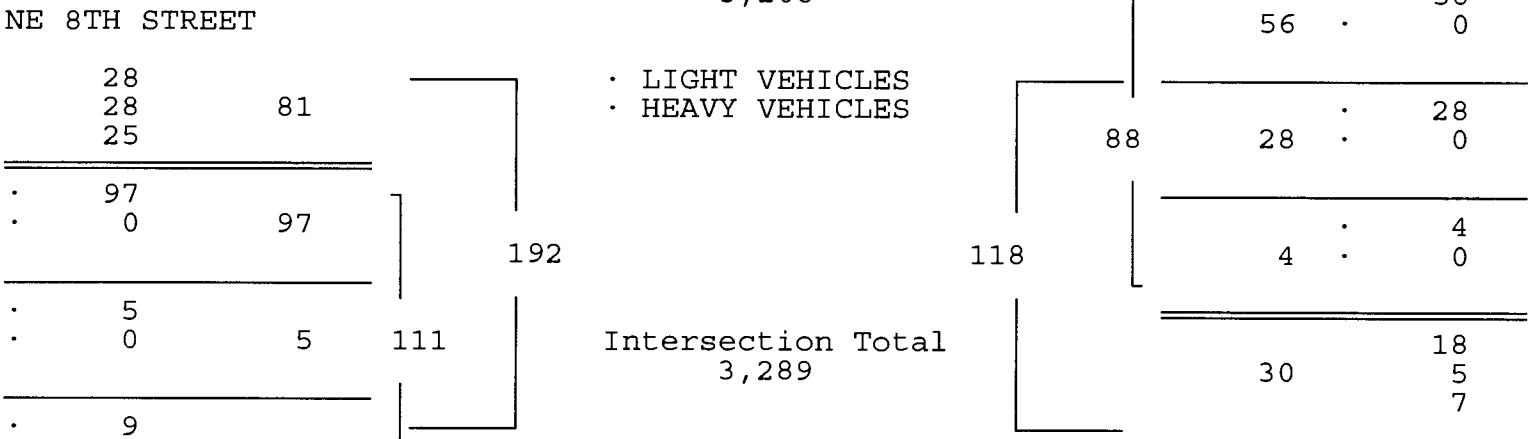

LIGHT VEHICLES, HEAVY VEHICLES

BISCAYNE BOULEVARD/US 1				NE 8TH STREET				BISCAYNE BOULEVARD/US 1				NE 8TH STREET				Total
From North				From East				From South				From West				
UTurn	Left	Thru	Right	UTurn	Left	Thru	Right	UTurn	Left	Thru	Right	UTurn	Left	Thru	Right	

Date 03/10/09

Peak Hour Analysis By Entire Intersection for the Period: 16:00 to 18:00 on 03/10/09

Peak start	17:00				17:00				17:00							
Volume	13	5	1398	25	0	4	28	56	5	23	1614	7	0	97	5	9
Percent	1%	0%	97%	2%	0%	5%	32%	64%	0%	1%	98%	0%	0%	87%	5%	8%
Pk total	1441				88				1649				111			
Highest	17:30				17:00				17:15				17:30			
Volume	3	1	371	9	0	3	13	22	3	1	417	3	0	32	1	1
Hi total	384				38				424				34			
PHF	.94				.58				.97				.82			



NE 8TH STREET & BISCAYNE BOULEVARD/US 1
 MIAMI, FLORIDA
 COUNTED BY: J. MOLESTINA & C. WILTZ
 SIGNALIZED

TRAFFIC SURVEY SPECIALISTS, INC.
 624 GARDENIA TERRACE
 DELRAY BEACH, FLORIDA 33444
 (561) 272-3255 FAX (561) 272-4381

Site Code : 00090010
 Start Date: 03/10/09
 File I.D. : 8STBISC_
 Page : 1

HEAVY VEHICLES

Date	BISCAYNE BOULEVARD/US 1 From North				NE 8TH STREET From East				BISCAYNE BOULEVARD/US 1 From South				NE 8TH STREET From West				Total
	UTurn	Left	Thru	Right	UTurn	Left	Thru	Right	UTurn	Left	Thru	Right	UTurn	Left	Thru	Right	
03/10/09																	
16:00	0	0	2	0	0	0	0	0	0	0	2	0	0	0	0	0	4
16:15	0	0	0	0	0	0	0	0	0	0	0	0	0	0	0	0	0
16:30	0	0	0	0	0	0	0	0	0	0	2	0	0	0	0	0	2
16:45	0	0	0	0	0	0	0	0	0	0	0	0	0	0	0	0	0
Hr Total	0	0	2	0	0	0	0	0	0	0	4	0	0	0	0	0	6
17:00	0	0	2	0	0	0	0	0	0	0	1	0	0	0	0	0	3
17:15	0	0	0	0	0	0	0	0	0	0	0	0	0	0	0	0	0
17:30	0	0	0	0	0	0	0	0	0	0	1	0	0	0	0	0	1
17:45	0	0	1	0	0	0	0	0	0	0	2	0	0	0	0	0	3
Hr Total	0	0	3	0	0	0	0	0	0	0	4	0	0	0	0	0	7
TOTAL	0	0	5	0	0	0	0	0	0	0	8	0	0	0	0	0	13

NE 8TH STREET & BISCAYNE BOULEVARD/US 1
 MIAMI, FLORIDA
 COUNTED BY: J. MOLESTINA & C. WILTZ
 SIGNALIZED

TRAFFIC SURVEY SPECIALISTS, INC.
 624 GARDENIA TERRACE
 DELRAY BEACH, FLORIDA 33444
 (561) 272-3255 FAX (561) 272-4381

Site Code : 00090010
 Start Date: 03/10/09
 File I.D. : 8STBISC_
 Page : 1

PEDESTRIANS

Date	BISCAYNE BOULEVARD/US 1 From North				NE 8TH STREET From East				BISCAYNE BOULEVARD/US 1 From South				NE 8TH STREET From West				Total
	Left	Thru	RIGHT	PEDS	Left	Thru	RIGHT	PEDS	Left	Thru	RIGHT	PEDS	Left	Thru	RIGHT	PEDS	
03/10/09	-----																
16:00	0	0	0	2	0	0	0	4	0	0	0	7	0	0	0	4	17
16:15	0	0	0	1	0	0	0	5	0	0	0	1	0	0	0	2	9
16:30	0	0	0	0	0	0	0	0	0	0	0	0	0	0	0	1	1
16:45	0	0	0	0	0	0	0	0	0	0	0	2	0	0	0	3	5
Hr Total	0	0	0	3	0	0	0	9	0	0	0	10	0	0	0	10	32
17:00	0	0	0	0	0	0	0	0	0	0	0	0	0	0	0	0	0
17:15	0	0	0	1	0	0	0	0	0	0	0	0	0	0	0	5	6
17:30	0	0	0	0	0	0	0	0	0	0	0	0	0	0	0	0	0
17:45	0	0	0	0	0	0	0	2	0	0	0	1	0	0	0	2	5
Hr Total	0	0	0	1	0	0	0	2	0	0	0	1	0	0	0	7	11

TOTAL	0	0	0	4	0	0	0	11	0	0	0	11	0	0	0	17	43

NE 7TH STREET & BISCAYNE BOULEVARD/US 1
 MIAMI, FLORIDA
 COUNTED BY: M. ESPINOSA & I. GONZALEZ
 NOT SIGNALIZED

TRAFFIC SURVEY SPECIALISTS, INC.
 624 GARDENIA TERRACE
 DELRAY BEACH, FLORIDA 33444
 (561) 272-3255 FAX (561) 272-4381

Site Code : 00090010
 Start Date: 03/10/09
 File I.D. : 7STBISC_
 Page : 1

LIGHT VEHICLES, HEAVY VEHICLES

Date	BISCAYNE BOULEVARD/US 1 From North				----- From East				BISCAYNE BOULEVARD/US 1 From South				NE 7TH STREET From West				Total
	UTurn	Left	Thru	Right	UTurn	Left	Thru	Right	UTurn	Left	Thru	Right	UTurn	Left	Thru	Right	
03/10/09																	
16:00	0	0	242	5	0	0	0	0	0	0	374	0	0	0	0	3	624
16:15	0	0	258	2	0	0	0	0	0	0	320	0	0	0	0	5	585
16:30	0	0	303	1	0	0	0	0	0	0	402	0	0	0	0	3	709
16:45	0	0	330	3	0	0	0	0	0	0	393	0	0	0	0	12	738
Hr Total	0	0	1133	11	0	0	0	0	0	0	1489	0	0	0	0	23	2656
17:00	0	0	340	2	0	0	0	0	0	0	419	0	0	0	0	7	768
17:15	0	0	347	2	0	0	0	0	0	0	469	0	0	0	0	8	826
17:30	0	0	360	5	0	0	0	0	0	0	406	0	0	0	0	6	777
17:45	0	0	343	3	0	0	0	0	0	0	416	0	0	0	0	10	772
Hr Total	0	0	1390	12	0	0	0	0	0	0	1710	0	0	0	0	31	3143
TOTAL	0	0	2523	23	0	0	0	0	0	0	3199	0	0	0	0	54	5799

NE 7TH STREET & BISCAYNE BOULEVARD/US 1
 MIAMI, FLORIDA
 COUNTED BY: M. ESPINOSA & I. GONZALEZ
 NOT SIGNALIZED

TRAFFIC SURVEY SPECIALISTS, INC.
 624 GARDENIA TERRACE
 DELRAY BEACH, FLORIDA 33444
 (561) 272-3255 FAX (561) 272-4381

Site Code : 00090010
 Start Date: 03/10/09
 File I.D. : 7STBISC_
 Page : 2

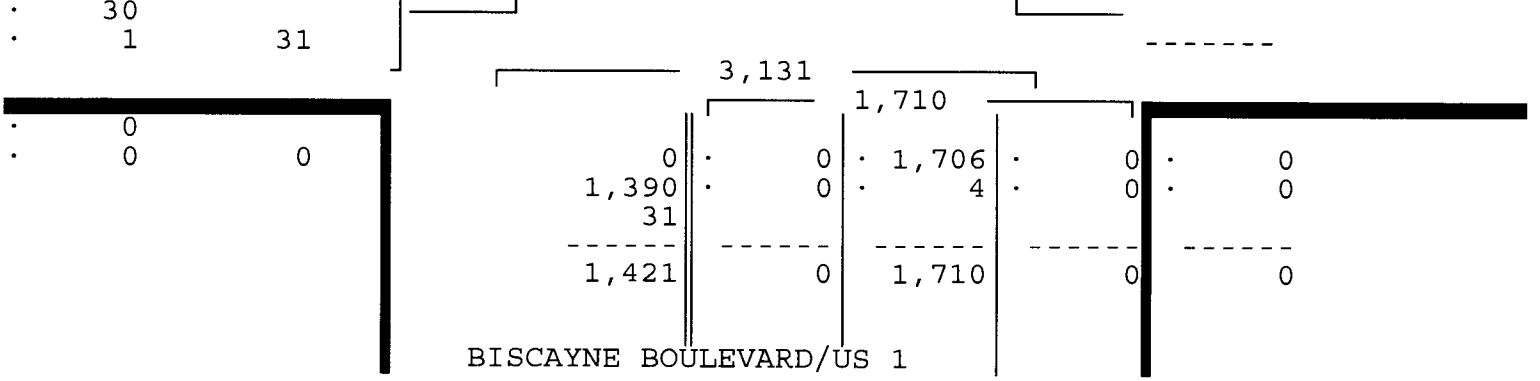
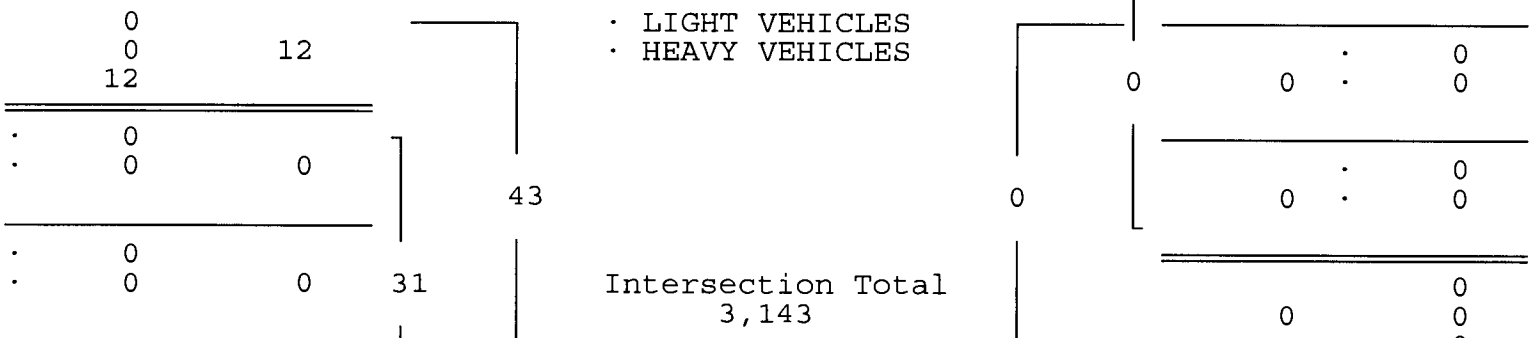
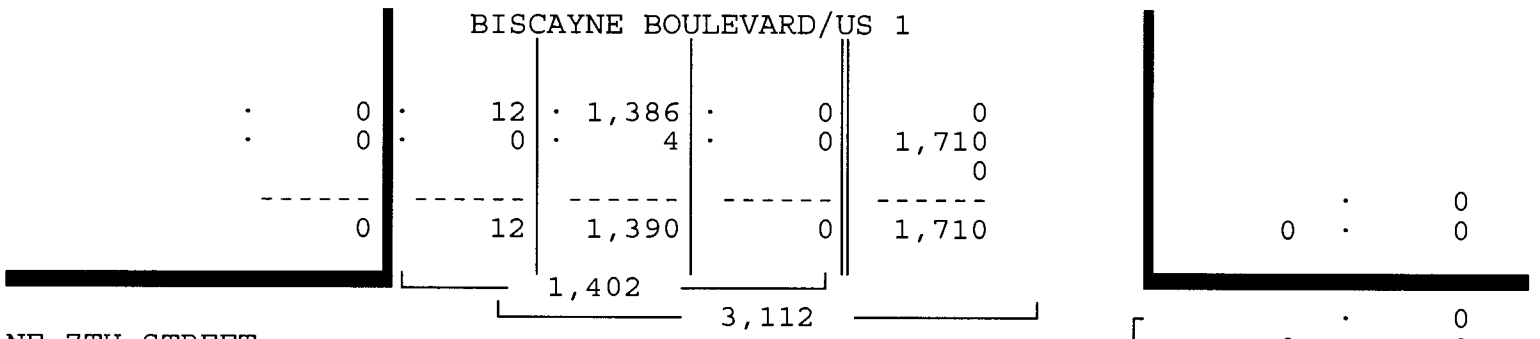
LIGHT VEHICLES, HEAVY VEHICLES

BISCAYNE BOULEVARD/US 1				BISCAYNE BOULEVARD/US 1				BISCAYNE BOULEVARD/US 1				NE 7TH STREET				Total
From North				From East				From South				From West				
UTurn	Left	Thru	Right	UTurn	Left	Thru	Right	UTurn	Left	Thru	Right	UTurn	Left	Thru	Right	

Date 03/10/09

Peak Hour Analysis By Entire Intersection for the Period: 16:00 to 18:00 on 03/10/09

Peak start 17:00	17:00				17:00				17:00							
Volume	0	0	1390	12	0	0	0	0	0	1710	0	0	0	0	31	
Percent	0%	0%	99%	1%	0%	0%	0%	0%	0%	100%	0%	0%	0%	0%	100%	
Pk total	1402				0				1710				31			
Highest	17:30				16:00				17:15				17:45			
Volume	0	0	360	5	0	0	0	0	0	469	0	0	0	0	10	
Hi total	365				0				469				10			
PHF	.96				.0				.91				.78			



TRAFFIC SURVEY SPECIALISTS, INC.

NE 7TH STREET & BISCAYNE BOULEVARD/US 1
 MIAMI, FLORIDA
 COUNTED BY: M. ESPINOSA & I. GONZALEZ
 NOT SIGNALIZED

624 GARDENIA TERRACE
 DELRAY BEACH, FLORIDA 33444
 (561) 272-3255 FAX (561) 272-4381

Site Code : 00090010
 Start Date: 03/10/09
 File I.D. : 7STBISC_
 Page : 1

HEAVY VEHICLES

Date	BISCAYNE BOULEVARD/US 1 From North				----- From East				BISCAYNE BOULEVARD/US 1 From South				NE 7TH STREET From West				Total	
	UTurn	Left	Thru	Right	UTurn	Left	Thru	Right	UTurn	Left	Thru	Right	UTurn	Left	Thru	Right		
16:00	0	0	2	0	0	0	0	0	0	0	0	2	0	0	0	0	0	4
16:15	0	0	0	0	0	0	0	0	0	0	0	0	0	0	0	0	1	1
16:30	0	0	0	0	0	0	0	0	0	0	0	2	0	0	0	0	0	2
16:45	0	0	0	0	0	0	0	0	0	0	0	1	0	0	0	0	0	1
Hr Total	0	0	2	0	0	0	0	0	0	0	0	5	0	0	0	0	1	8
17:00	0	0	2	0	0	0	0	0	0	0	0	1	0	0	0	0	0	3
17:15	0	0	1	0	0	0	0	0	0	0	0	1	0	0	0	0	0	2
17:30	0	0	0	0	0	0	0	0	0	0	0	1	0	0	0	0	0	1
17:45	0	0	1	0	0	0	0	0	0	0	0	1	0	0	0	0	1	3
Hr Total	0	0	4	0	0	0	0	0	0	0	0	4	0	0	0	0	1	9
TOTAL	0	0	6	0	0	0	0	0	0	0	0	9	0	0	0	0	2	17

NE 14TH STREET & NE 2ND AVENUE
 MIAMI, FLORIDA
 COUNTED BY: MICHAEL MALONE
 SIGNALIZED

TRAFFIC SURVEY SPECIALISTS, INC.
 624 GARDENIA TERRACE
 DELRAY BEACH, FLORIDA 33444
 (561) 272-3255 FAX (561) 272-4381

Site Code : 00090010
 Start Date: 02/18/09
 File I.D. : 14ST_2AV
 Page : 1

LIGHT VEHICLES, HEAVY VEHICLES

Date	NE 2ND AVENUE From North				NE 14TH STREET From East				NE 2ND AVENUE From South				NE 14TH STREET From West				Total
	UTurn	Left	Thru	Right	UTurn	Left	Thru	Right	UTurn	Left	Thru	Right	UTurn	Left	Thru	Right	
02/18/09	-----																
07:00	0	5	66	7	0	4	16	4	0	3	83	10	0	4	17	10	229
07:15	0	5	101	8	0	16	13	2	0	7	86	9	0	9	16	19	291
07:30	0	14	190	12	0	10	20	3	0	11	83	11	0	7	25	22	408
07:45	0	9	236	28	0	11	20	4	0	7	109	20	0	7	25	16	492
Hr Total	0	33	593	55	0	41	69	13	0	28	361	50	0	27	83	67	1420
08:00	0	18	264	20	0	20	16	3	0	9	89	12	0	5	27	23	506
08:15	0	20	301	12	0	12	20	2	0	8	90	17	0	5	24	15	526
08:30	0	6	293	14	0	15	20	10	0	7	101	18	0	8	32	14	538
08:45	0	11	256	19	0	27	19	2	0	5	105	12	0	13	24	21	514
Hr Total	0	55	1114	65	0	74	75	17	0	29	385	59	0	31	107	73	2084
----- * BREAK * -----																	
16:00	0	10	181	17	0	7	12	19	0	6	102	13	0	15	23	30	435
16:15	0	7	138	10	0	17	21	16	0	7	93	4	0	20	33	29	395
16:30	0	12	239	15	0	10	10	22	0	3	92	15	0	43	30	43	534
16:45	0	6	203	12	0	16	22	25	0	5	107	15	0	37	32	25	505
Hr Total	0	35	761	54	0	50	65	82	0	21	394	47	0	115	118	127	1869
17:00	0	11	222	10	1	15	9	18	0	6	122	12	0	37	31	13	507
17:15	0	7	200	12	0	12	14	13	0	1	123	13	0	29	41	14	479
17:30	0	7	168	11	0	13	16	21	0	7	121	15	0	29	35	21	464
17:45	0	9	147	12	0	12	7	18	0	6	109	19	0	24	23	15	401
Hr Total	0	34	737	45	1	52	46	70	0	20	475	59	0	119	130	63	1851

TOTAL	0	157	3205	219	1	217	255	182	0	98	1615	215	0	292	438	330	7224

NE 14TH STREET & NE 2ND AVENUE
 MIAMI, FLORIDA
 COUNTED BY: MICHAEL MALONE
 SIGNALIZED

TRAFFIC SURVEY SPECIALISTS, INC.
 624 GARDENIA TERRACE
 DELRAY BEACH, FLORIDA 33444
 (561) 272-3255 FAX (561) 272-4381

Site Code : 00090010
 Start Date: 02/18/09
 File I.D. : 14ST_2AV
 Page : 2

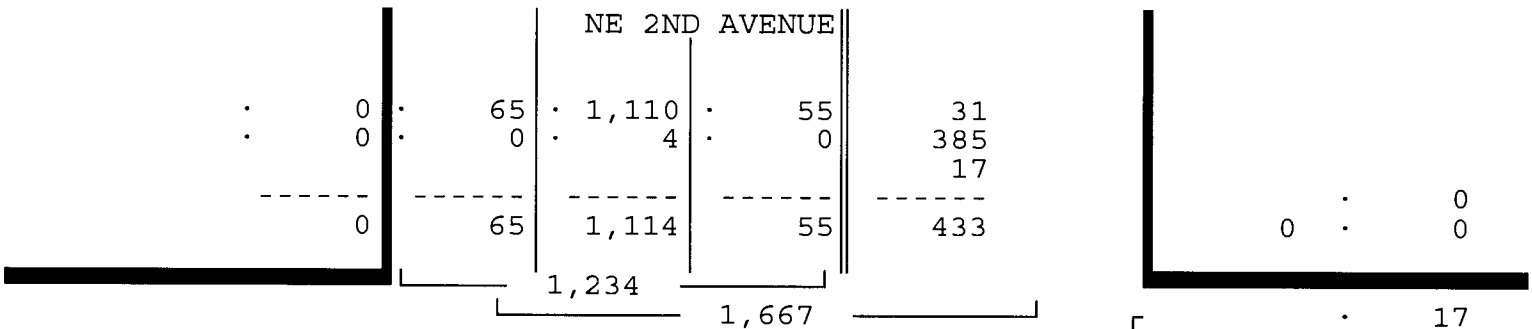
LIGHT VEHICLES, HEAVY VEHICLES

NE 2ND AVENUE From North				NE 14TH STREET From East				NE 2ND AVENUE From South				NE 14TH STREET From West				Total
UTurn	Left	Thru	Right	UTurn	Left	Thru	Right	UTurn	Left	Thru	Right	UTurn	Left	Thru	Right	

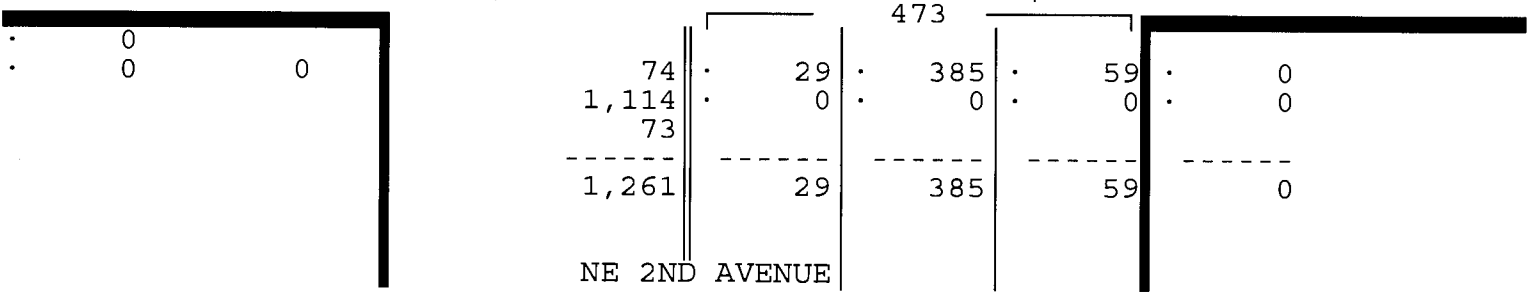
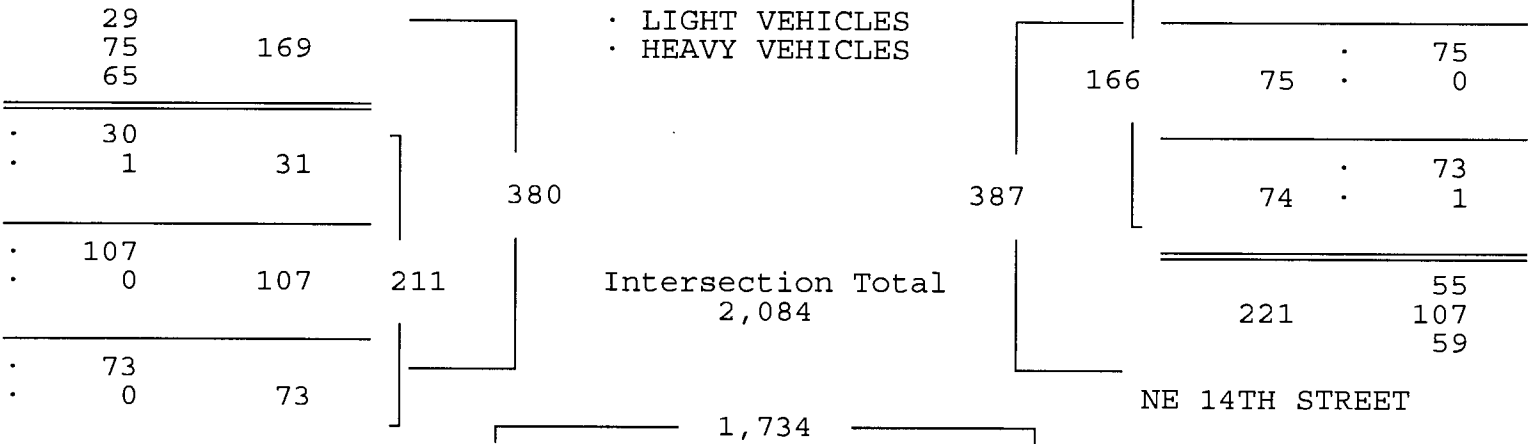
Date 02/18/09

Peak Hour Analysis By Entire Intersection for the Period: 07:00 to 09:00 on 02/18/09

Peak start 08:00				08:00				08:00				08:00				
Volume	0	55	1114	65	0	74	75	17	0	29	385	59	0	31	107	73
Percent	0%	4%	90%	5%	0%	45%	45%	10%	0%	6%	81%	12%	0%	15%	51%	35%
Pk total	1234			166			473			211			211			
Highest	08:15			08:45			08:30			08:45			08:45			
Volume	0	20	301	12	0	27	19	2	0	7	101	18	0	13	24	21
Hi total	333			48			126			58			58			
PHF	.93			.86			.94			.91			.91			



NE 14TH STREET



NE 14TH STREET & NE 2ND AVENUE
 MIAMI, FLORIDA
 COUNTED BY: MICHAEL MALONE
 SIGNALIZED

TRAFFIC SURVEY SPECIALISTS, INC.
 624 GARDENIA TERRACE
 DELRAY BEACH, FLORIDA 33444
 (561) 272-3255 FAX (561) 272-4381

Site Code : 00090010
 Start Date: 02/18/09
 File I.D. : 14ST_2AV
 Page : 3

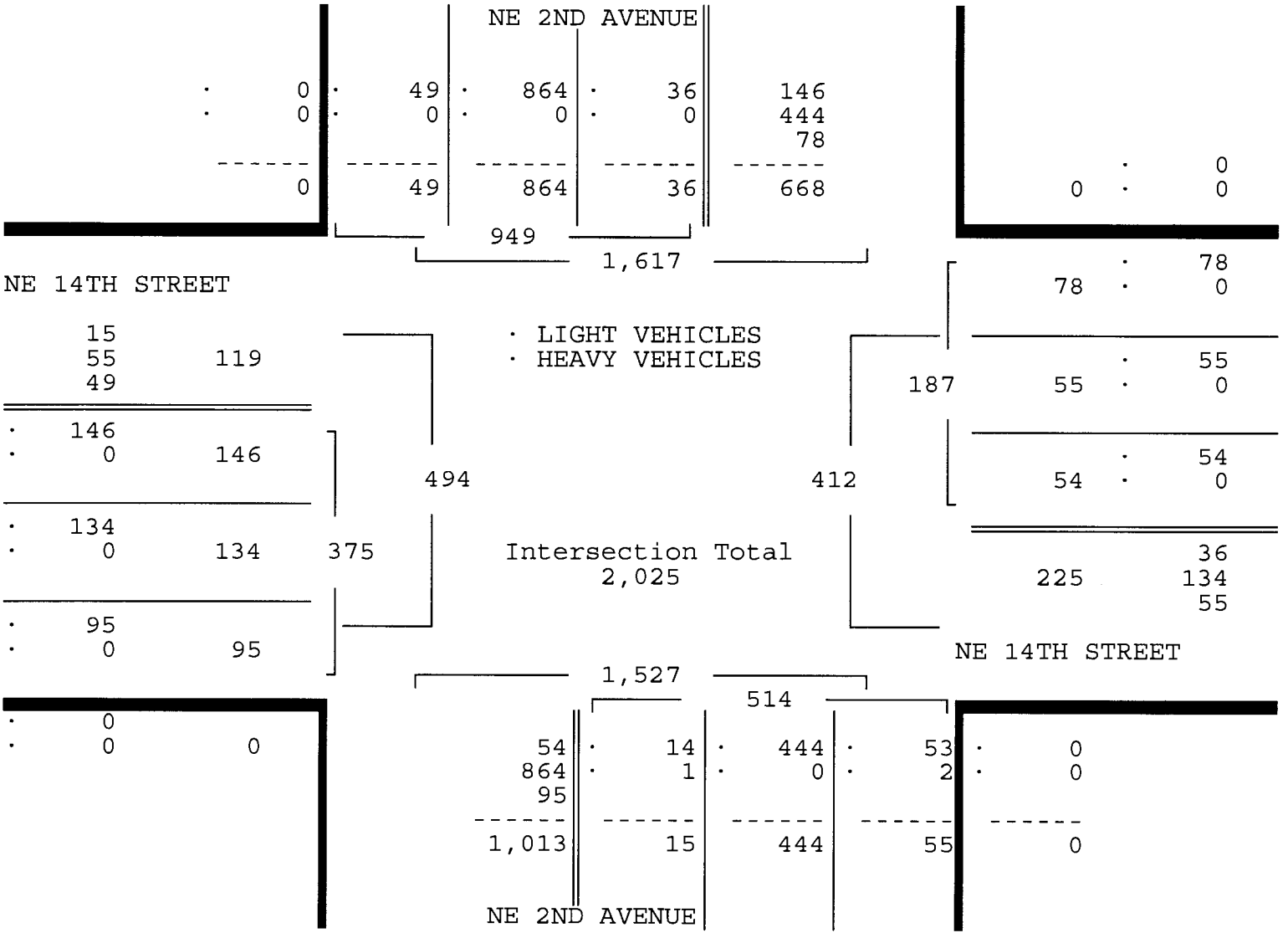
LIGHT VEHICLES, HEAVY VEHICLES

NE 2ND AVENUE From North				NE 14TH STREET From East				NE 2ND AVENUE From South				NE 14TH STREET From West				Total
UTurn	Left	Thru	Right	UTurn	Left	Thru	Right	UTurn	Left	Thru	Right	UTurn	Left	Thru	Right	

Date 02/18/09

Peak Hour Analysis By Entire Intersection for the Period: 16:00 to 18:00 on 02/18/09

Peak start 16:30				16:30				16:30								
Volume	0	36	864	49	1	53	55	78	0	15	444	55	0	146	134	95
Percent	0%	4%	91%	5%	1%	28%	29%	42%	0%	3%	86%	11%	0%	39%	36%	25%
PK total	949				187				514				375			
Highest	16:30				16:45				17:00				16:30			
Volume	0	12	239	15	0	16	22	25	0	6	122	12	0	43	30	43
Hi total	266				63				140				116			
PHF	.89				.74				.92				.81			



NE 14TH STREET & NE 2ND AVENUE
 MIAMI, FLORIDA
 COUNTED BY: MICHAEL MALONE
 SIGNALIZED

TRAFFIC SURVEY SPECIALISTS, INC.
 624 GARDENIA TERRACE
 DELRAY BEACH, FLORIDA 33444
 (561) 272-3255 FAX (561) 272-4381

Site Code : 00090010
 Start Date: 02/18/09
 File I.D. : 14ST_2AV
 Page : 1

HEAVY VEHICLES

Date	NE 2ND AVENUE From North				NE 14TH STREET From East				NE 2ND AVENUE From South				NE 14TH STREET From West				Total
	UTurn	Left	Thru	Right	UTurn	Left	Thru	Right	UTurn	Left	Thru	Right	UTurn	Left	Thru	Right	
02/18/09	-----																
07:00	0	0	1	0	0	0	0	0	0	0	0	0	0	0	0	0	1
07:15	0	0	1	0	0	1	0	0	0	0	0	0	0	0	0	1	3
07:30	0	0	1	0	0	0	0	0	0	0	0	0	0	0	1	0	2
07:45	0	0	0	0	0	0	0	0	0	0	0	0	0	0	0	0	0
Hr Total	0	0	3	0	0	1	0	0	0	0	0	0	0	0	1	1	6
08:00	0	0	1	0	0	0	0	0	0	0	0	0	0	1	0	0	2
08:15	0	0	2	0	0	0	0	0	0	0	0	0	0	0	0	0	2
08:30	0	0	1	0	0	1	0	0	0	0	0	0	0	0	0	0	2
08:45	0	0	0	0	0	0	0	0	0	0	0	0	0	0	0	0	0
Hr Total	0	0	4	0	0	1	0	0	0	0	0	0	0	1	0	0	6
----- * BREAK * -----																	
16:00	0	0	0	0	0	0	0	0	0	0	0	0	0	0	0	0	0
16:15	0	0	0	0	0	0	0	0	0	0	0	0	0	0	0	0	0
16:30	0	0	0	0	0	0	0	0	0	0	0	0	0	0	0	0	0
16:45	0	0	0	0	0	0	0	0	0	1	0	2	0	0	0	0	3
Hr Total	0	0	0	0	0	0	0	0	0	1	0	2	0	0	0	0	3
17:00	0	0	0	0	0	0	0	0	0	0	0	0	0	0	0	0	0
17:15	0	0	0	0	0	0	0	0	0	0	0	0	0	0	0	0	0
17:30	0	0	0	0	0	0	0	0	0	0	0	1	0	0	0	0	1
17:45	0	0	0	0	0	0	0	0	0	0	0	0	0	0	0	0	0
Hr Total	0	0	0	0	0	0	0	0	0	0	0	1	0	0	0	0	1

TOTAL	0	0	7	0	0	2	0	0	0	1	0	3	0	1	1	1	16

NE 14TH STREET & NE 2ND AVENUE
 MIAMI, FLORIDA
 COUNTED BY: MICHAEL MALONE
 SIGNALIZED

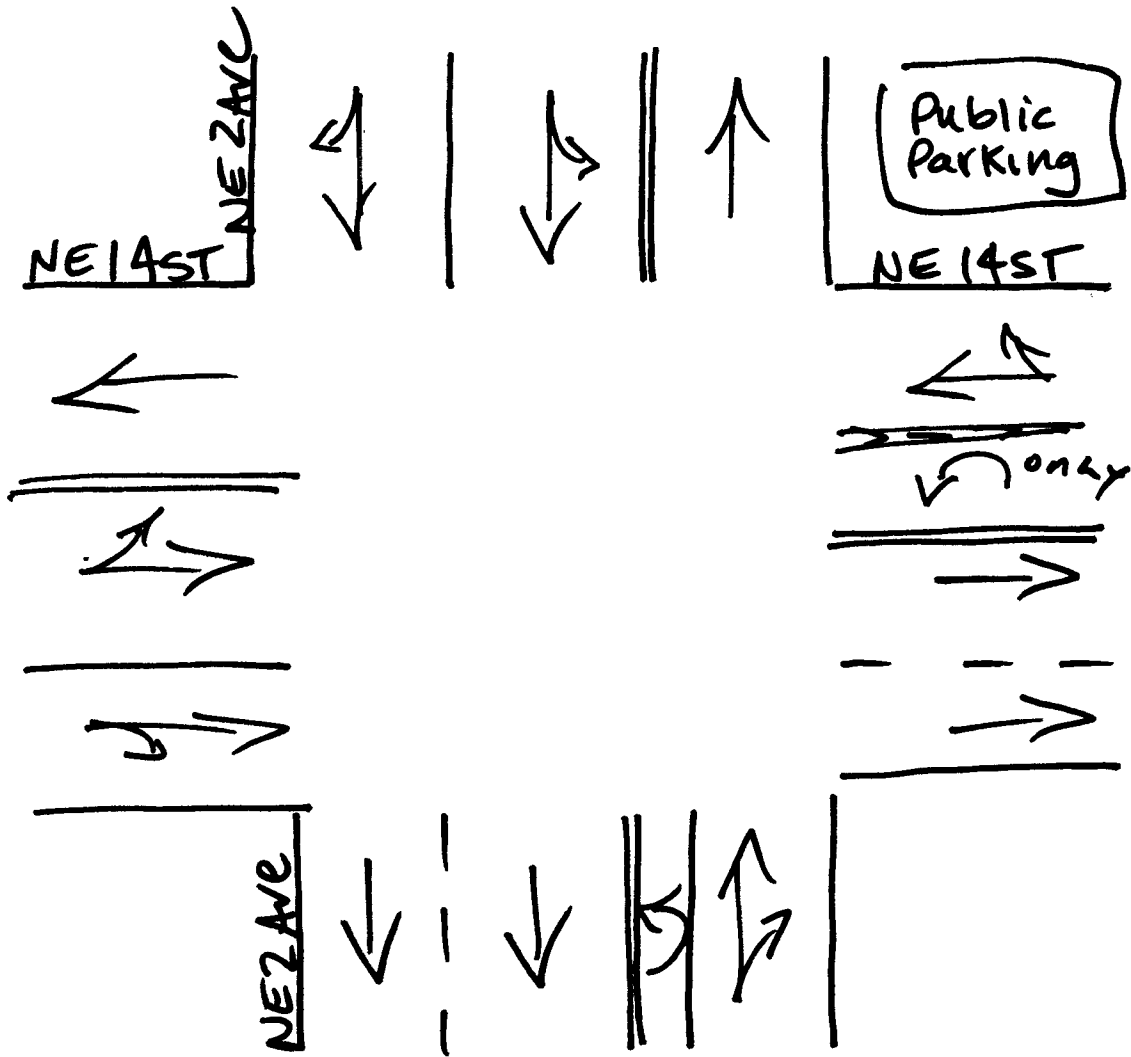
TRAFFIC SURVEY SPECIALISTS, INC.
 624 GARDENIA TERRACE
 DELRAY BEACH, FLORIDA 33444
 (561) 272-3255 FAX (561) 272-4381

Site Code : 00090010
 Start Date: 02/18/09
 File I.D. : 14ST_2AV
 Page : 1

PEDESTRIANS

Date 02/18/09	NE 2ND AVENUE From North				NE 14TH STREET From East				NE 2ND AVENUE From South				NE 14TH STREET From West				Total
	Left	Thru	RIGHT	PEDS	Left	Thru	RIGHT	PEDS	Left	Thru	RIGHT	PEDS	Left	Thru	RIGHT	PEDS	
07:00	0	0	0	1	0	0	0	0	0	0	0	0	0	0	0	0	1
07:15	0	0	0	1	0	0	0	0	0	0	0	0	0	0	0	0	1
07:30	0	0	0	6	0	0	0	5	0	0	0	0	0	0	0	0	11
07:45	0	0	0	0	0	0	0	1	0	0	0	0	0	0	0	4	5
Hr Total	0	0	0	8	0	0	0	6	0	0	0	0	0	0	0	4	18
08:00	0	0	0	0	0	0	0	1	0	0	0	0	0	0	0	11	12
08:15	0	0	0	1	0	0	0	0	0	0	0	0	0	0	0	0	1
08:30	0	0	0	1	0	0	0	0	0	0	0	1	0	0	0	3	5
08:45	0	0	0	1	0	0	0	1	0	0	0	0	0	0	0	3	5
Hr Total	0	0	0	3	0	0	0	2	0	0	0	1	0	0	0	17	23
----- * BREAK * -----																	
16:00	0	0	0	0	0	0	0	2	0	0	0	2	0	0	0	2	6
16:15	0	0	0	0	0	0	0	0	0	0	0	0	0	0	0	6	6
16:30	0	0	0	4	0	0	0	4	0	0	0	0	0	0	0	2	10
16:45	0	0	0	1	0	0	0	1	0	0	0	4	0	0	0	7	13
Hr Total	0	0	0	5	0	0	0	7	0	0	0	6	0	0	0	17	35
17:00	0	0	0	1	0	0	0	4	0	0	0	3	0	0	0	3	11
17:15	0	0	0	1	0	0	0	1	0	0	0	2	0	0	0	2	6
17:30	0	0	0	2	0	0	0	13	0	0	0	1	0	0	0	3	19
17:45	0	0	0	0	0	0	0	2	0	0	0	0	0	0	0	1	3
Hr Total	0	0	0	4	0	0	0	20	0	0	0	6	0	0	0	9	39
TOTAL	0	0	0	20	0	0	0	35	0	0	0	13	0	0	0	47	115

↑
North



Miami, Florida
February 18, 2009
drawn by: Luis Palomino
Signalized

NE 13TH STREET & NE 2ND AVENUE
 MIAMI, FLORIDA
 COUNTED BY: ISIDRO GONZALEZ
 SIGNALIZED

TRAFFIC SURVEY SPECIALISTS, INC.
 624 GARDENIA TERRACE
 DELRAY BEACH, FLORIDA 33444
 (561) 272-3255 FAX (561) 272-4381

Site Code : 00090010
 Start Date: 02/18/09
 File I.D. : 13ST_2AV
 Page : 1

LIGHT VEHICLES, HEAVY VEHICLES

Date	NE 2ND AVENUE From North				NE 13TH STREET From East				NE 2ND AVENUE From South				NE 13TH STREET From West				Total
	UTurn	Left	Thru	Right	UTurn	Left	Thru	Right	UTurn	Left	Thru	Right	UTurn	Left	Thru	Right	
02/18/09	-----																
07:00	0	0	76	0	0	9	6	6	0	3	97	0	0	0	0	0	197
07:15	0	0	134	2	0	9	1	0	0	4	106	0	0	0	0	0	256
07:30	0	0	220	0	0	14	5	7	0	1	96	0	0	0	0	0	343
07:45	0	0	257	2	0	20	9	8	0	6	124	0	0	0	0	0	426
Hr Total	0	0	687	4	0	52	21	21	0	14	423	0	0	0	0	0	1222
08:00	0	0	313	1	0	15	6	6	0	3	106	0	0	0	0	0	450
08:15	0	0	318	3	0	21	9	13	0	4	104	0	0	0	0	0	472
08:30	0	0	307	0	0	38	19	8	0	2	119	0	0	0	0	0	493
08:45	0	0	302	2	0	32	16	12	0	3	120	0	0	0	0	0	487
Hr Total	0	0	1240	6	0	106	50	39	0	12	449	0	0	0	0	0	1902
----- * BREAK * -----																	
16:00	0	0	227	0	0	25	6	26	0	0	93	0	0	0	0	0	377
16:15	0	0	203	0	0	26	11	9	0	0	103	0	0	0	0	0	352
16:30	0	0	310	3	0	31	4	11	0	1	100	0	0	0	0	0	460
16:45	0	0	246	1	0	29	14	15	0	1	110	0	0	0	0	0	416
Hr Total	0	0	986	4	0	111	35	61	0	2	406	0	0	0	0	0	1605
17:00	0	0	264	1	0	27	16	16	0	0	115	0	0	0	0	0	439
17:15	0	0	246	3	0	42	6	21	0	1	105	0	0	0	0	0	424
17:30	0	0	214	4	0	43	11	26	0	0	108	0	0	0	0	0	406
17:45	0	0	181	0	0	25	7	15	0	0	110	0	0	0	0	0	338
Hr Total	0	0	905	8	0	137	40	78	0	1	438	0	0	0	0	0	1607

TOTAL	0	0	3818	22	0	406	146	199	0	29	1716	0	0	0	0	0	6336

NE 13TH STREET & NE 2ND AVENUE
 MIAMI, FLORIDA
 COUNTED BY: ISIDRO GONZALEZ
 SIGNALIZED

TRAFFIC SURVEY SPECIALISTS, INC.
 624 GARDENIA TERRACE
 DELRAY BEACH, FLORIDA 33444
 (561) 272-3255 FAX (561) 272-4381

Site Code : 00090010
 Start Date: 02/18/09
 File I.D. : 13ST_2AV
 Page : 2

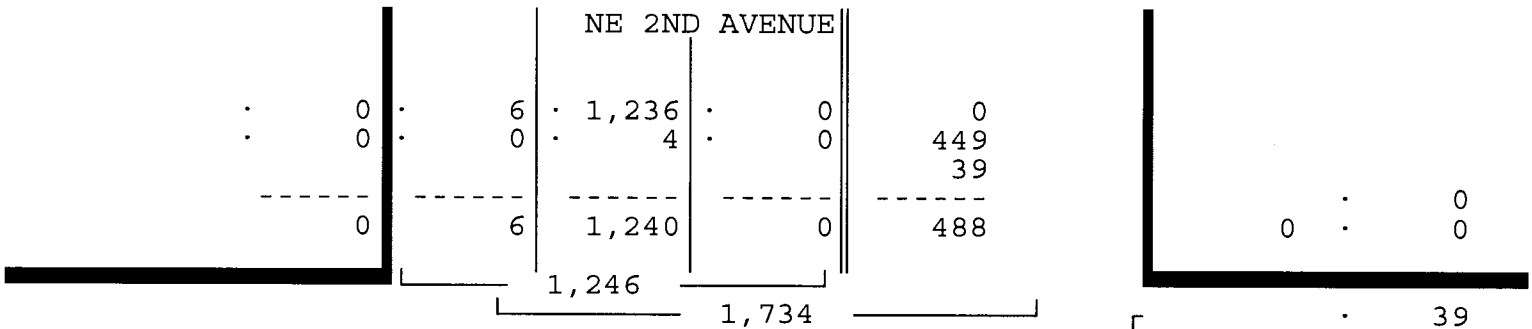
LIGHT VEHICLES, HEAVY VEHICLES

NE 2ND AVENUE From North				NE 13TH STREET From East				NE 2ND AVENUE From South				NE 13TH STREET From West				Total
U	L	T	R	U	L	T	R	U	L	T	R	U	L	T	R	

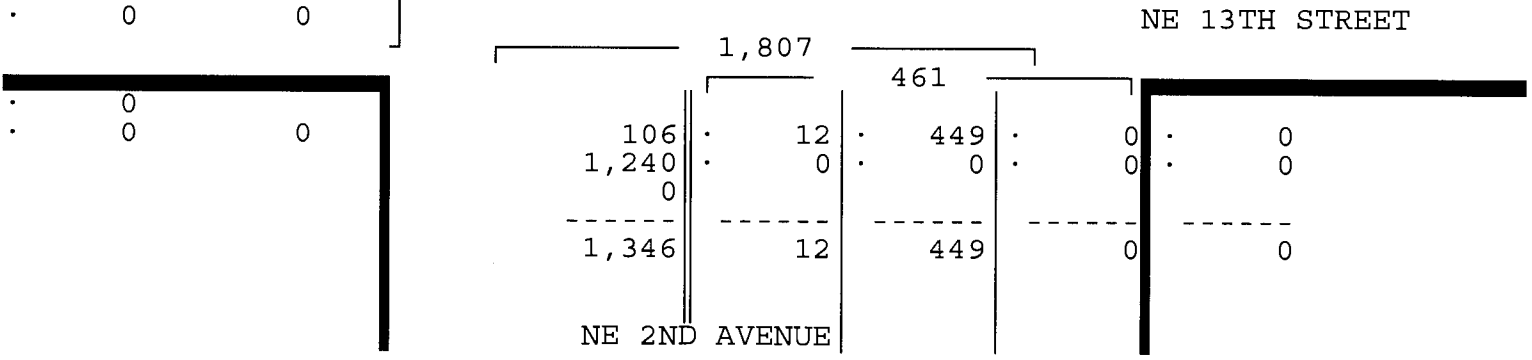
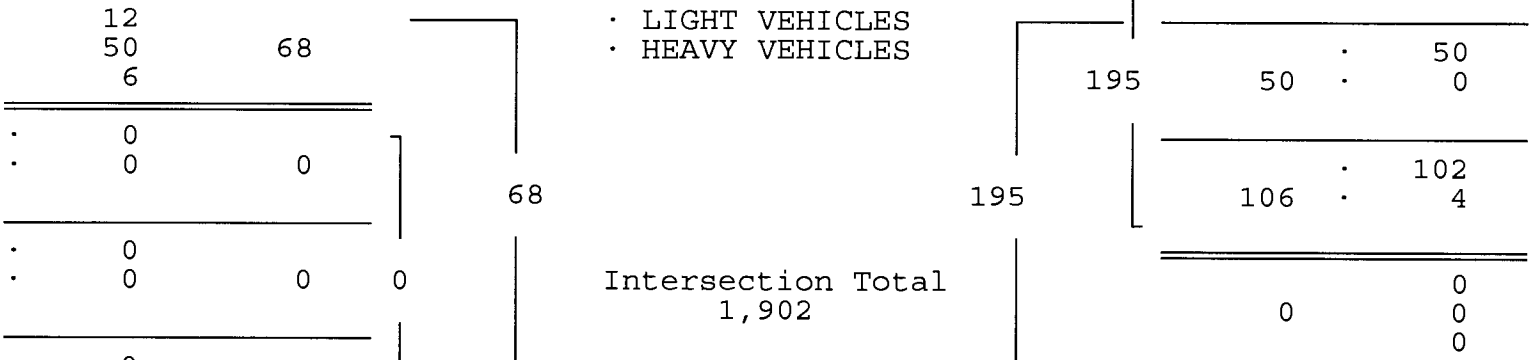
Date 02/18/09

Peak Hour Analysis By Entire Intersection for the Period: 07:00 to 09:00 on 02/18/09

Peak start 08:00				08:00				08:00				08:00			
Volume	0	0	1240	6	0	106	50	39	0	12	449	0	0	0	0
Percent	0%	0%	100%	0%	0%	54%	26%	20%	0%	3%	97%	0%	0%	0%	0%
Pk total	1246			195			461			0			0		
Highest	08:15			08:30			08:45			07:00					
Volume	0	0	318	3	0	38	19	8	0	3	120	0	0	0	0
Hi total	321			65			123			0			0		
PHF	.97			.75			.94			.0			.0		



NE 13TH STREET



NE 13TH STREET & NE 2ND AVENUE
 MIAMI, FLORIDA
 COUNTED BY: ISIDRO GONZALEZ
 SIGNALIZED

TRAFFIC SURVEY SPECIALISTS, INC.
 624 GARDENIA TERRACE
 DELRAY BEACH, FLORIDA 33444
 (561) 272-3255 FAX (561) 272-4381

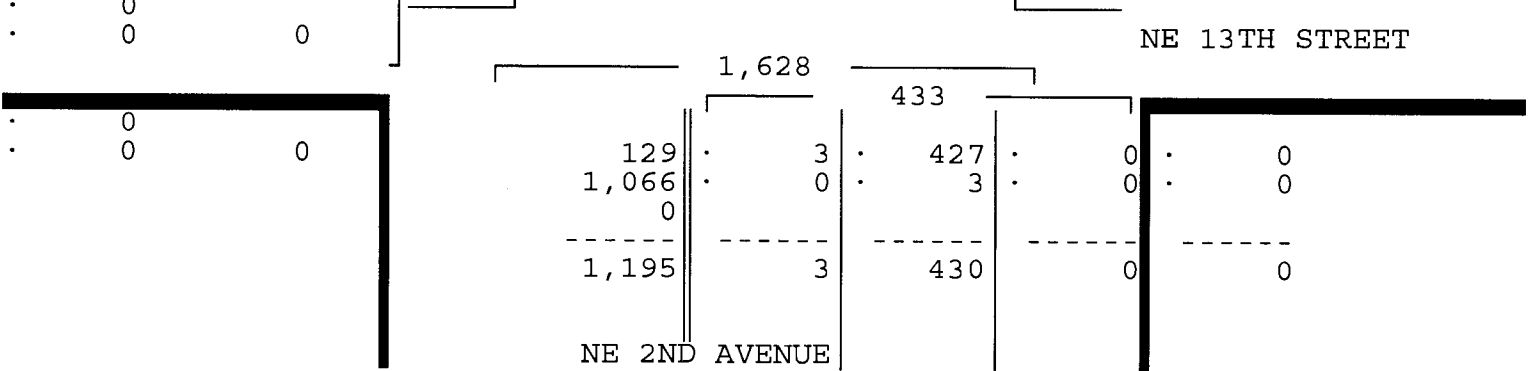
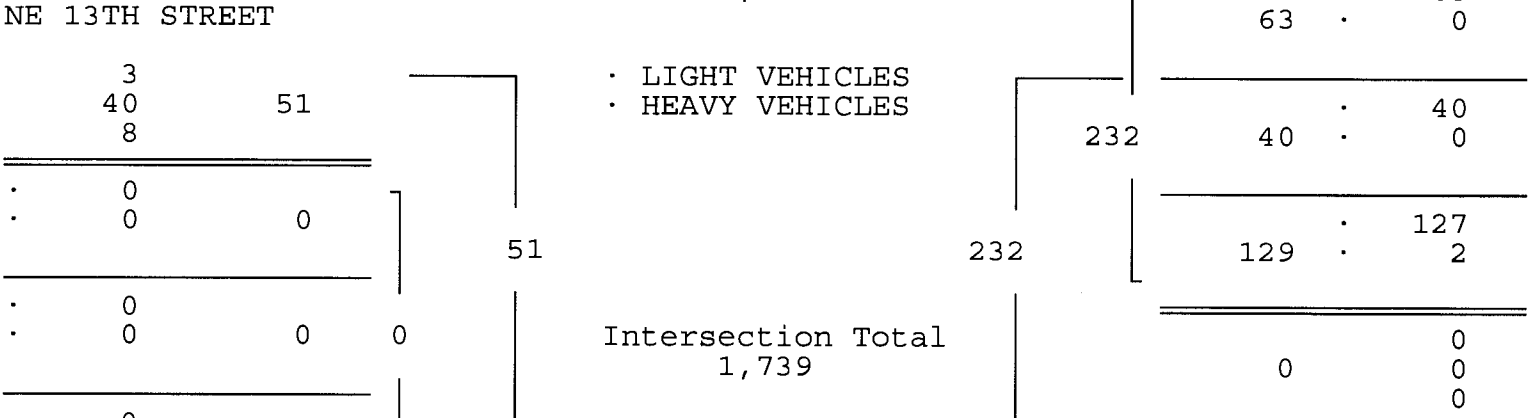

Site Code : 00090010
 Start Date: 02/18/09
 File I.D. : 13ST_2AV
 Page : 3

LIGHT VEHICLES, HEAVY VEHICLES

NE 2ND AVENUE From North				NE 13TH STREET From East				NE 2ND AVENUE From South				NE 13TH STREET From West				Total
U	L	T	R	U	L	T	R	U	L	T	R	U	L	T	R	

Date 02/18/09
 Peak Hour Analysis By Entire Intersection for the Period: 16:00 to 18:00 on 02/18/09

Peak start 16:30				16:30				16:30				16:30			
Volume	0	0	1066	8	0	129	40	63	0	3	430	0	0	0	0
Percent	0%	0%	99%	1%	0%	56%	17%	27%	0%	1%	99%	0%	0%	0%	0%
Pk total	1074			232			433			0					
Highest	16:30			17:15			17:00			07:00					
Volume	0	0	310	3	0	42	6	21	0	0	115	0	0	0	0
Hi total	313			69			115			0					
PHF	.86			.84			.94			.0					



NE 13TH STREET & NE 2ND AVENUE
 MIAMI, FLORIDA
 COUNTED BY: ISIDRO GONZALEZ
 SIGNALIZED

TRAFFIC SURVEY SPECIALISTS, INC.
 624 GARDENIA TERRACE
 DELRAY BEACH, FLORIDA 33444
 (561) 272-3255 FAX (561) 272-4381

Site Code : 00090010
 Start Date: 02/18/09
 File I.D. : 13ST_2AV
 Page : 1

HEAVY VEHICLES

Date 02/18/09	NE 2ND AVENUE From North				NE 13TH STREET From East				NE 2ND AVENUE From South				NE 13TH STREET From West				Total
	UTurn	Left	Thru	Right	UTurn	Left	Thru	Right	UTurn	Left	Thru	Right	UTurn	Left	Thru	Right	
07:00	0	0	1	0	0	0	0	0	0	0	0	0	0	0	0	0	1
07:15	0	0	2	0	0	1	0	0	0	0	0	0	0	0	0	0	3
07:30	0	0	1	0	0	0	0	0	0	0	0	0	0	0	0	0	1
07:45	0	0	0	0	0	2	0	0	0	0	0	0	0	0	0	0	2
Hr Total	0	0	4	0	0	3	0	0	0	0	0	0	0	0	0	0	7
08:00	0	0	1	0	0	1	0	0	0	0	0	0	0	0	0	0	2
08:15	0	0	2	0	0	1	0	0	0	0	0	0	0	0	0	0	3
08:30	0	0	1	0	0	1	0	0	0	0	0	0	0	0	0	0	2
08:45	0	0	0	0	0	1	0	0	0	0	0	0	0	0	0	0	1
Hr Total	0	0	4	0	0	4	0	0	0	0	0	0	0	0	0	0	8
* BREAK *																	
16:00	0	0	0	0	0	2	0	0	0	0	0	0	0	0	0	0	2
16:15	0	0	0	0	0	3	0	0	0	0	0	0	0	0	0	0	3
16:30	0	0	0	0	0	0	0	0	0	0	0	0	0	0	0	0	0
16:45	0	0	0	0	0	1	0	0	0	0	0	3	0	0	0	0	4
Hr Total	0	0	0	0	0	6	0	0	0	0	0	3	0	0	0	0	9
17:00	0	0	0	0	0	1	0	0	0	0	0	0	0	0	0	0	1
17:15	0	0	0	0	0	0	0	0	0	0	0	0	0	0	0	0	0
17:30	0	0	0	0	0	1	0	0	0	0	0	1	0	0	0	0	2
17:45	0	0	0	0	0	0	0	0	0	0	0	0	0	0	0	0	0
Hr Total	0	0	0	0	0	2	0	0	0	0	0	1	0	0	0	0	3
TOTAL	0	0	8	0	0	15	0	0	0	0	0	4	0	0	0	0	27

NE 13TH STREET & NE 2ND AVENUE
 MIAMI, FLORIDA
 COUNTED BY: ISIDRO GONZALEZ
 SIGNALIZED

TRAFFIC SURVEY SPECIALISTS, INC.
 624 GARDENIA TERRACE
 DELRAY BEACH, FLORIDA 33444
 (561) 272-3255 FAX (561) 272-4381

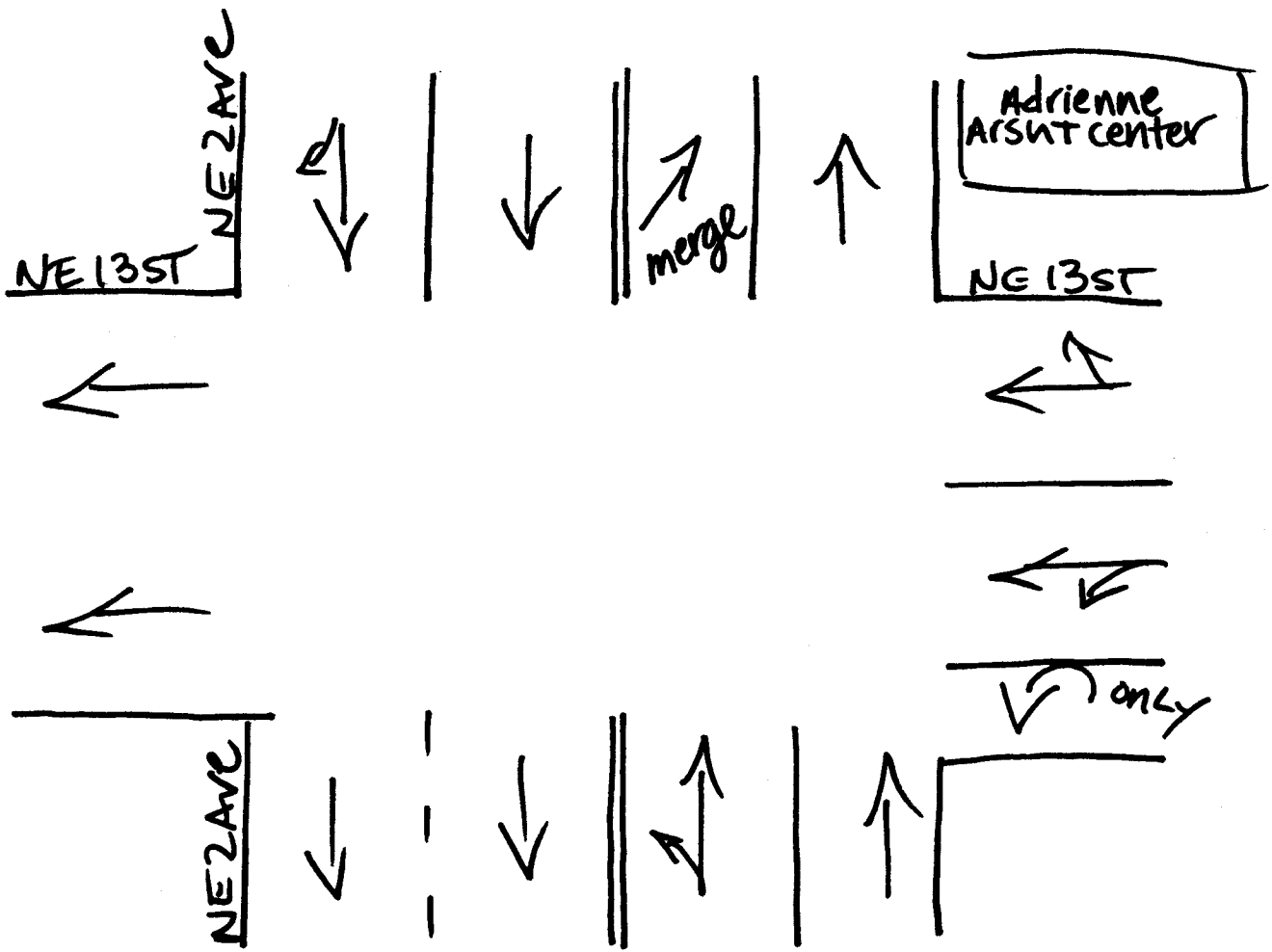
Site Code : 00090010
 Start Date: 02/18/09
 File I.D. : 13ST_2AV
 Page : 1

PEDESTRIANS

Date	NE 2ND AVENUE From North				NE 13TH STREET From East				NE 2ND AVENUE From South				NE 13TH STREET From West				Total
	Left	Thru	RIGHT	PEDS	Left	Thru	RIGHT	PEDS	Left	Thru	RIGHT	PEDS	Left	Thru	RIGHT	PEDS	
02/18/09	-----																
07:00	0	0	0	0	0	0	0	3	0	0	0	0	0	0	0	9	12
07:15	0	0	0	0	0	0	0	2	0	0	0	2	0	0	0	9	13
07:30	0	0	0	0	0	0	0	1	0	0	0	0	0	0	0	1	2
07:45	0	0	0	0	0	0	0	2	0	0	0	0	0	0	0	2	4
Hr Total	0	0	0	0	0	0	0	8	0	0	0	2	0	0	0	21	31
08:00	0	0	0	0	0	0	0	5	0	0	0	1	0	0	0	6	12
08:15	0	0	0	0	0	0	0	3	0	0	0	0	0	0	0	1	4
08:30	0	0	0	0	0	0	0	2	0	0	0	1	0	0	0	2	5
08:45	0	0	0	0	0	0	0	2	0	0	0	0	0	0	0	4	6
Hr Total	0	0	0	0	0	0	0	12	0	0	0	2	0	0	0	13	27
----- * BREAK * -----																	
16:00	0	0	0	0	0	0	0	0	0	0	0	1	0	0	0	1	2
16:15	0	0	0	1	0	0	0	4	0	0	0	2	0	0	0	2	9
16:30	0	0	0	0	0	0	0	0	0	0	0	0	0	0	0	5	5
16:45	0	0	0	1	0	0	0	2	0	0	0	1	0	0	0	2	6
Hr Total	0	0	0	2	0	0	0	6	0	0	0	4	0	0	0	10	22
17:00	0	0	0	2	0	0	0	1	0	0	0	0	0	0	0	3	6
17:15	0	0	0	0	0	0	0	2	0	0	0	1	0	0	0	1	4
17:30	0	0	0	1	0	0	0	0	0	0	0	0	0	0	0	2	3
17:45	0	0	0	0	0	0	0	0	0	0	0	1	0	0	0	0	1
Hr Total	0	0	0	3	0	0	0	3	0	0	0	2	0	0	0	6	14

TOTAL	0	0	0	5	0	0	0	29	0	0	0	10	0	0	0	50	94

North ↑



Miami, Florida
February 18, 2009
drawn by: Luis Palomino
signalized

NE 12TH STREET & NE 2ND AVENUE
 MIAMI, FLORIDA
 COUNTED BY: MAXIE ESPINOSA
 SIGNALIZED

TRAFFIC SURVEY SPECIALISTS, INC.
 624 GARDENIA TERRACE
 DELRAY BEACH, FLORIDA 33444
 (561) 272-3255 FAX (561) 272-4381

Site Code : 00090010
 Start Date: 02/17/09
 File I.D. : 12ST_2AV
 Page : 1

LIGHT VEHICLES, HEAVY VEHICLES

Date	NE 2ND AVENUE From North				NE 12TH STREET From East				NE 2ND AVENUE From South				NE 12TH STREET From West				Total
	U Turn	Left	Thru	Right	U Turn	Left	Thru	Right	U Turn	Left	Thru	Right	U Turn	Left	Thru	Right	
02/17/09	-----																
07:00	0	0	50	61	0	1	49	1	0	1	99	0	0	0	0	0	262
07:15	0	0	61	72	0	1	94	6	0	2	94	0	0	0	0	0	330
07:30	0	0	93	99	0	0	80	5	0	1	78	0	0	0	0	0	356
07:45	0	0	107	125	0	1	87	2	0	2	122	0	0	0	0	0	446
Hr Total	0	0	311	357	0	3	310	14	0	6	393	0	0	0	0	0	1394
08:00	0	0	134	178	0	0	106	1	0	4	111	0	0	0	0	0	534
08:15	0	0	167	180	0	0	129	2	0	2	115	0	0	0	0	0	595
08:30	0	0	183	165	0	0	95	2	0	12	101	0	0	0	0	0	558
08:45	0	0	140	145	0	0	127	1	0	7	98	0	0	0	0	0	518
Hr Total	0	0	624	668	0	0	457	6	0	25	425	0	0	0	0	0	2205
----- * BREAK * -----																	
16:00	0	0	58	188	0	1	84	4	0	4	84	0	0	0	0	0	423
16:15	0	0	70	120	0	0	96	2	0	1	55	0	0	0	0	0	344
16:30	0	0	77	211	0	0	107	1	0	7	79	0	0	0	0	0	482
16:45	0	0	70	177	0	0	95	5	0	4	89	0	0	0	0	0	440
Hr Total	0	0	275	696	0	1	382	12	0	16	307	0	0	0	0	0	1689
17:00	0	0	77	214	0	0	134	1	0	3	76	0	0	0	0	0	505
17:15	0	0	93	151	0	0	119	3	0	2	79	0	0	0	0	0	447
17:30	0	0	94	140	0	0	87	4	0	2	116	0	0	0	0	0	443
17:45	0	0	87	137	0	0	71	2	0	3	118	0	0	0	0	0	418
Hr Total	0	0	351	642	0	0	411	10	0	10	389	0	0	0	0	0	1813

TOTAL	0	0	1561	2363	0	4	1560	42	0	57	1514	0	0	0	0	0	7101

NE 12TH STREET & NE 2ND AVENUE
 MIAMI, FLORIDA
 COUNTED BY: MAXIE ESPINOSA
 SIGNALIZED

TRAFFIC SURVEY SPECIALISTS, INC.
 624 GARDENIA TERRACE
 DELRAY BEACH, FLORIDA 33444
 (561) 272-3255 FAX (561) 272-4381

Site Code : 00090010
 Start Date: 02/17/09
 File I.D. : 12ST_2AV
 Page : 2

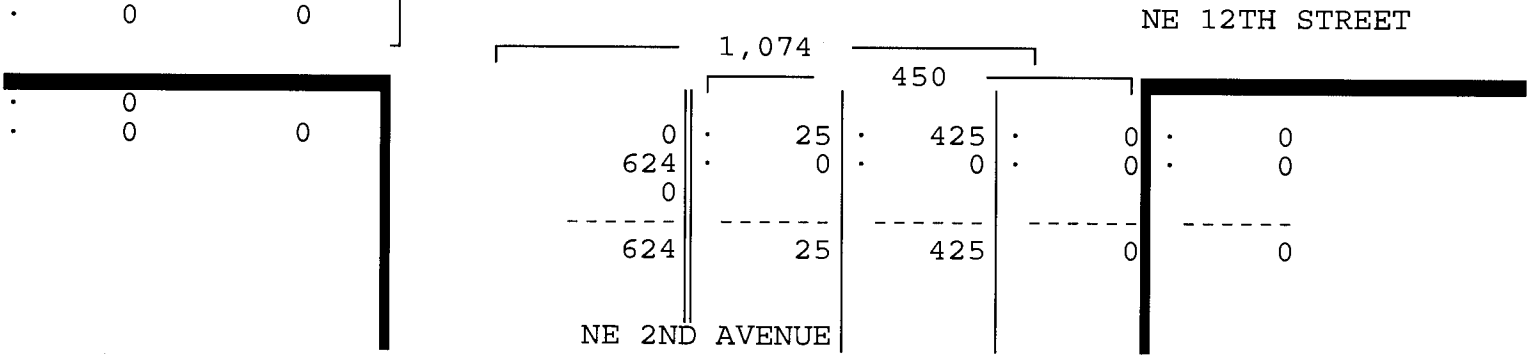
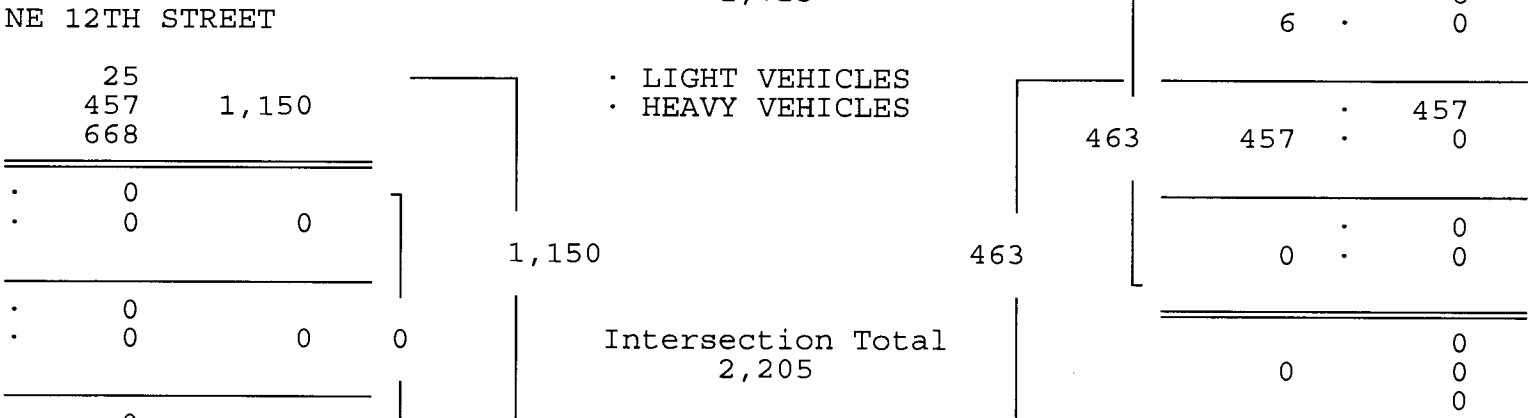
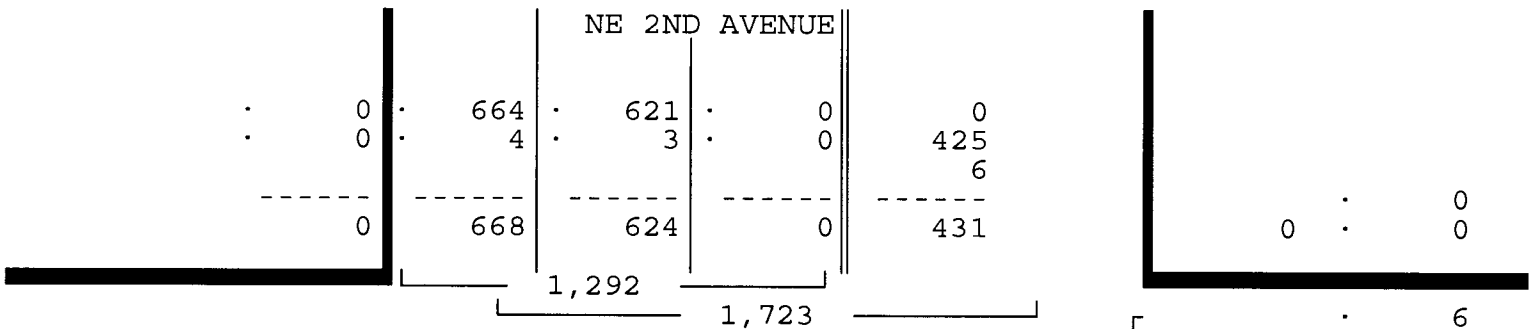
LIGHT VEHICLES, HEAVY VEHICLES

NE 2ND AVENUE From North				NE 12TH STREET From East				NE 2ND AVENUE From South				NE 12TH STREET From West				Total
UTurn	Left	Thru	Right	UTurn	Left	Thru	Right	UTurn	Left	Thru	Right	UTurn	Left	Thru	Right	

Date 02/17/09

Peak Hour Analysis By Entire Intersection for the Period: 07:00 to 09:00 on 02/17/09

Peak start 08:00				08:00				08:00				08:00			
Volume	0	0	624	668	0	0	457	6	0	25	425	0	0	0	0
Percent	0%	0%	48%	52%	0%	0%	99%	1%	0%	6%	94%	0%	0%	0%	0%
PK total	1292				463				450				0		
Highest	08:30				08:15				08:15				07:00		
Volume	0	0	183	165	0	0	129	2	0	2	115	0	0	0	0
Hi total	348				131				117				0		
PHF	.93				.88				.96				.0		



NE 12TH STREET & NE 2ND AVENUE
 MIAMI, FLORIDA
 COUNTED BY: MAXIE ESPINOSA
 SIGNALIZED

TRAFFIC SURVEY SPECIALISTS, INC.
 624 GARDENIA TERRACE
 DELRAY BEACH, FLORIDA 33444
 (561) 272-3255 FAX (561) 272-4381

Site Code : 00090010
 Start Date: 02/17/09
 File I.D. : 12ST_2AV
 Page : 3

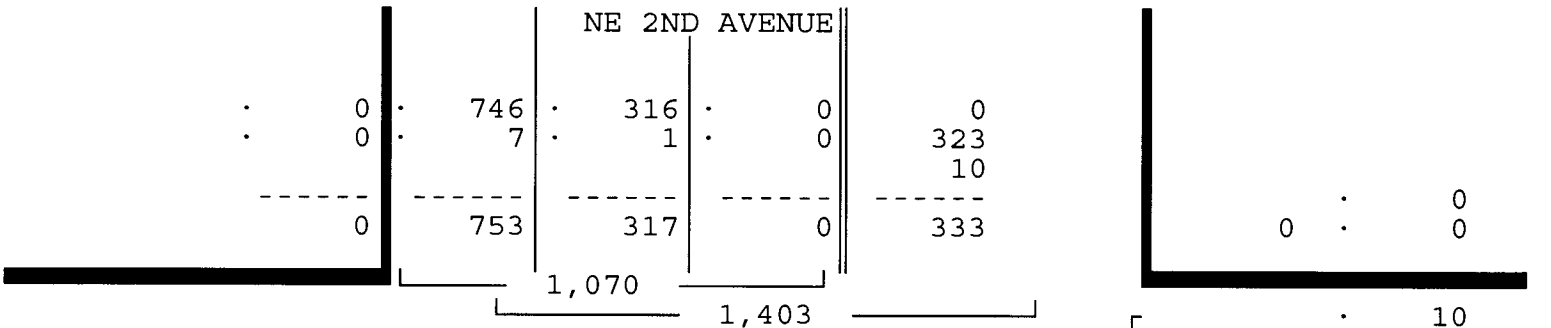
LIGHT VEHICLES, HEAVY VEHICLES

NE 2ND AVENUE From North				NE 12TH STREET From East				NE 2ND AVENUE From South				NE 12TH STREET From West				Total
U	L	T	R	U	L	T	R	U	L	T	R	U	L	T	R	

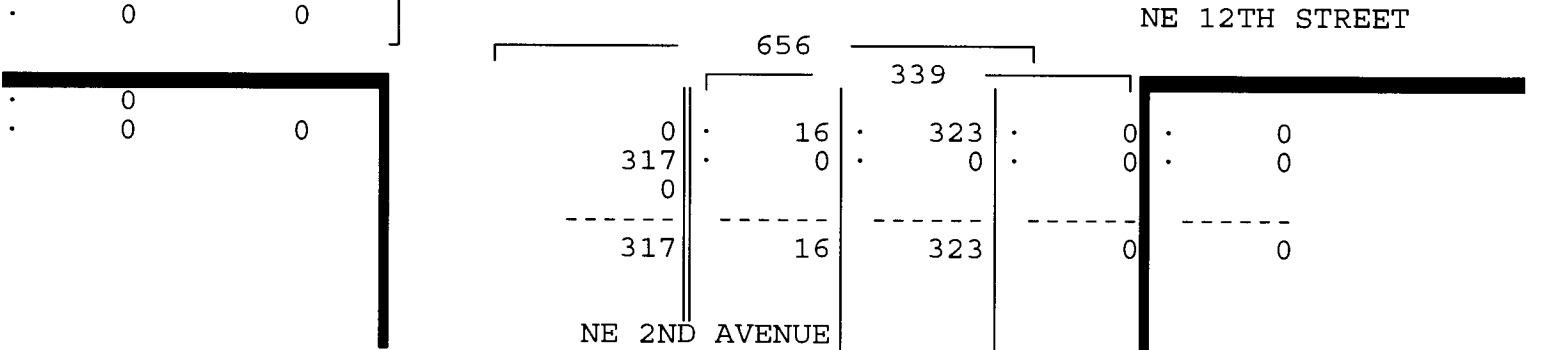
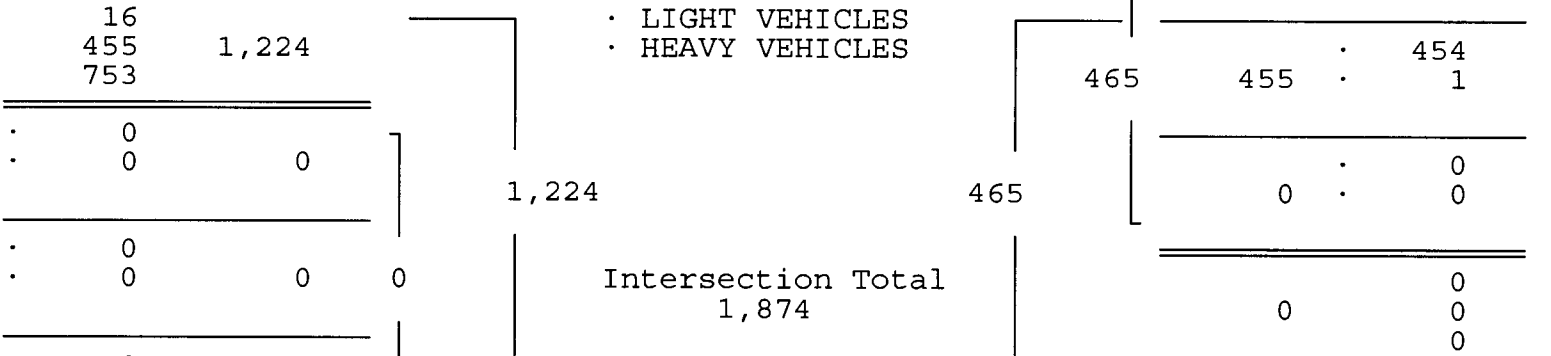
Date 02/17/09

Peak Hour Analysis By Entire Intersection for the Period: 16:00 to 18:00 on 02/17/09

Peak start 16:30				16:30				16:30				16:30				
Volume	0	0	317	753	0	0	455	10	0	16	323	0	0	0	0	0
Percent	0%	0%	30%	70%	0%	0%	98%	2%	0%	5%	95%	0%	0%	0%	0%	0%
Pk total	1070			465	339			0	0			0	0			
Highest	17:00			17:00	16:45			07:00	0			0	0			
Volume	0	0	77	214	0	0	134	1	0	4	89	0	0	0	0	0
Hi total	291			135	93			0	0			0	0			
PHF	.92			.86	.91			.0	.0			0	0			



NE 12TH STREET



NE 12TH STREET & NE 2ND AVENUE
 MIAMI, FLORIDA
 COUNTED BY: MAXIE ESPINOSA
 SIGNALIZED

TRAFFIC SURVEY SPECIALISTS, INC.
 624 GARDENIA TERRACE
 DELRAY BEACH, FLORIDA 33444
 (561) 272-3255 FAX (561) 272-4381

Site Code : 00090010
 Start Date: 02/17/09
 File I.D. : 12ST_2AV
 Page : 1

HEAVY VEHICLES

Date 02/17/09	NE 2ND AVENUE From North				NE 12TH STREET From East				NE 2ND AVENUE From South				NE 12TH STREET From West				Total
	UTurn	Left	Thru	Right	UTurn	Left	Thru	Right	UTurn	Left	Thru	Right	UTurn	Left	Thru	Right	
07:00	0	0	0	1	0	0	0	0	0	0	0	0	0	0	0	0	1
07:15	0	0	0	1	0	1	0	0	0	0	0	0	0	0	0	0	2
07:30	0	0	2	1	0	0	0	0	0	0	0	0	0	0	0	0	3
07:45	0	0	1	2	0	0	0	0	0	0	0	0	0	0	0	0	3
Hr Total	0	0	3	5	0	1	0	0	0	0	0	0	0	0	0	0	9
08:00	0	0	0	0	0	0	0	0	0	0	0	0	0	0	0	0	0
08:15	0	0	0	1	0	0	0	0	0	0	0	0	0	0	0	0	1
08:30	0	0	2	0	0	0	0	0	0	0	0	0	0	0	0	0	2
08:45	0	0	1	3	0	0	0	0	0	0	0	0	0	0	0	0	4
Hr Total	0	0	3	4	0	0	0	0	0	0	0	0	0	0	0	0	7
* BREAK *																	
16:00	0	0	0	4	0	0	1	0	0	0	1	0	0	0	0	0	6
16:15	0	0	0	1	0	0	1	0	0	0	0	0	0	0	0	0	2
16:30	0	0	0	3	0	0	0	0	0	0	0	0	0	0	0	0	3
16:45	0	0	1	0	0	0	1	0	0	0	0	0	0	0	0	0	2
Hr Total	0	0	1	8	0	0	3	0	0	0	1	0	0	0	0	0	13
17:00	0	0	0	2	0	0	0	0	0	0	0	0	0	0	0	0	2
17:15	0	0	0	2	0	0	0	0	0	0	0	0	0	0	0	0	2
17:30	0	0	0	1	0	0	0	0	0	0	0	0	0	0	0	0	1
17:45	0	0	0	2	0	0	0	0	0	0	0	0	0	0	0	0	2
Hr Total	0	0	0	7	0	0	0	0	0	0	0	0	0	0	0	0	7
TOTAL	0	0	7	24	0	1	3	0	0	0	1	0	0	0	0	0	36

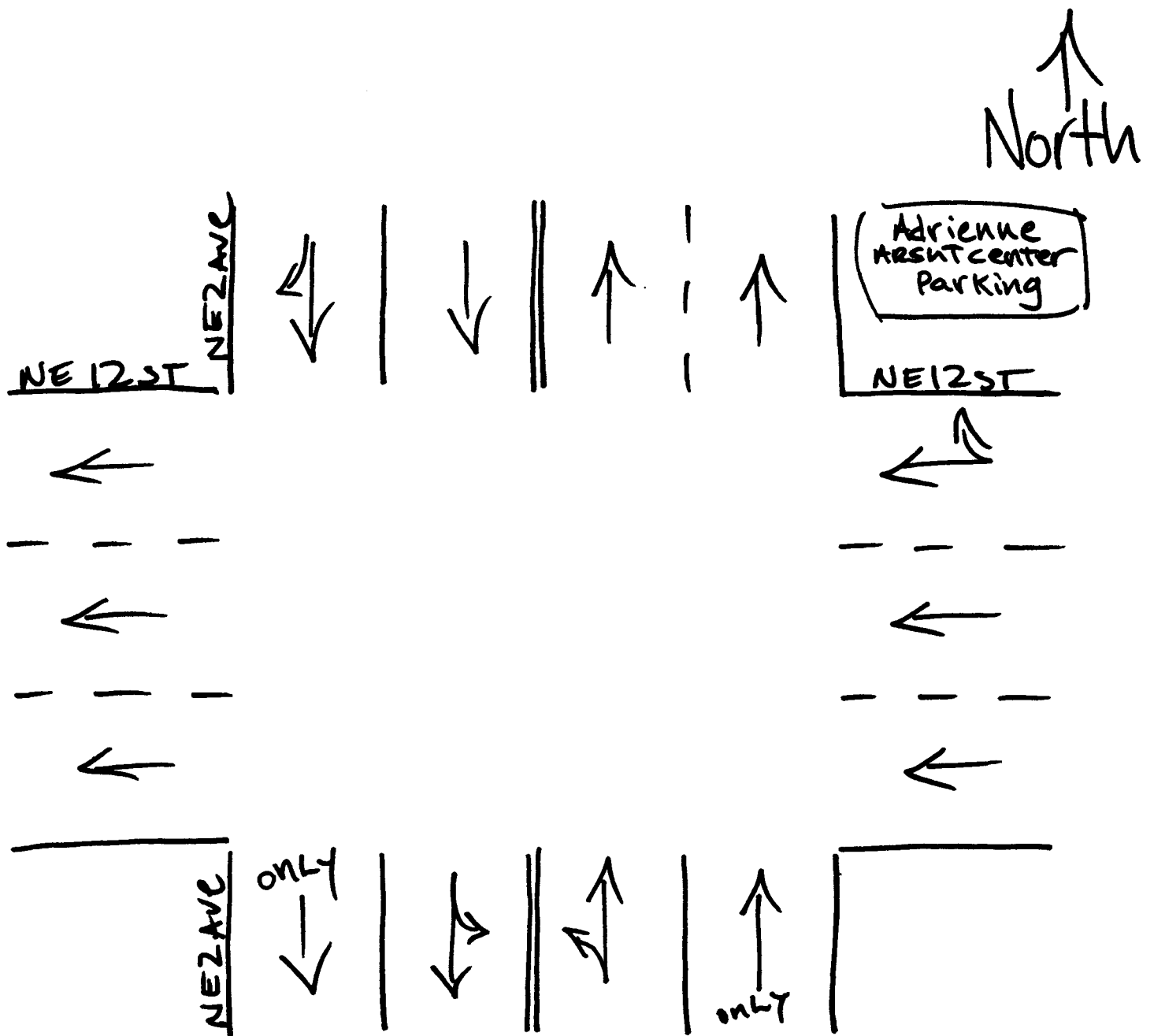
NE 12TH STREET & NE 2ND AVENUE
 MIAMI, FLORIDA
 COUNTED BY: MAXIE ESPINOSA
 SIGNALIZED

TRAFFIC SURVEY SPECIALISTS, INC.
 624 GARDENIA TERRACE
 DELRAY BEACH, FLORIDA 33444
 (561) 272-3255 FAX (561) 272-4381

Site Code : 00090010
 Start Date: 02/17/09
 File I.D. : 12ST_2AV
 Page : 1

PEDESTRIANS

Date 02/17/09	NE 2ND AVENUE From North				NE 12TH STREET From East				NE 2ND AVENUE From South				NE 12TH STREET From West				Total
	Left	Thru	RIGHT	PEDS	Left	Thru	RIGHT	PEDS	Left	Thru	RIGHT	PEDS	Left	Thru	RIGHT	PEDS	
07:00	0	0	0	5	0	0	0	15	0	0	0	0	0	0	0	7	27
07:15	0	0	0	2	0	0	0	5	0	0	0	0	0	0	0	0	7
07:30	0	0	0	0	0	0	0	0	0	0	0	0	0	0	0	2	2
07:45	0	0	0	0	0	0	0	3	0	0	0	0	0	0	0	0	3
Hr Total	0	0	0	7	0	0	0	23	0	0	0	0	0	0	0	9	39
08:00	0	0	0	0	0	0	0	1	0	0	0	0	0	0	0	0	1
08:15	0	0	0	0	0	0	0	7	0	0	0	0	0	0	0	0	7
08:30	0	0	0	1	0	0	0	5	0	0	0	0	0	0	0	1	7
08:45	0	0	0	1	0	0	0	0	0	0	0	0	0	0	0	0	1
Hr Total	0	0	0	2	0	0	0	13	0	0	0	0	0	0	0	1	16
* BREAK *																	
16:00	0	0	0	0	0	0	0	7	0	0	0	0	0	0	0	1	8
16:15	0	0	0	0	0	0	0	2	0	0	0	0	0	0	0	1	3
16:30	0	0	0	2	0	0	0	3	0	0	0	0	0	0	0	5	10
16:45	0	0	0	1	0	0	0	2	0	0	0	0	0	0	0	1	4
Hr Total	0	0	0	3	0	0	0	14	0	0	0	0	0	0	0	8	25
17:00	0	0	0	1	0	0	0	3	0	0	0	0	0	0	0	3	7
17:15	0	0	0	1	0	0	0	0	0	0	0	0	0	0	0	1	2
17:30	0	0	0	0	0	0	0	2	0	0	0	0	0	0	0	6	8
17:45	0	0	0	0	0	0	0	1	0	0	0	1	0	0	0	0	2
Hr Total	0	0	0	2	0	0	0	6	0	0	0	1	0	0	0	10	19
TOTAL	0	0	0	14	0	0	0	56	0	0	0	1	0	0	0	28	99



Miami, Florida
 February 17, 2009
 drawn by: Luis Palomino
 signalized

EB I 395 OFF RAMP & NE 2ND AVENUE
 MIAMI, FLORIDA
 COUNTED BY: MAXIE ESPINOSA
 SIGNALIZED

TRAFFIC SURVEY SPECIALISTS, INC.
 624 GARDENIA TERRACE
 DELRAY BEACH, FLORIDA 33444
 (561) 272-3255 FAX (561) 272-4381

Site Code : 00090010
 Start Date: 02/18/09
 File I.D. : 395_2AVE
 Page : 1

LIGHT VEHICLES, HEAVY VEHICLES

Date	NE 2ND AVENUE From North				TO NE 11TH TERRACE From East				NE 2ND AVENUE From South				EB I 395 OFF RAMP From West				Total
	UTurn	Left	Thru	Right	UTurn	Left	Thru	Right	UTurn	Left	Thru	Right	UTurn	Left	Thru	Right	
02/18/09	-----																
07:00	0	0	34	0	0	0	0	0	0	0	34	1	0	60	34	39	202
07:15	0	0	57	0	0	0	0	0	0	0	35	1	0	72	37	60	262
07:30	0	0	97	0	0	0	0	0	0	0	31	1	0	75	38	72	314
07:45	0	3	131	0	0	0	0	0	0	0	38	0	0	90	55	80	397
Hr Total	0	3	319	0	0	0	0	0	0	0	138	3	0	297	164	251	1175
08:00	0	3	152	0	0	0	0	0	0	0	45	3	0	67	46	47	363
08:15	0	4	163	0	0	0	0	0	0	0	44	0	0	70	46	54	381
08:30	0	4	159	0	0	0	0	0	0	0	46	0	0	73	35	60	377
08:45	0	4	158	0	0	0	0	0	0	0	33	1	0	73	55	56	380
Hr Total	0	15	632	0	0	0	0	0	0	0	168	4	0	283	182	217	1501
----- * BREAK * -----																	
16:00	0	1	79	0	0	0	0	0	0	0	35	4	0	57	51	29	256
16:15	0	0	64	0	0	0	0	0	0	0	43	1	0	65	49	23	245
16:30	0	0	86	0	0	0	0	0	0	0	38	2	0	60	51	37	274
16:45	0	0	73	0	0	0	0	0	0	0	42	0	0	64	54	29	262
Hr Total	0	1	302	0	0	0	0	0	0	0	158	7	0	246	205	118	1037
17:00	0	2	85	0	0	0	0	0	0	0	53	0	0	74	59	49	322
17:15	0	0	96	0	0	0	0	0	0	0	58	1	0	64	56	45	320
17:30	0	0	82	0	0	0	0	0	0	0	48	0	0	69	58	37	294
17:45	0	0	92	0	0	0	0	0	0	0	58	0	0	60	65	41	316
Hr Total	0	2	355	0	0	0	0	0	0	0	217	1	0	267	238	172	1252

TOTAL	0	21	1608	0	0	0	0	0	0	0	681	15	0	1093	789	758	4965

EB I 395 OFF RAMP & NE 2ND AVENUE
 MIAMI, FLORIDA
 COUNTED BY: MAXIE ESPINOSA
 SIGNALIZED

TRAFFIC SURVEY SPECIALISTS, INC.
 624 GARDENIA TERRACE
 DELRAY BEACH, FLORIDA 33444
 (561) 272-3255 FAX (561) 272-4381

Site Code : 00090010
 Start Date: 02/18/09
 File I.D. : 395_2AVE
 Page : 2

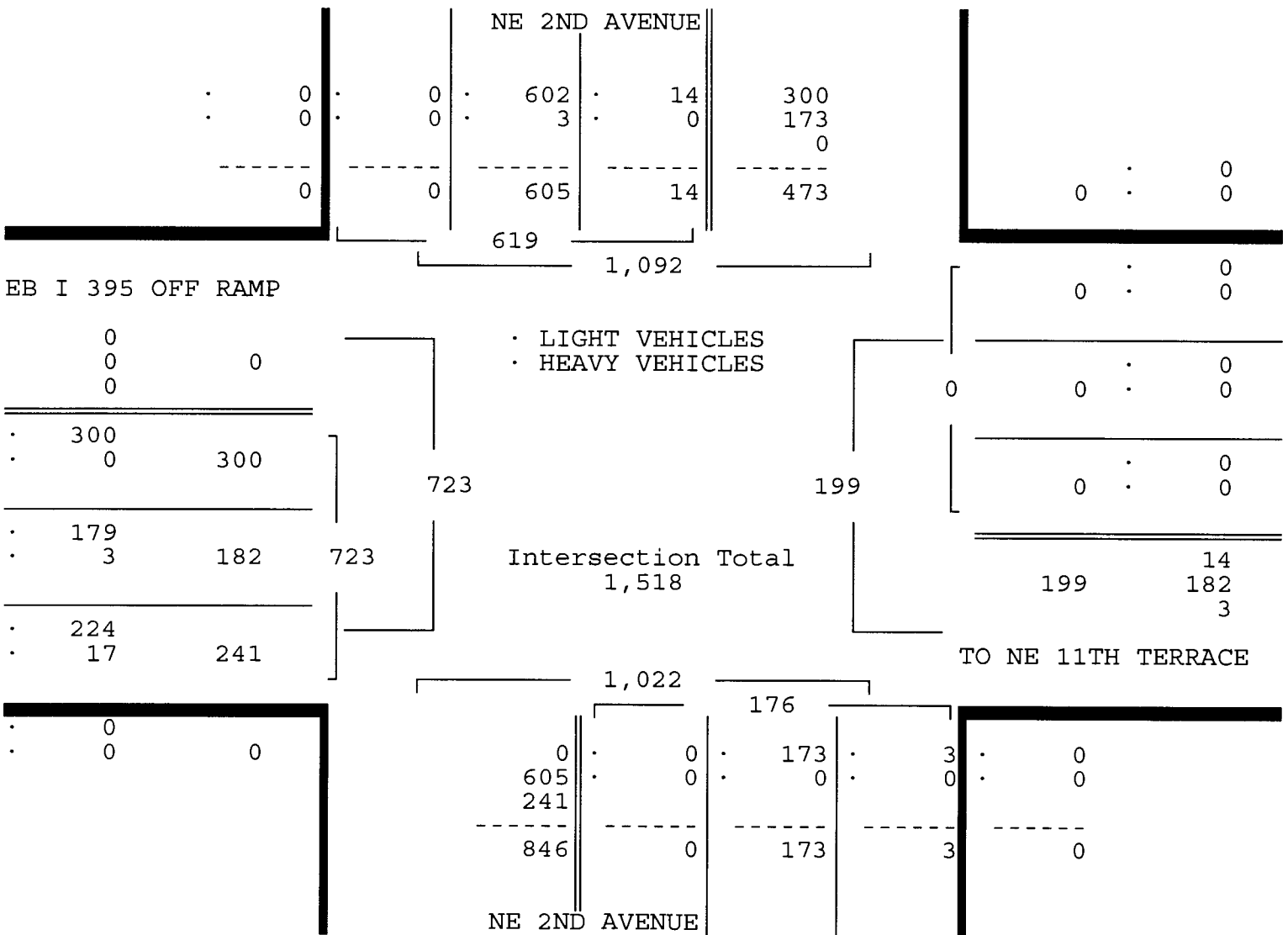
LIGHT VEHICLES, HEAVY VEHICLES

NE 2ND AVENUE				TO NE 11TH TERRACE				NE 2ND AVENUE				EB I 395 OFF RAMP				Total
From North				From East				From South				From West				
UTurn	Left	Thru	Right	UTurn	Left	Thru	Right	UTurn	Left	Thru	Right	UTurn	Left	Thru	Right	

Date 02/18/09

Peak Hour Analysis By Entire Intersection for the Period: 07:00 to 09:00 on 02/18/09

Peak start 07:45				07:45				07:45				07:45			
Volume	0	14	605	0	0	0	0	0	0	173	3	0	300	182	241
Percent	0%	2%	98%	0%	0%	0%	0%	0%	0%	98%	2%	0%	41%	25%	33%
Pk total	619			0				176				723			
Highest	08:15			07:00				08:00				07:45			
Volume	0	4	163	0	0	0	0	0	0	45	3	0	90	55	80
Hi total	167			0				48				225			
PHF	.93			.0				.92				.80			



EB I 395 OFF RAMP & NE 2ND AVENUE
 MIAMI, FLORIDA
 COUNTED BY: MAXIE ESPINOSA
 SIGNALIZED

TRAFFIC SURVEY SPECIALISTS, INC.
 624 GARDENIA TERRACE
 DELRAY BEACH, FLORIDA 33444
 (561) 272-3255 FAX (561) 272-4381

Site Code : 00090010
 Start Date: 02/18/09
 File I.D. : 395_2AVE
 Page : 3

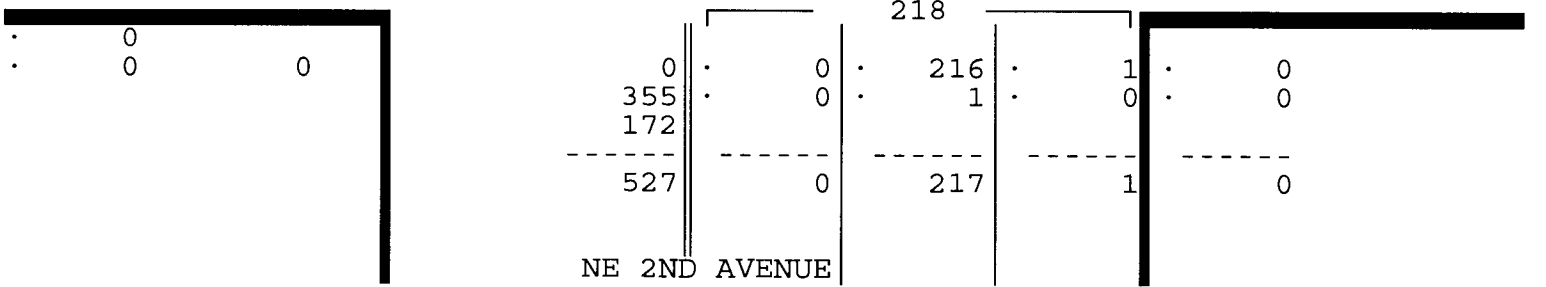
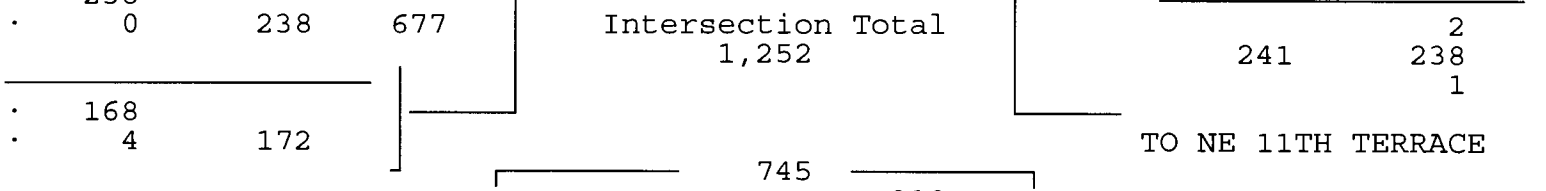
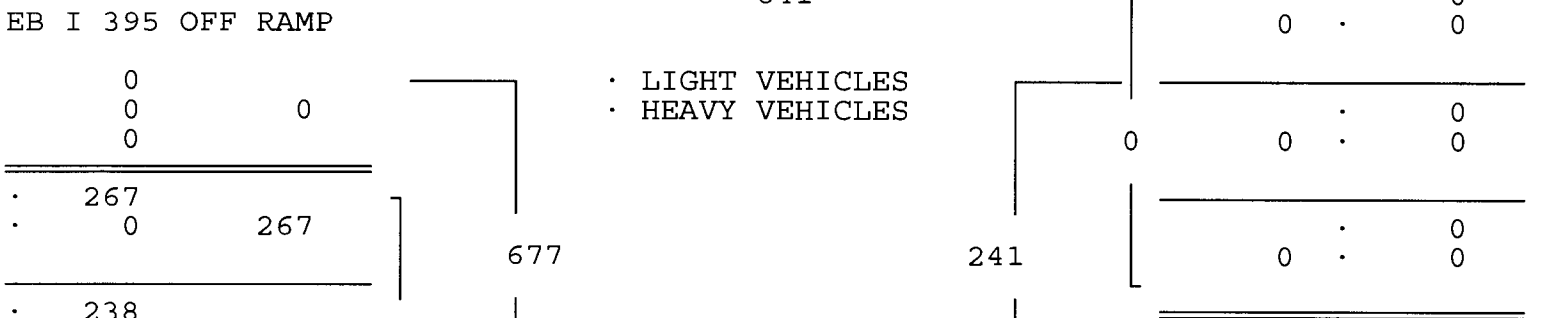
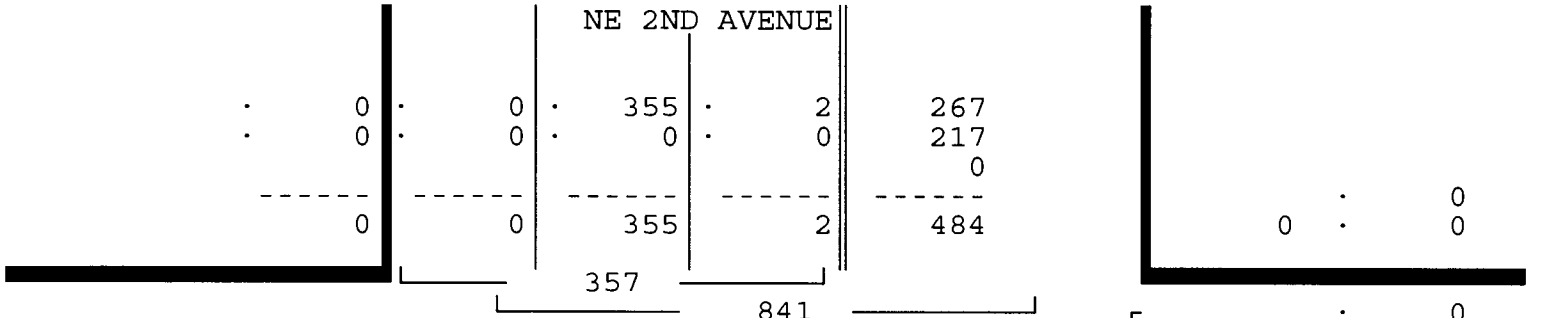
LIGHT VEHICLES, HEAVY VEHICLES

NE 2ND AVENUE From North				TO NE 11TH TERRACE From East				NE 2ND AVENUE From South				EB I 395 OFF RAMP From West				Total
U	L	T	R	U	L	T	R	U	L	T	R	U	L	T	R	

Date 02/18/09

Peak Hour Analysis By Entire Intersection for the Period: 16:00 to 18:00 on 02/18/09

Peak start 17:00				17:00				17:00				17:00			
Volume	0	2	355	0	0	0	0	0	0	217	1	0	267	238	172
Percent	0%	1%	99%	0%	0%	0%	0%	0%	0%	100%	0%	0%	39%	35%	25%
Pk total	357			0			218			677					
Highest	17:15			07:00			17:15			17:00					
Volume	0	0	96	0	0	0	0	0	0	58	1	0	74	59	49
Hi total	96			0			59			182					
PHF	.93			.0			.92			.93					



EB I 395 OFF RAMP & NE 2ND AVENUE
 MIAMI, FLORIDA
 COUNTED BY: MAXIE ESPINOSA
 SIGNALIZED

TRAFFIC SURVEY SPECIALISTS, INC.
 624 GARDENIA TERRACE
 DELRAY BEACH, FLORIDA 33444
 (561) 272-3255 FAX (561) 272-4381

Site Code : 00090010
 Start Date: 02/18/09
 File I.D. : 395_2AVE
 Page : 1

HEAVY VEHICLES

Date	NE 2ND AVENUE From North				TO NE 11TH TERRACE From East				NE 2ND AVENUE From South				EB I 395 OFF RAMP From West				Total
	UTurn	Left	Thru	Right	UTurn	Left	Thru	Right	UTurn	Left	Thru	Right	UTurn	Left	Thru	Right	
02/18/09	-----																
07:00	0	0	1	0	0	0	0	0	0	0	0	0	0	0	3	6	10
07:15	0	0	2	0	0	0	0	0	0	0	0	0	0	0	3	7	12
07:30	0	0	1	0	0	0	0	0	0	0	0	0	0	0	1	9	11
07:45	0	0	0	0	0	0	0	0	0	0	0	0	0	0	0	6	6
Hr Total	0	0	4	0	0	0	0	0	0	0	0	0	0	0	7	28	39
08:00	0	0	1	0	0	0	0	0	0	0	0	0	0	0	1	3	5
08:15	0	0	2	0	0	0	0	0	0	0	0	0	0	0	2	4	8
08:30	0	0	0	0	0	0	0	0	0	0	0	0	0	0	0	4	4
08:45	0	1	1	0	0	0	0	0	0	0	0	0	0	0	1	6	9
Hr Total	0	1	4	0	0	0	0	0	0	0	0	0	0	0	4	17	26
----- * BREAK * -----																	
16:00	0	0	0	0	0	0	0	0	0	0	0	0	0	0	0	2	2
16:15	0	0	0	0	0	0	0	0	0	0	0	0	0	0	0	2	2
16:30	0	0	0	0	0	0	0	0	0	0	0	0	0	0	1	1	2
16:45	0	0	0	0	0	0	0	0	0	0	3	0	0	0	0	1	4
Hr Total	0	0	0	0	0	0	0	0	0	0	3	0	0	0	1	6	10
17:00	0	0	0	0	0	0	0	0	0	0	0	0	0	0	0	2	2
17:15	0	0	0	0	0	0	0	0	0	0	0	0	0	0	0	0	0
17:30	0	0	0	0	0	0	0	0	0	0	1	0	0	0	0	2	3
17:45	0	0	0	0	0	0	0	0	0	0	0	0	0	0	0	0	0
Hr Total	0	0	0	0	0	0	0	0	0	0	1	0	0	0	0	4	5
TOTAL	0	1	8	0	0	0	0	0	0	0	4	0	0	0	12	55	80

EB I 395 OFF RAMP & NE 2ND AVENUE
 MIAMI, FLORIDA
 COUNTED BY: MAXIE ESPINOSA
 SIGNALIZED

TRAFFIC SURVEY SPECIALISTS, INC.
 624 GARDENIA TERRACE
 DELRAY BEACH, FLORIDA 33444
 (561) 272-3255 FAX (561) 272-4381

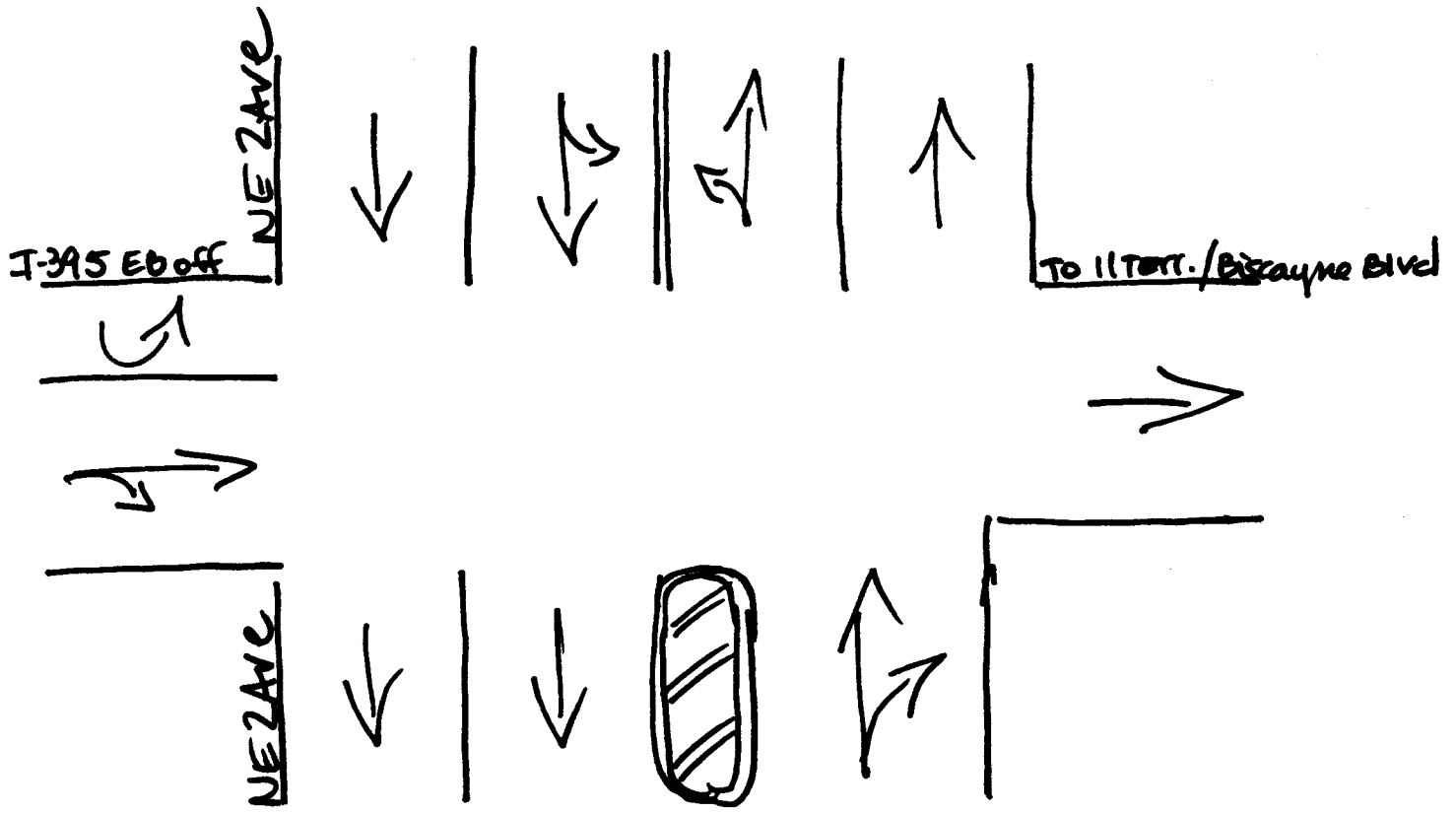
Site Code : 00090010
 Start Date: 02/18/09
 File I.D. : 395_2AVE
 Page : 1

PEDESTRIANS

Date	NE 2ND AVENUE From North				TO NE 11TH TERRACE From East				NE 2ND AVENUE From South				EB I 395 OFF RAMP From West				Total
	Left	Thru	RIGHT	PEDS	Left	Thru	RIGHT	PEDS	Left	Thru	RIGHT	PEDS	Left	Thru	RIGHT	PEDS	
02/18/09	-----																
07:00	0	0	0	0	0	0	0	4	0	0	0	1	0	0	0	8	13
07:15	0	0	0	0	0	0	0	1	0	0	0	0	0	0	0	12	13
07:30	0	0	0	0	0	0	0	4	0	0	0	0	0	0	0	1	5
07:45	0	0	0	0	0	0	0	1	0	0	0	0	0	0	0	1	2
Hr Total	0	0	0	0	0	0	0	10	0	0	0	1	0	0	0	22	33
08:00	0	0	0	0	0	0	0	3	0	0	0	0	0	0	0	3	6
08:15	0	0	0	1	0	0	0	0	0	0	0	1	0	0	0	1	3
08:30	0	0	0	0	0	0	0	3	0	0	0	0	0	0	0	2	5
08:45	0	0	0	1	0	0	0	2	0	0	0	0	0	0	0	1	4
Hr Total	0	0	0	2	0	0	0	8	0	0	0	1	0	0	0	7	18
----- * BREAK * -----																	
16:00	0	0	0	0	0	0	0	3	0	0	0	0	0	0	0	2	5
16:15	0	0	0	0	0	0	0	0	0	0	0	1	0	0	0	2	3
16:30	0	0	0	0	0	0	0	2	0	0	0	0	0	0	0	9	11
16:45	0	0	0	0	0	0	0	0	0	0	0	0	0	0	0	8	8
Hr Total	0	0	0	0	0	0	0	5	0	0	0	1	0	0	0	21	27
17:00	0	0	0	0	0	0	0	1	0	0	0	0	0	0	0	3	4
17:15	0	0	0	0	0	0	0	0	0	0	0	0	0	0	0	6	6
17:30	0	0	0	0	0	0	0	0	0	0	0	1	0	0	0	0	1
17:45	0	0	0	0	0	0	0	0	0	0	0	1	0	0	0	2	3
Hr Total	0	0	0	0	0	0	0	1	0	0	0	2	0	0	0	11	14

TOTAL	0	0	0	2	0	0	0	24	0	0	0	5	0	0	0	61	92

↑
North



Miami, Florida
February 18, 2009
drawn by: Luis Palomino
signalized

NE 11TH TERRACE & NE 2ND AVENUE
 MIAMI, FLORIDA
 COUNTED BY: MAURICE GOMEZ
 SIGNALIZED

TRAFFIC SURVEY SPECIALISTS, INC.
 624 GARDENIA TERRACE
 DELRAY BEACH, FLORIDA 33444
 (561) 272-3255 FAX (561) 272-4381

Site Code : 00090010
 Start Date: 02/17/09
 File I.D. : 11TE_2AV
 Page : 1

LIGHT VEHICLES, HEAVY VEHICLES

Date 02/17/09	NE 2ND AVENUE From North				NE 11TH TERRACE From East				NE 2ND AVENUE From South				EB I 395 OFF RAMP From West				Total
	UTurn	Left	Thru	Right	UTurn	Left	Thru	Right	UTurn	Left	Thru	Right	UTurn	Left	Thru	Right	
07:00	0	2	96	0	0	0	0	0	0	0	0	0	0	38	47	147	330
07:15	0	2	107	0	0	0	0	0	0	0	0	0	0	36	49	144	338
07:30	0	1	139	0	0	0	0	0	0	0	0	0	0	42	56	175	413
07:45	0	4	160	0	0	0	0	0	0	0	0	0	0	45	41	197	447
Hr Total	0	9	502	0	0	0	0	0	0	0	0	0	0	161	193	663	1528
08:00	0	6	184	0	0	0	0	0	0	0	0	0	0	39	51	190	470
08:15	0	4	228	0	0	0	0	0	0	0	0	0	0	43	52	165	492
08:30	0	9	213	0	0	0	0	0	0	0	0	0	0	44	52	162	480
08:45	0	2	179	0	0	0	0	0	0	0	0	0	0	48	43	175	447
Hr Total	0	21	804	0	0	0	0	0	0	0	0	0	0	174	198	692	1889
* BREAK *																	
16:00	0	0	88	0	0	0	0	0	0	0	0	0	0	29	49	58	224
16:15	0	1	83	0	0	0	0	0	0	0	0	0	0	28	41	47	200
16:30	0	2	96	0	0	0	0	0	0	0	0	0	0	25	39	43	205
16:45	0	3	100	0	0	0	0	0	0	0	0	0	0	25	39	53	220
Hr Total	0	6	367	0	0	0	0	0	0	0	0	0	0	107	168	201	849
17:00	0	2	104	0	0	0	0	0	0	0	0	0	0	34	39	56	235
17:15	0	3	129	0	0	0	0	0	0	0	0	0	0	25	52	105	314
17:30	0	1	130	0	0	0	0	0	0	0	0	0	0	39	33	91	294
17:45	0	2	103	0	0	0	0	0	0	0	0	0	0	38	53	96	292
Hr Total	0	8	466	0	0	0	0	0	0	0	0	0	0	136	177	348	1135
TOTAL	0	44	2139	0	0	0	0	0	0	0	0	0	0	578	736	1904	5401

NE 11TH TERRACE & NE 2ND AVENUE
 MIAMI, FLORIDA
 COUNTED BY: MAURICE GOMEZ
 SIGNALIZED

TRAFFIC SURVEY SPECIALISTS, INC.
 624 GARDENIA TERRACE
 DELRAY BEACH, FLORIDA 33444
 (561) 272-3255 FAX (561) 272-4381

Site Code : 00090010
 Start Date: 02/17/09
 File I.D. : 11TE_2AV
 Page : 2

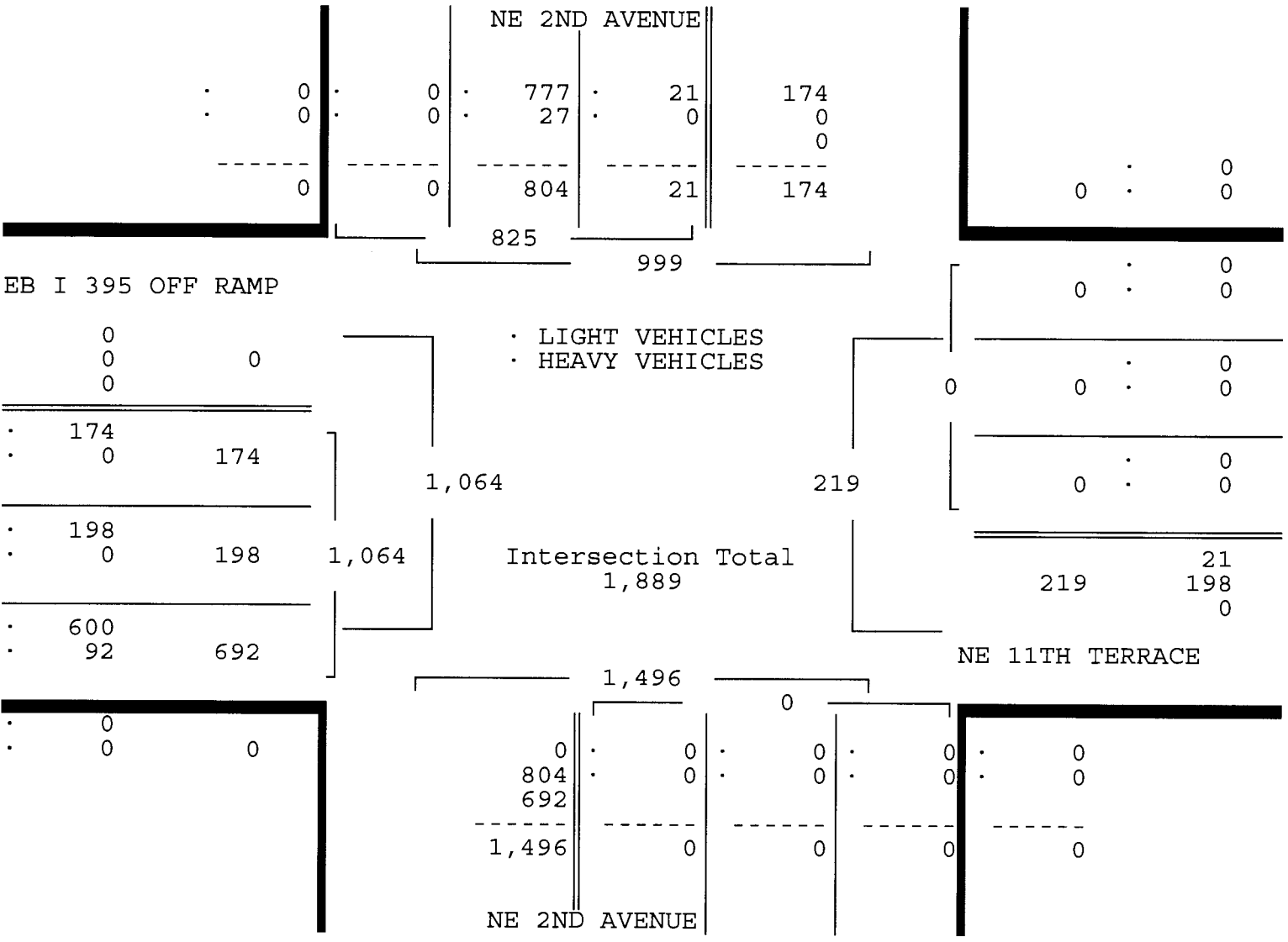
LIGHT VEHICLES, HEAVY VEHICLES

NE 2ND AVENUE From North				NE 11TH TERRACE From East				NE 2ND AVENUE From South				EB I 395 OFF RAMP From West				Total
UTurn	Left	Thru	Right	UTurn	Left	Thru	Right	UTurn	Left	Thru	Right	UTurn	Left	Thru	Right	

Date 02/17/09

Peak Hour Analysis By Entire Intersection for the Period: 07:00 to 09:00 on 02/17/09

Peak start	08:00				08:00				08:00							
Volume	0	21	804	0	0	0	0	0	0	0	0	0	0	174	198	692
Percent	0%	3%	97%	0%	0%	0%	0%	0%	0%	0%	0%	0%	0%	16%	19%	65%
Pk total	825				0				1064							
Highest	08:15				07:00				08:00							
Volume	0	4	228	0	0	0	0	0	0	0	0	0	39	51	190	
Hi total	232				0				280							
PHF	.89				.0				.95							



NE 11TH TERRACE & NE 2ND AVENUE
 MIAMI, FLORIDA
 COUNTED BY: MAURICE GOMEZ
 SIGNALIZED

TRAFFIC SURVEY SPECIALISTS, INC.
 624 GARDENIA TERRACE
 DELRAY BEACH, FLORIDA 33444
 (561) 272-3255 FAX (561) 272-4381

Site Code : 00090010
 Start Date: 02/17/09
 File I.D. : 11TE_2AV
 Page : 3

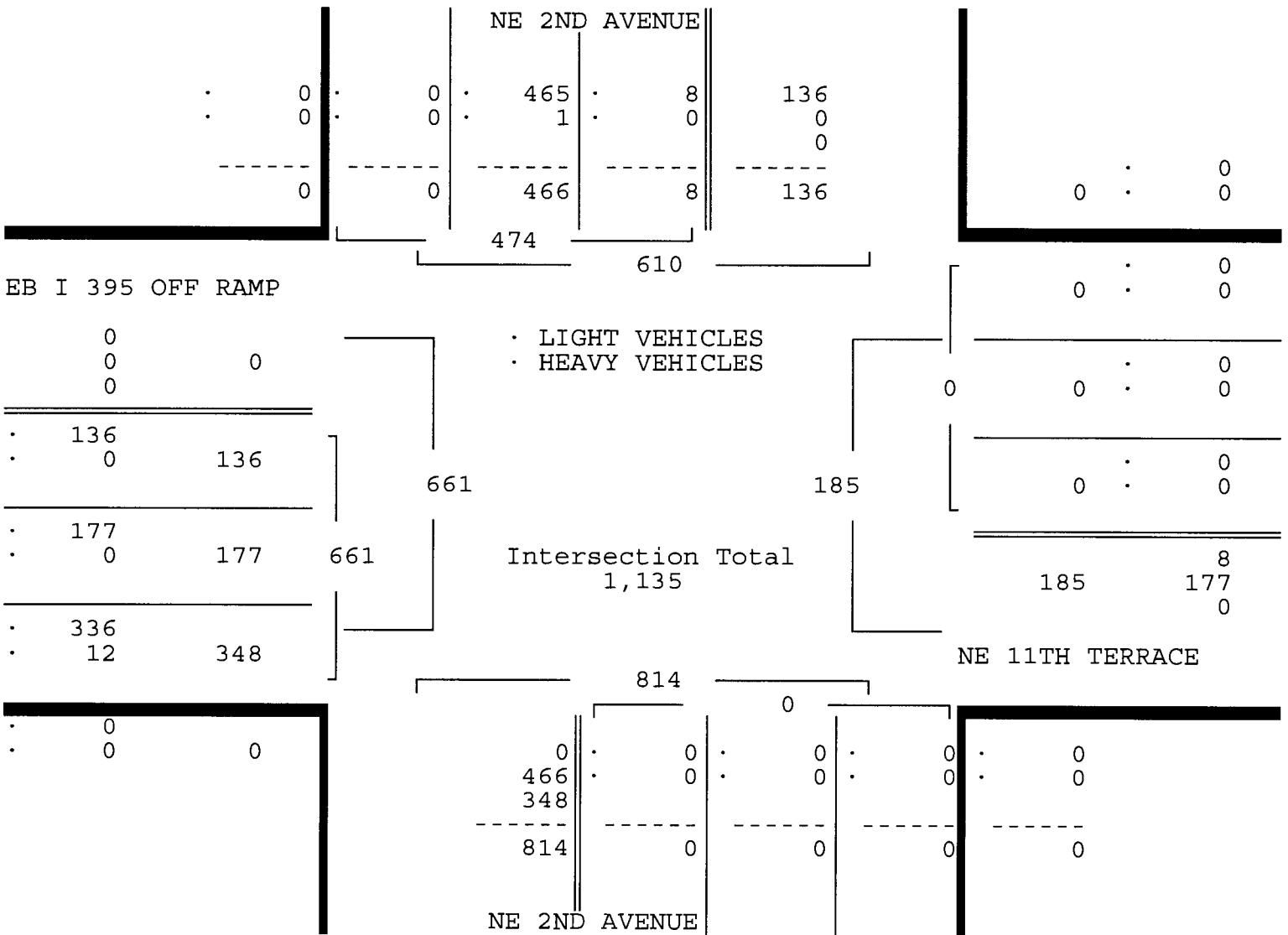
LIGHT VEHICLES, HEAVY VEHICLES

NE 2ND AVENUE From North				NE 11TH TERRACE From East				NE 2ND AVENUE From South				EB I 395 OFF RAMP From West				Total
UTurn	Left	Thru	Right	UTurn	Left	Thru	Right	UTurn	Left	Thru	Right	UTurn	Left	Thru	Right	

Date 02/17/09

Peak Hour Analysis By Entire Intersection for the Period: 16:00 to 18:00 on 02/17/09

Peak start 17:00				17:00				17:00				17:00			
Volume	0	8	466	0	0	0	0	0	0	0	0	0	136	177	348
Percent	0%	2%	98%	0%	0%	0%	0%	0%	0%	0%	0%	0%	21%	27%	53%
Pk total	474			0				0				661			
Highest	17:15			07:00				07:00				17:45			
Volume	0	3	129	0	0	0	0	0	0	0	0	0	38	53	96
Hi total	132			0				0				187			
PHF	.90			.0				.0				.88			



NE 11TH TERRACE & NE 2ND AVENUE
 MIAMI, FLORIDA
 COUNTED BY: MAURICE GOMEZ
 SIGNALIZED

TRAFFIC SURVEY SPECIALISTS, INC.
 624 GARDENIA TERRACE
 DELRAY BEACH, FLORIDA 33444
 (561) 272-3255 FAX (561) 272-4381

Site Code : 00090010
 Start Date: 02/17/09
 File I.D. : 11TE_2AV
 Page : 1

HEAVY VEHICLES

Date	NE 2ND AVENUE From North				NE 11TH TERRACE From East				NE 2ND AVENUE From South				EB I 395 OFF RAMP From West				Total
	UTurn	Left	Thru	Right	UTurn	Left	Thru	Right	UTurn	Left	Thru	Right	UTurn	Left	Thru	Right	
02/17/09	-----																
07:00	0	1	4	0	0	0	0	0	0	0	0	0	0	0	2	29	36
07:15	0	1	7	0	0	0	0	0	0	0	0	0	0	0	0	23	31
07:30	0	0	8	0	0	0	0	0	0	0	0	0	0	0	0	18	26
07:45	0	1	7	0	0	0	0	0	0	0	0	0	0	0	0	18	26
Hr Total	0	3	26	0	0	0	0	0	0	0	0	0	0	0	2	88	119
08:00	0	0	7	0	0	0	0	0	0	0	0	0	0	0	0	19	26
08:15	0	0	4	0	0	0	0	0	0	0	0	0	0	0	0	27	31
08:30	0	0	7	0	0	0	0	0	0	0	0	0	0	0	0	26	33
08:45	0	0	9	0	0	0	0	0	0	0	0	0	0	0	0	20	29
Hr Total	0	0	27	0	0	0	0	0	0	0	0	0	0	0	0	92	119
----- * BREAK * -----																	
16:00	0	0	1	0	0	0	0	0	0	0	0	0	0	1	0	7	9
16:15	0	0	3	0	0	0	0	0	0	0	0	0	0	0	0	6	9
16:30	0	0	0	0	0	0	0	0	0	0	0	0	0	0	0	3	3
16:45	0	0	1	0	0	0	0	0	0	0	0	0	0	0	0	2	3
Hr Total	0	0	5	0	0	0	0	0	0	0	0	0	0	1	0	18	24
17:00	0	0	0	0	0	0	0	0	0	0	0	0	0	0	0	3	3
17:15	0	0	0	0	0	0	0	0	0	0	0	0	0	0	0	4	4
17:30	0	0	0	0	0	0	0	0	0	0	0	0	0	0	0	1	1
17:45	0	0	1	0	0	0	0	0	0	0	0	0	0	0	0	4	5
Hr Total	0	0	1	0	0	0	0	0	0	0	0	0	0	0	0	12	13

TOTAL	0	3	59	0	0	0	0	0	0	0	0	0	0	1	2	210	275

NE 11TH TERRACE & NE 2ND AVENUE
 MIAMI, FLORIDA
 COUNTED BY: MAURICE GOMEZ
 SIGNALIZED

TRAFFIC SURVEY SPECIALISTS, INC.
 624 GARDENIA TERRACE
 DELRAY BEACH, FLORIDA 33444
 (561) 272-3255 FAX (561) 272-4381

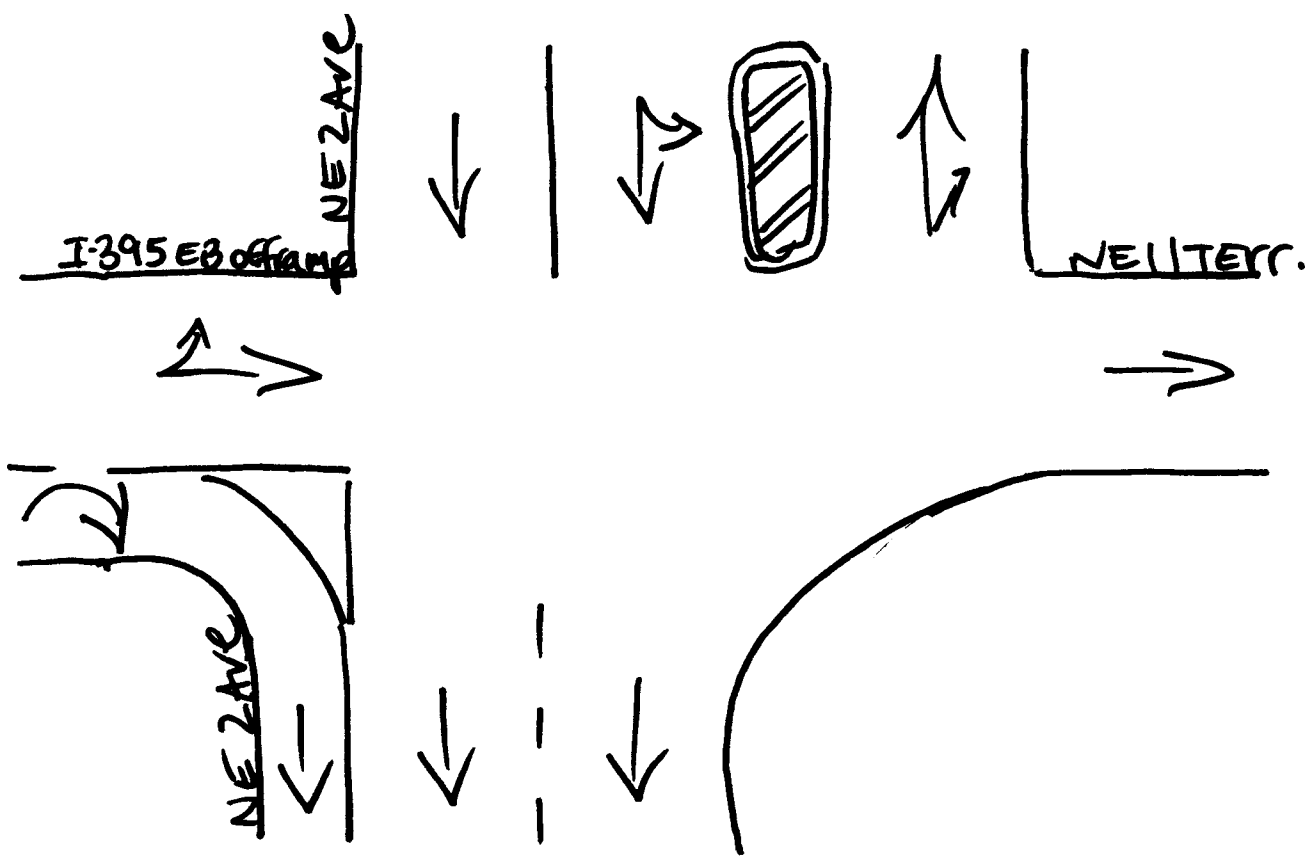
Site Code : 00090010
 Start Date: 02/17/09
 File I.D. : 11TE_2AV
 Page : 1

PEDESTRIANS

Date	NE 2ND AVENUE From North				NE 11TH TERRACE From East				NE 2ND AVENUE From South				EB I 395 OFF RAMP From West				Total
	Left	Thru	RIGHT	PEDS	Left	Thru	RIGHT	PEDS	Left	Thru	RIGHT	PEDS	Left	Thru	RIGHT	PEDS	
02/17/09	-----																
07:00	0	0	0	0	0	0	0	13	0	0	0	0	0	0	0	8	21
07:15	0	0	0	0	0	0	0	4	0	0	0	1	0	0	0	4	9
07:30	0	0	0	0	0	0	0	1	0	0	0	0	0	0	0	2	3
07:45	0	0	0	0	0	0	0	4	0	0	0	0	0	0	0	0	4
Hr Total	0	0	0	0	0	0	0	22	0	0	0	1	0	0	0	14	37
08:00	0	0	0	0	0	0	0	0	0	0	0	0	0	0	0	0	0
08:15	0	0	0	0	0	0	0	2	0	0	0	0	0	0	0	0	2
08:30	0	0	0	0	0	0	0	2	0	0	0	0	0	0	0	2	4
08:45	0	0	0	0	0	0	0	0	0	0	0	0	0	0	0	1	1
Hr Total	0	0	0	0	0	0	0	4	0	0	0	0	0	0	0	3	7
----- * BREAK * -----																	
16:00	0	0	0	0	0	0	0	4	0	0	0	0	0	0	0	1	5
16:15	0	0	0	1	0	0	0	0	0	0	0	0	0	0	0	1	2
16:30	0	0	0	0	0	0	0	2	0	0	0	0	0	0	0	3	5
16:45	0	0	0	0	0	0	0	1	0	0	0	0	0	0	0	2	3
Hr Total	0	0	0	1	0	0	0	7	0	0	0	0	0	0	0	7	15
17:00	0	0	0	1	0	0	0	2	0	0	0	0	0	0	0	5	8
17:15	0	0	0	0	0	0	0	0	0	0	0	0	0	0	0	2	2
17:30	0	0	0	1	0	0	0	0	0	0	0	0	0	0	0	1	2
17:45	0	0	0	0	0	0	0	0	0	0	0	1	0	0	0	1	2
Hr Total	0	0	0	2	0	0	0	2	0	0	0	1	0	0	0	9	14

TOTAL	0	0	0	3	0	0	0	35	0	0	0	2	0	0	0	33	73

↑
North



Miami, Florida
February 17, 2009
drawn by: Luis Palomino
Signalized

NE 11TH STREET & NE 2ND AVENUE
 MIAMI, FLORIDA
 COUNTED BY: GIANCARLO JOHN
 SIGNALIZED

TRAFFIC SURVEY SPECIALISTS, INC.
 624 GARDENIA TERRACE
 DELRAY BEACH, FLORIDA 33444
 (561) 272-3255 FAX (561) 272-4381

Site Code : 00090010
 Start Date: 02/17/09
 File I.D. : 11STR_2A
 Page : 1

LIGHT VEHICLES, HEAVY VEHICLES

Date	NE 2ND AVENUE From North				NE 11TH STREET From East				NE 2ND AVENUE From South				NE 11TH STREET From West				Total
	UTurn	Left	Thru	Right	UTurn	Left	Thru	Right	UTurn	Left	Thru	Right	UTurn	Left	Thru	Right	
02/17/09	-----																
07:00	0	7	203	35	0	2	10	0	0	0	0	0	0	0	0	0	257
07:15	0	7	210	43	0	0	3	0	0	0	0	0	0	0	0	0	263
07:30	0	6	260	58	0	2	4	0	0	0	0	0	0	0	0	0	330
07:45	0	12	294	72	0	2	3	0	0	0	0	0	0	0	0	0	383
Hr Total	0	32	967	208	0	6	20	0	0	0	0	0	0	0	0	0	1233
08:00	0	16	330	51	0	2	10	0	0	0	0	0	0	0	0	0	409
08:15	0	12	361	43	0	2	9	0	0	0	0	0	0	0	0	0	427
08:30	0	10	343	30	0	1	12	0	0	0	0	0	0	0	0	0	396
08:45	0	6	337	29	0	1	7	0	0	0	0	0	0	0	0	0	380
Hr Total	0	44	1371	153	0	6	38	0	0	0	0	0	0	0	0	0	1612
----- * BREAK * -----																	
16:00	0	14	116	21	0	1	17	0	0	0	0	0	0	0	0	0	169
16:15	0	5	120	11	0	1	24	0	0	0	0	0	0	0	0	0	161
16:30	0	7	114	14	0	0	20	0	0	0	0	0	0	0	0	0	155
16:45	0	6	137	17	0	3	16	0	0	0	0	0	0	0	0	0	179
Hr Total	0	32	487	63	0	5	77	0	0	0	0	0	0	0	0	0	664
17:00	0	9	147	6	0	3	15	0	0	0	0	0	0	0	0	0	180
17:15	0	5	216	21	0	5	24	0	0	0	0	0	0	0	0	0	271
17:30	0	5	199	29	0	1	9	0	0	0	0	0	0	0	0	0	243
17:45	0	19	147	33	0	2	11	0	0	0	0	0	0	0	0	0	212
Hr Total	0	38	709	89	0	11	59	0	0	0	0	0	0	0	0	0	906

TOTAL	0	146	3534	513	0	28	194	0	0	0	0	0	0	0	0	0	4415

NE 11TH STREET & NE 2ND AVENUE
 MIAMI, FLORIDA
 COUNTED BY: GIANCARLO JOHN
 SIGNALIZED

TRAFFIC SURVEY SPECIALISTS, INC.
 624 GARDENIA TERRACE
 DELRAY BEACH, FLORIDA 33444
 (561) 272-3255 FAX (561) 272-4381

Site Code : 00090010
 Start Date: 02/17/09
 File I.D. : 11STR_2A
 Page : 2

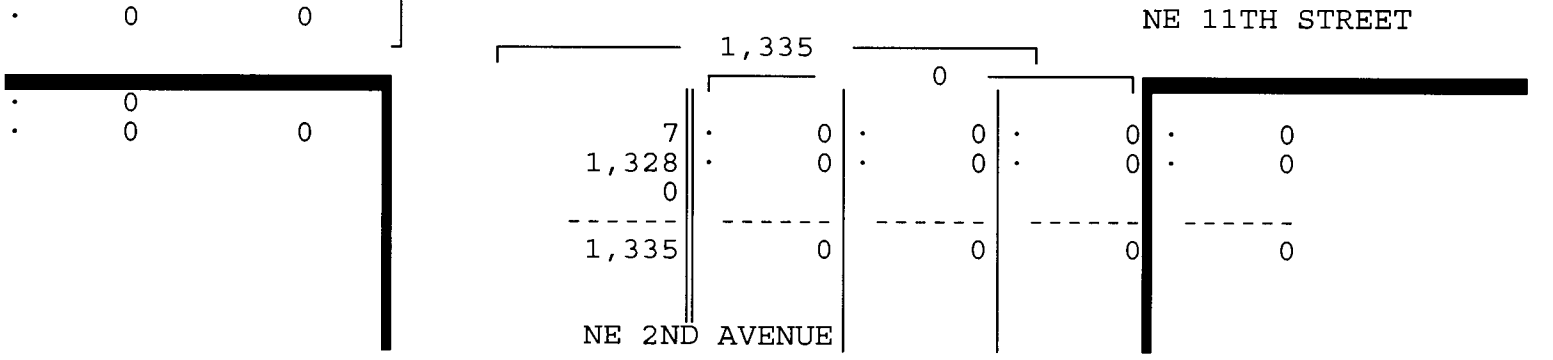
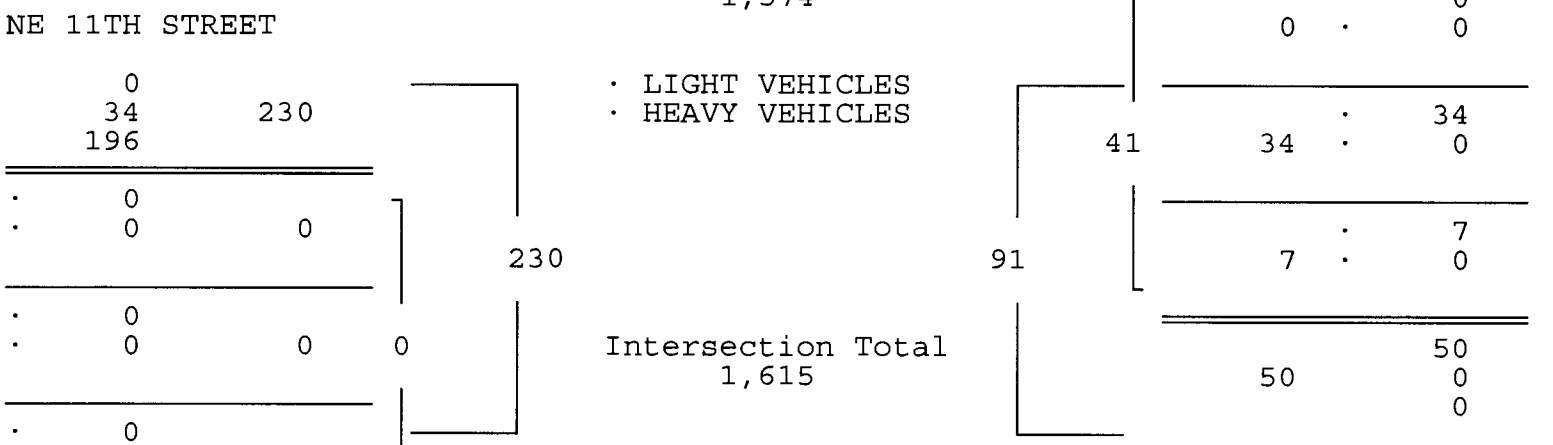

LIGHT VEHICLES, HEAVY VEHICLES

NE 2ND AVENUE From North				NE 11TH STREET From East				NE 2ND AVENUE From South				NE 11TH STREET From West				Total
UTurn	Left	Thru	Right	UTurn	Left	Thru	Right	UTurn	Left	Thru	Right	UTurn	Left	Thru	Right	

Date 02/17/09

Peak Hour Analysis By Entire Intersection for the Period: 07:00 to 09:00 on 02/17/09

Peak start 07:45				07:45				07:45				07:45				Total
Volume	0	50	1328	196	0	7	34	0	0	0	0	0	0	0	0	
Percent	0%	3%	84%	12%	0%	17%	83%	0%	0%	0%	0%	0%	0%	0%	0%	0%
Pk total	1574			41			0			0			0			
Highest	08:15			08:30			07:00			07:00						
Volume	0	12	361	43	0	1	12	0	0	0	0	0	0	0	0	0
Hi total	416			13			0			0			0			
PHF	.95			.79			.0			.0			.0			



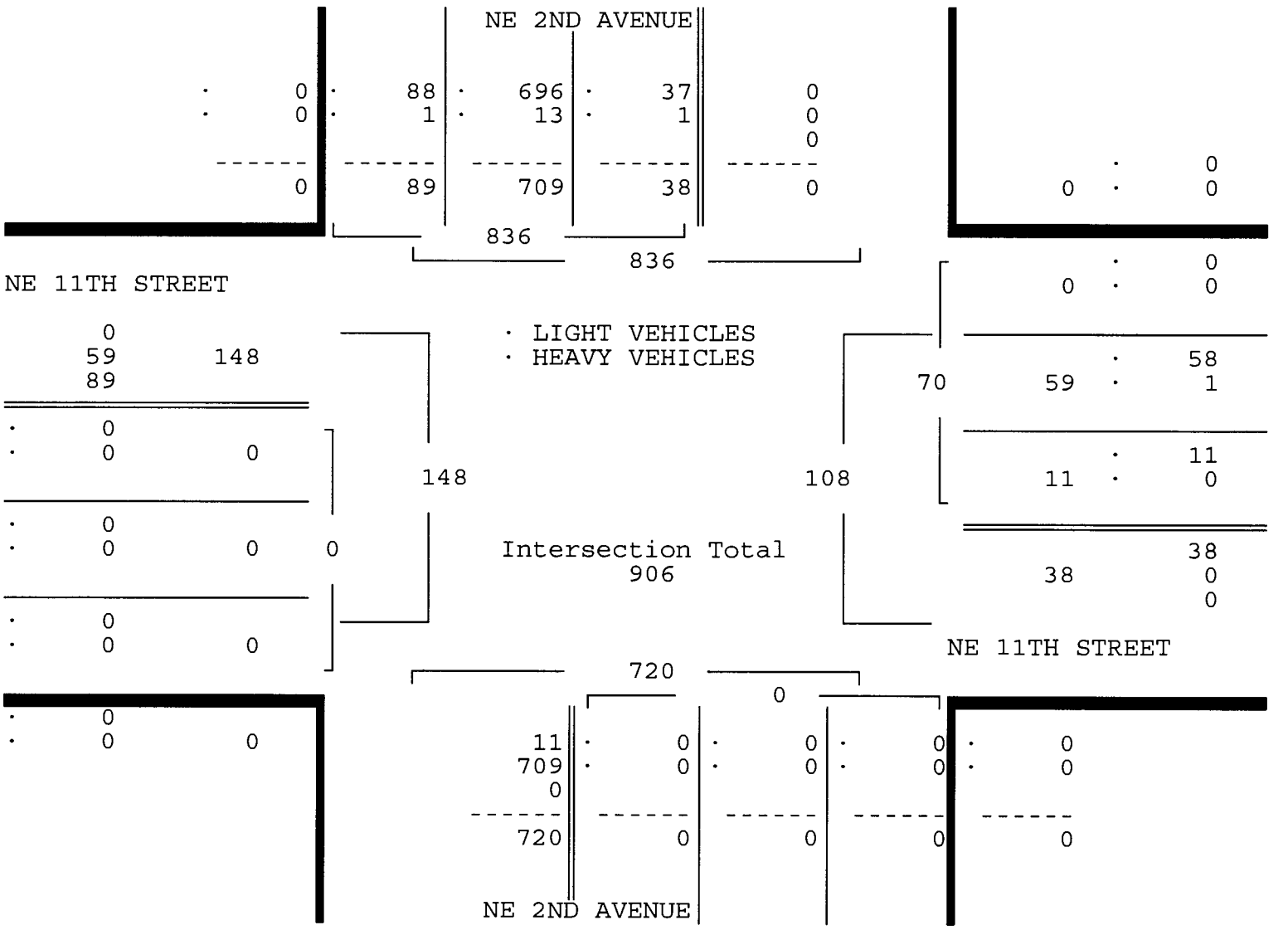
NE 11TH STREET & NE 2ND AVENUE
 MIAMI, FLORIDA
 COUNTED BY: GIANCARLO JOHN
 SIGNALIZED

TRAFFIC SURVEY SPECIALISTS, INC.
 624 GARDENIA TERRACE
 DELRAY BEACH, FLORIDA 33444
 (561) 272-3255 FAX (561) 272-4381

Site Code : 00090010
 Start Date: 02/17/09
 File I.D. : 11STR_2A
 Page : 3

LIGHT VEHICLES, HEAVY VEHICLES

NE 2ND AVENUE From North				NE 11TH STREET From East				NE 2ND AVENUE From South				NE 11TH STREET From West				Total
UTurn	Left	Thru	Right	UTurn	Left	Thru	Right	UTurn	Left	Thru	Right	UTurn	Left	Thru	Right	
Date 02/17/09																
Peak Hour Analysis By Entire Intersection for the Period: 16:00 to 18:00 on 02/17/09																
Peak start 17:00				17:00				17:00				17:00				
Volume	0	38	709	89	0	11	59	0	0	0	0	0	0	0	0	
Percent	0%	5%	85%	11%	0%	16%	84%	0%	0%	0%	0%	0%	0%	0%	0%	
Pk total	836			70			0			0			0			
Highest	17:15			17:15			07:00			07:00						
Volume	0	5	216	21	0	5	24	0	0	0	0	0	0	0	0	
Hi total	242			29			0			0			0			
PHF	.86			.60			.0			.0			.0			



NE 11TH STREET & NE 2ND AVENUE
 MIAMI, FLORIDA
 COUNTED BY: GIANCARLO JOHN
 SIGNALIZED

TRAFFIC SURVEY SPECIALISTS, INC.
 624 GARDENIA TERRACE
 DELRAY BEACH, FLORIDA 33444
 (561) 272-3255 FAX (561) 272-4381

Site Code : 00090010
 Start Date: 02/17/09
 File I.D. : 11STR_2A
 Page : 1

HEAVY VEHICLES

Date	NE 2ND AVENUE From North				NE 11TH STREET From East				NE 2ND AVENUE From South				NE 11TH STREET From West				Total
	UTurn	Left	Thru	Right	UTurn	Left	Thru	Right	UTurn	Left	Thru	Right	UTurn	Left	Thru	Right	
02/17/09	-----																
07:00	0	0	34	0	0	0	0	0	0	0	0	0	0	0	0	0	34
07:15	0	0	29	1	0	0	0	0	0	0	0	0	0	0	0	0	30
07:30	0	0	26	0	0	0	0	0	0	0	0	0	0	0	0	0	26
07:45	0	0	26	0	0	0	0	0	0	0	0	0	0	0	0	0	26
Hr Total	0	0	115	1	0	0	0	0	0	0	0	0	0	0	0	0	116
08:00	0	0	25	0	0	0	0	0	0	0	0	0	0	0	0	0	25
08:15	0	0	32	0	0	0	0	0	0	0	0	0	0	0	0	0	32
08:30	0	0	36	0	0	0	0	0	0	0	0	0	0	0	0	0	36
08:45	0	0	28	0	0	0	0	0	0	0	0	0	0	0	0	0	28
Hr Total	0	0	121	0	0	0	0	0	0	0	0	0	0	0	0	0	121
----- * BREAK * -----																	
16:00	0	0	7	0	0	0	1	0	0	0	0	0	0	0	0	0	8
16:15	0	0	11	0	0	0	1	0	0	0	0	0	0	0	0	0	12
16:30	0	0	3	0	0	0	1	0	0	0	0	0	0	0	0	0	4
16:45	0	0	2	0	0	0	0	0	0	0	0	0	0	0	0	0	2
Hr Total	0	0	23	0	0	0	3	0	0	0	0	0	0	0	0	0	26
17:00	0	0	3	0	0	0	0	0	0	0	0	0	0	0	0	0	3
17:15	0	0	4	0	0	0	1	0	0	0	0	0	0	0	0	0	5
17:30	0	0	2	0	0	0	0	0	0	0	0	0	0	0	0	0	2
17:45	0	1	4	1	0	0	0	0	0	0	0	0	0	0	0	0	6
Hr Total	0	1	13	1	0	0	1	0	0	0	0	0	0	0	0	0	16

TOTAL	0	1	272	2	0	0	4	0	0	0	0	0	0	0	0	0	279

NE 11TH STREET & NE 2ND AVENUE
 MIAMI, FLORIDA
 COUNTED BY: GIANCARLO JOHN
 SIGNALIZED

TRAFFIC SURVEY SPECIALISTS, INC.
 624 GARDENIA TERRACE
 DELRAY BEACH, FLORIDA 33444
 (561) 272-3255 FAX (561) 272-4381

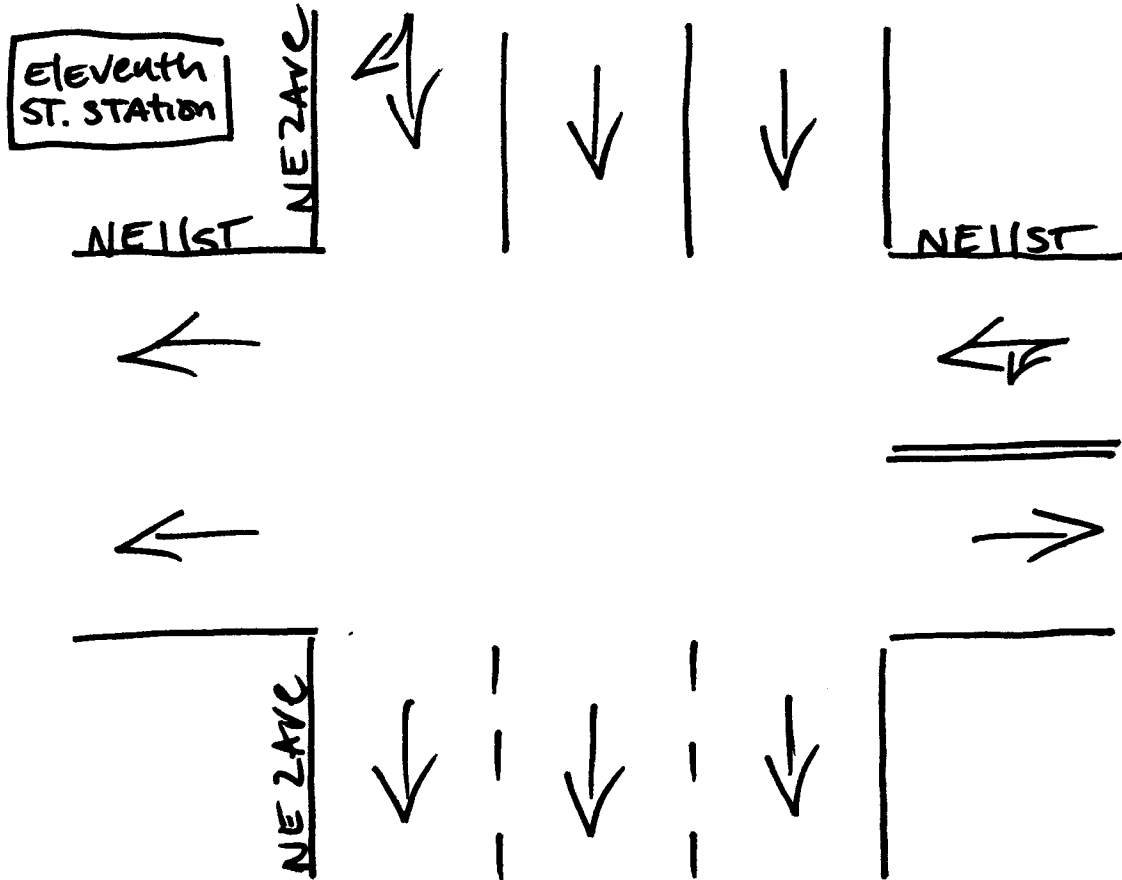
Site Code : 00090010
 Start Date: 02/17/09
 File I.D. : 11STR_2A
 Page : 1

PEDESTRIANS

Date	NE 2ND AVENUE From North				NE 11TH STREET From East				NE 2ND AVENUE From South				NE 11TH STREET From West				Total
	Left	Thru	RIGHT	PEDS	Left	Thru	RIGHT	PEDS	Left	Thru	RIGHT	PEDS	Left	Thru	RIGHT	PEDS	
02/17/09	-----																
07:00	0	0	0	22	0	0	0	0	0	0	0	2	0	0	0	0	24
07:15	0	0	0	15	0	0	0	0	0	0	0	4	0	0	0	2	21
07:30	0	0	0	16	0	0	0	1	0	0	0	2	0	0	0	0	19
07:45	0	0	0	16	0	0	0	0	0	0	0	1	0	0	0	1	18
Hr Total	0	0	0	69	0	0	0	1	0	0	0	9	0	0	0	3	82
08:00	0	0	0	7	0	0	0	0	0	0	0	1	0	0	0	2	10
08:15	0	0	0	10	0	0	0	0	0	0	0	1	0	0	0	3	14
08:30	0	0	0	10	0	0	0	0	0	0	0	1	0	0	0	3	14
08:45	0	0	0	5	0	0	0	0	0	0	0	1	0	0	0	3	9
Hr Total	0	0	0	32	0	0	0	0	0	0	0	4	0	0	0	11	47
----- * BREAK * -----																	
16:00	0	0	0	2	0	0	0	1	0	0	0	1	0	0	0	3	7
16:15	0	0	0	8	0	0	0	1	0	0	0	1	0	0	0	5	15
16:30	0	0	0	2	0	0	0	0	0	0	0	5	0	0	0	7	14
16:45	0	0	0	11	0	0	0	1	0	0	0	4	0	0	0	7	23
Hr Total	0	0	0	23	0	0	0	3	0	0	0	11	0	0	0	22	59
17:00	0	0	0	3	0	0	0	1	0	0	0	1	0	0	0	1	6
17:15	0	0	0	0	0	0	0	2	0	0	0	5	0	0	0	5	12
17:30	0	0	0	5	0	0	0	1	0	0	0	4	0	0	0	4	14
17:45	0	0	0	0	0	0	0	0	0	0	0	2	0	0	0	2	4
Hr Total	0	0	0	8	0	0	0	4	0	0	0	12	0	0	0	12	36

TOTAL	0	0	0	132	0	0	0	8	0	0	0	36	0	0	0	48	224

↑
North



Miami, Florida
February 17, 2009
drawn by: Luis Palomino
Signalized

NE 10TH STREET & NE 2ND AVENUE
 MIAMI, FLORIDA
 COUNTED BY: CARLOS RUIZ
 SIGNALIZED

TRAFFIC SURVEY SPECIALISTS, INC.
 624 GARDENIA TERRACE
 DELRAY BEACH, FLORIDA 33444
 (561) 272-3255 FAX (561) 272-4381

Site Code : 00090010
 Start Date: 02/17/09
 File I.D. : 10STR_2A
 Page : 1

LIGHT VEHICLES, HEAVY VEHICLES

Date	NE 2ND AVENUE From North				NE 10TH STREET From East				NE 2ND AVENUE From South				NE 10TH STREET From West				Total
	UTurn	Left	Thru	Right	UTurn	Left	Thru	Right	UTurn	Left	Thru	Right	UTurn	Left	Thru	Right	
02/17/09	-----																
07:00	0	14	192	0	0	8	0	0	0	0	0	0	0	0	4	3	221
07:15	0	17	201	0	0	8	0	0	0	0	0	0	0	0	4	4	234
07:30	0	16	238	0	0	5	0	0	0	0	0	0	0	0	1	2	262
07:45	0	25	277	0	0	9	0	0	0	0	0	0	0	0	6	6	323
Hr Total	0	72	908	0	0	30	0	0	0	0	0	0	0	0	15	15	1040
08:00	0	32	296	0	0	15	0	0	0	0	0	0	0	0	17	6	366
08:15	0	20	335	0	0	14	0	0	0	0	0	0	0	0	15	8	392
08:30	0	17	332	0	0	13	0	0	0	0	0	0	0	0	17	4	383
08:45	0	15	322	0	0	11	0	0	0	0	0	0	0	0	7	5	360
Hr Total	0	84	1285	0	0	53	0	0	0	0	0	0	0	0	56	23	1501
----- * BREAK * -----																	
16:00	0	9	112	0	0	16	0	0	0	0	0	0	0	0	13	2	152
16:15	0	16	112	0	0	18	0	0	0	0	0	0	0	0	16	8	170
16:30	0	7	106	0	0	12	0	0	0	0	0	0	0	0	12	4	141
16:45	0	9	133	0	0	10	0	0	0	0	0	0	0	0	13	2	167
Hr Total	0	41	463	0	0	56	0	0	0	0	0	0	0	0	54	16	630
17:00	0	16	146	0	0	20	0	0	0	0	0	0	0	0	11	2	195
17:15	0	14	204	0	0	12	0	0	0	0	0	0	0	0	11	0	241
17:30	0	16	177	0	0	10	0	0	0	0	0	0	0	0	17	4	224
17:45	0	21	130	0	0	30	0	0	0	0	0	0	0	0	21	4	206
Hr Total	0	67	657	0	0	72	0	0	0	0	0	0	0	0	60	10	866

TOTAL	0	264	3313	0	0	211	0	0	0	0	0	0	0	0	185	64	4037

NE 10TH STREET & NE 2ND AVENUE
 MIAMI, FLORIDA
 COUNTED BY: CARLOS RUIZ
 SIGNALIZED

TRAFFIC SURVEY SPECIALISTS, INC.
 624 GARDENIA TERRACE
 DELRAY BEACH, FLORIDA 33444
 (561) 272-3255 FAX (561) 272-4381

Site Code : 00090010
 Start Date: 02/17/09
 File I.D. : 10STR_2A
 Page : 2

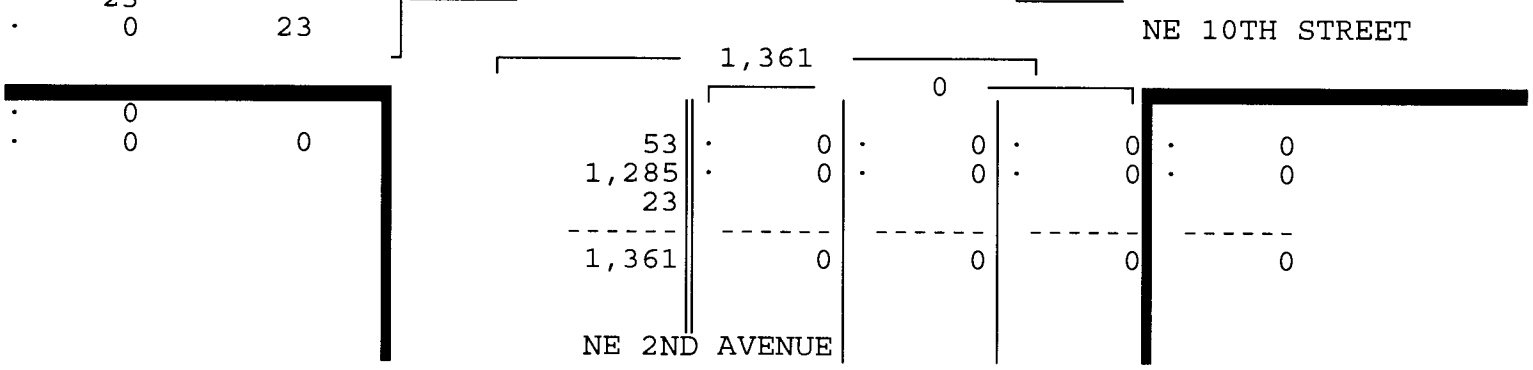
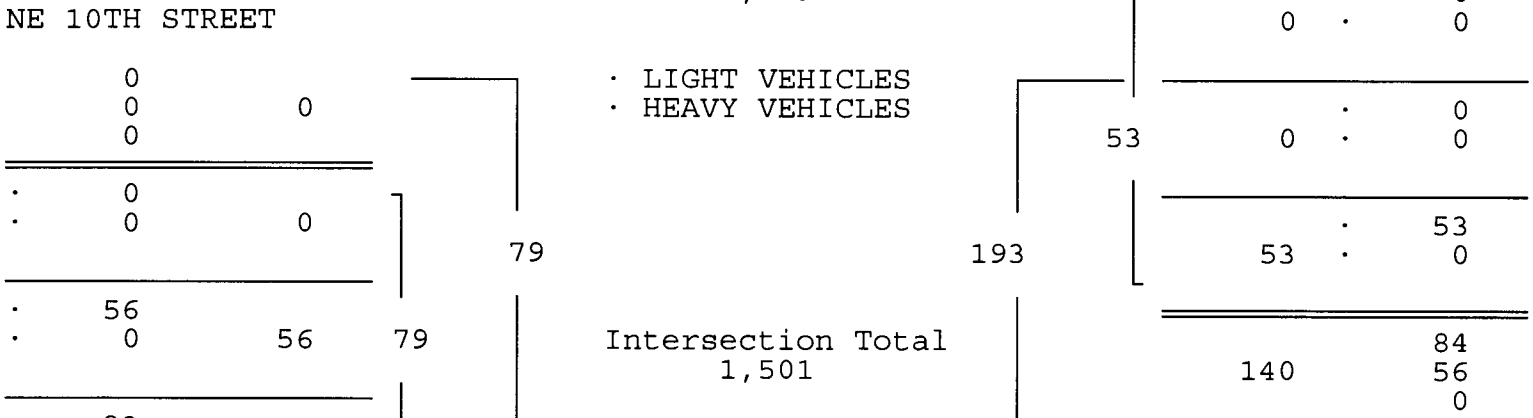

LIGHT VEHICLES, HEAVY VEHICLES

NE 2ND AVENUE From North				NE 10TH STREET From East				NE 2ND AVENUE From South				NE 10TH STREET From West				Total
UTurn	Left	Thru	Right	UTurn	Left	Thru	Right	UTurn	Left	Thru	Right	UTurn	Left	Thru	Right	

Date 02/17/09

Peak Hour Analysis By Entire Intersection for the Period: 07:00 to 09:00 on 02/17/09

Peak start 08:00				08:00				08:00				08:00			
Volume	0	84	1285	0	0	53	0	0	0	0	0	0	0	56	23
Percent	0%	6%	94%	0%	0%	100%	0%	0%	0%	0%	0%	0%	0%	71%	29%
Pk total	1369			53			0			79					
Highest	08:15			08:00			07:00			08:00					
Volume	0	20	335	0	0	15	0	0	0	0	0	0	0	17	6
Hi total	355			15			0			23					
PHF	.96			.88			.0			.86					



NE 10TH STREET & NE 2ND AVENUE
 MIAMI, FLORIDA
 COUNTED BY: CARLOS RUIZ
 SIGNALIZED

TRAFFIC SURVEY SPECIALISTS, INC.
 624 GARDENIA TERRACE
 DELRAY BEACH, FLORIDA 33444
 (561) 272-3255 FAX (561) 272-4381

Site Code : 00090010
 Start Date: 02/17/09
 File I.D. : 10STR_2A
 Page : 3

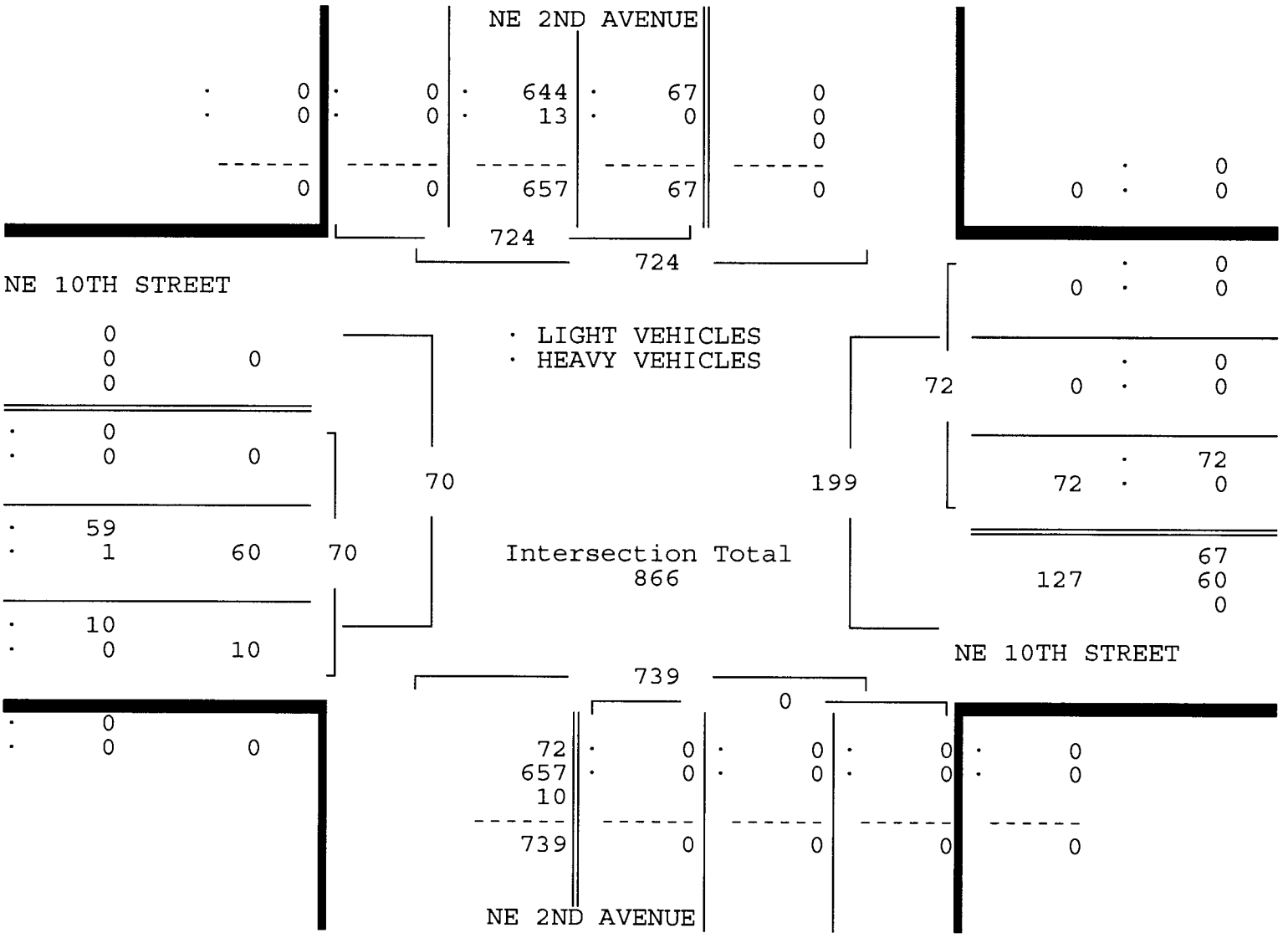
LIGHT VEHICLES, HEAVY VEHICLES

NE 2ND AVENUE From North				NE 10TH STREET From East				NE 2ND AVENUE From South				NE 10TH STREET From West				Total
UTurn	Left	Thru	Right	UTurn	Left	Thru	Right	UTurn	Left	Thru	Right	UTurn	Left	Thru	Right	

Date 02/17/09

Peak Hour Analysis By Entire Intersection for the Period: 16:00 to 18:00 on 02/17/09

Peak start 17:00				17:00				17:00				17:00			
Volume	0	67	657	0	0	72	0	0	0	0	0	0	0	60	10
Percent	0%	9%	91%	0%	0%	100%	0%	0%	0%	0%	0%	0%	0%	86%	14%
Pk total	724			72			0			70					
Highest	17:15			17:45			07:00			17:45					
Volume	0	14	204	0	0	30	0	0	0	0	0	0	0	21	4
Hi total	218			30			0			25					
PHF	.83			.60			.0			.70					



NE 10TH STREET & NE 2ND AVENUE
 MIAMI, FLORIDA
 COUNTED BY: CARLOS RUIZ
 SIGNALIZED

TRAFFIC SURVEY SPECIALISTS, INC.
 624 GARDENIA TERRACE
 DELRAY BEACH, FLORIDA 33444
 (561) 272-3255 FAX (561) 272-4381

Site Code : 00090010
 Start Date: 02/17/09
 File I.D. : 10STR_2A
 Page : 1

HEAVY VEHICLES

Date	NE 2ND AVENUE From North				NE 10TH STREET From East				NE 2ND AVENUE From South				NE 10TH STREET From West				Total
	UTurn	Left	Thru	Right	UTurn	Left	Thru	Right	UTurn	Left	Thru	Right	UTurn	Left	Thru	Right	
02/17/09	-----																
07:00	0	0	33	0	0	0	0	0	0	0	0	0	0	0	0	0	33
07:15	0	0	28	0	0	0	0	0	0	0	0	0	0	0	0	0	28
07:30	0	0	26	0	0	0	0	0	0	0	0	0	0	0	0	0	26
07:45	0	0	28	0	0	0	0	0	0	0	0	0	0	0	0	0	28
Hr Total	0	0	115	0	0	0	0	0	0	0	0	0	0	0	0	0	115
08:00	0	1	22	0	0	0	0	0	0	0	0	0	0	0	0	0	23
08:15	0	0	32	0	0	0	0	0	0	0	0	0	0	0	0	0	32
08:30	0	1	35	0	0	0	0	0	0	0	0	0	0	0	0	0	36
08:45	0	0	28	0	0	0	0	0	0	0	0	0	0	0	0	0	28
Hr Total	0	2	117	0	0	0	0	0	0	0	0	0	0	0	0	0	119
----- * BREAK * -----																	
16:00	0	0	7	0	0	0	0	0	0	0	0	0	0	0	0	0	7
16:15	0	0	11	0	0	0	0	0	0	0	0	0	0	0	0	0	11
16:30	0	0	3	0	0	0	0	0	0	0	0	0	0	0	0	0	3
16:45	0	0	2	0	0	0	0	0	0	0	0	0	0	0	0	0	2
Hr Total	0	0	23	0	0	0	0	0	0	0	0	0	0	0	0	0	23
17:00	0	0	3	0	0	0	0	0	0	0	0	0	0	0	0	0	3
17:15	0	0	4	0	0	0	0	0	0	0	0	0	0	0	0	0	4
17:30	0	0	2	0	0	0	0	0	0	0	0	0	0	0	1	0	3
17:45	0	0	4	0	0	0	0	0	0	0	0	0	0	0	0	0	4
Hr Total	0	0	13	0	0	0	0	0	0	0	0	0	0	0	1	0	14

TOTAL	0	2	268	0	0	0	0	0	0	0	0	0	0	0	1	0	271

NE 10TH STREET & NE 2ND AVENUE
 MIAMI, FLORIDA
 COUNTED BY: CARLOS RUIZ
 SIGNALIZED

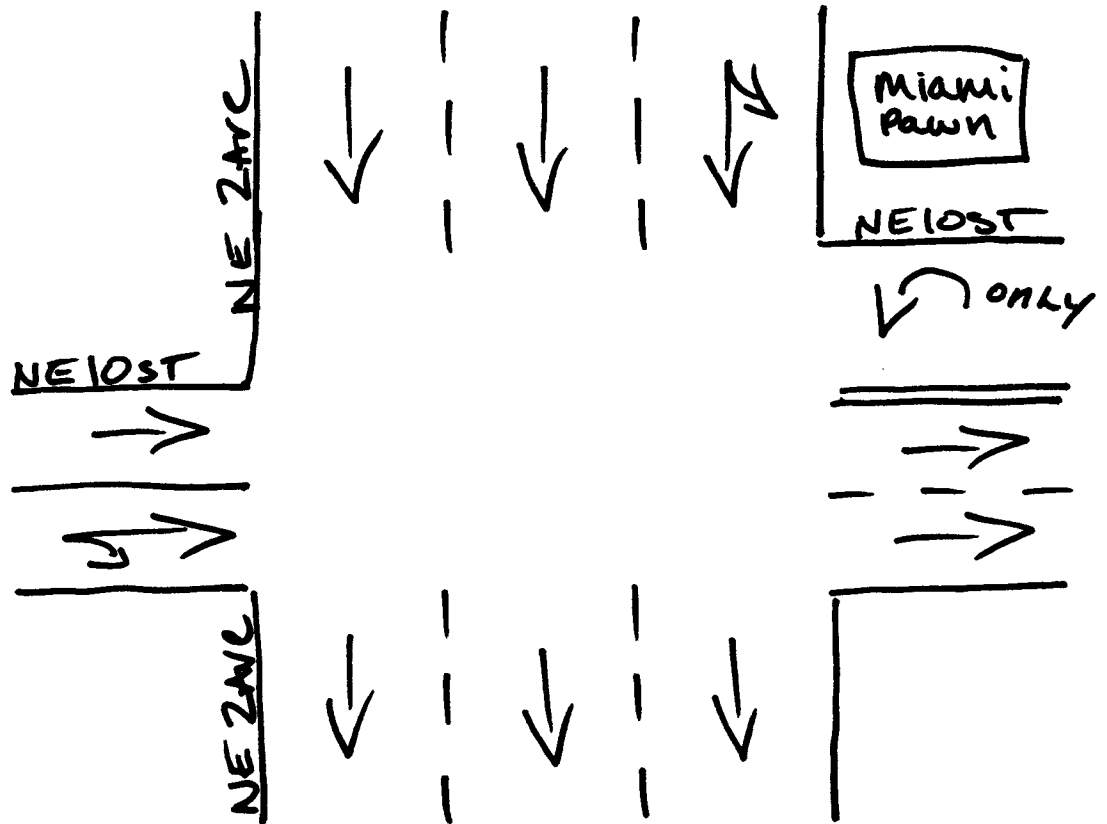
TRAFFIC SURVEY SPECIALISTS, INC.
 624 GARDENIA TERRACE
 DELRAY BEACH, FLORIDA 33444
 (561) 272-3255 FAX (561) 272-4381

Site Code : 00090010
 Start Date: 02/17/09
 File I.D. : 10STR_2A
 Page : 1

PEDESTRIANS

Date 02/17/09	NE 2ND AVENUE From North				NE 10TH STREET From East				NE 2ND AVENUE From South				NE 10TH STREET From West				Total
	Left	Thru	RIGHT	PEDS	Left	Thru	RIGHT	PEDS	Left	Thru	RIGHT	PEDS	Left	Thru	RIGHT	PEDS	
07:00	0	0	0	1	0	0	0	2	0	0	0	2	0	0	0	2	7
07:15	0	0	0	2	0	0	0	1	0	0	0	1	0	0	0	4	8
07:30	0	0	0	1	0	0	0	0	0	0	0	2	0	0	0	1	4
07:45	0	0	0	4	0	0	0	3	0	0	0	6	0	0	0	0	13
Hr Total	0	0	0	8	0	0	0	6	0	0	0	11	0	0	0	7	32
08:00	0	0	0	4	0	0	0	5	0	0	0	2	0	0	0	0	11
08:15	0	0	0	2	0	0	0	2	0	0	0	1	0	0	0	2	7
08:30	0	0	0	6	0	0	0	2	0	0	0	5	0	0	0	10	23
08:45	0	0	0	3	0	0	0	0	0	0	0	1	0	0	0	2	6
Hr Total	0	0	0	15	0	0	0	9	0	0	0	9	0	0	0	14	47
* BREAK *																	
16:00	0	0	0	10	0	0	0	2	0	0	0	0	0	0	0	3	15
16:15	0	0	0	6	0	0	0	0	0	0	0	1	0	0	0	1	8
16:30	0	0	0	4	0	0	0	0	0	0	0	1	0	0	0	2	7
16:45	0	0	0	1	0	0	0	1	0	0	0	0	0	0	0	2	4
Hr Total	0	0	0	21	0	0	0	3	0	0	0	2	0	0	0	8	34
17:00	0	0	0	4	0	0	0	0	0	0	0	0	0	0	0	1	5
17:15	0	0	0	1	0	0	0	0	0	0	0	1	0	0	0	0	2
17:30	0	0	0	7	0	0	0	0	0	0	0	0	0	0	0	2	9
17:45	0	0	0	8	0	0	0	2	0	0	0	1	0	0	0	0	11
Hr Total	0	0	0	20	0	0	0	2	0	0	0	2	0	0	0	3	27
TOTAL	0	0	0	64	0	0	0	20	0	0	0	24	0	0	0	32	140

↑
North



Miami, Florida
February 17, 2009
drawn by: Luis Palomino
signalized

NE 9TH STREET & NE 2ND AVENUE
 MIAMI, FLORIDA
 COUNTED BY: ISIDRO GONZALEZ
 NOT SIGNALIZED

TRAFFIC SURVEY SPECIALISTS, INC.
 624 GARDENIA TERRACE
 DELRAY BEACH, FLORIDA 33444
 (561) 272-3255 FAX (561) 272-4381

Site Code : 00090010
 Start Date: 02/17/09
 File I.D. : 9STR_2AV
 Page : 1

LIGHT VEHICLES, HEAVY VEHICLES

Date	NE 2ND AVENUE From North				NE 9TH STREET From East				NE 2ND AVENUE From South				NE 9TH STREET From West				Total
	UTurn	Left	Thru	Right	UTurn	Left	Thru	Right	UTurn	Left	Thru	Right	UTurn	Left	Thru	Right	
02/17/09	-----																
07:00	0	6	186	18	0	1	8	0	0	0	0	0	0	0	3	1	223
07:15	0	7	192	8	0	2	7	0	0	0	0	0	0	0	2	1	219
07:30	0	4	236	10	0	4	11	0	0	0	0	0	0	0	1	0	266
07:45	0	5	265	20	0	6	14	0	0	0	0	0	0	0	3	1	314
Hr Total	0	22	879	56	0	13	40	0	0	0	0	0	0	0	9	3	1022
08:00	0	7	294	18	0	5	12	0	0	0	0	0	0	0	3	3	342
08:15	0	7	335	15	0	8	15	0	0	0	0	0	0	0	1	4	385
08:30	0	5	326	17	0	5	16	0	0	0	0	0	0	0	2	1	372
08:45	0	1	325	17	0	3	15	0	0	0	0	0	0	0	2	2	365
Hr Total	0	20	1280	67	0	21	58	0	0	0	0	0	0	0	8	10	1464
----- * BREAK * -----																	
16:00	0	10	106	18	0	1	10	0	0	0	0	0	0	0	5	3	153
16:15	0	10	106	21	0	3	10	0	0	0	0	0	0	0	6	2	158
16:30	0	8	99	20	0	0	11	0	0	0	0	0	3	0	2	1	144
16:45	0	7	127	13	0	0	10	0	0	0	0	0	0	0	4	3	164
Hr Total	0	35	438	72	0	4	41	0	0	0	0	0	3	0	17	9	619
17:00	0	5	142	19	0	2	15	0	0	0	0	0	0	0	5	0	188
17:15	0	7	195	14	0	2	9	0	0	0	0	0	1	0	6	2	236
17:30	0	10	171	13	0	1	11	0	0	0	0	0	3	0	4	0	213
17:45	0	6	128	29	0	2	18	0	0	0	0	0	1	0	2	1	187
Hr Total	0	28	636	75	0	7	53	0	0	0	0	0	5	0	17	3	824

TOTAL	0	105	3233	270	0	45	192	0	0	0	0	0	8	0	51	25	3929

NE 9TH STREET & NE 2ND AVENUE
 MIAMI, FLORIDA
 COUNTED BY: ISIDRO GONZALEZ
 NOT SIGNALIZED

TRAFFIC SURVEY SPECIALISTS, INC.
 624 GARDENIA TERRACE
 DELRAY BEACH, FLORIDA 33444
 (561) 272-3255 FAX (561) 272-4381

Site Code : 00090010
 Start Date: 02/17/09
 File I.D. : 9STR_2AV
 Page : 2


LIGHT VEHICLES, HEAVY VEHICLES

NE 2ND AVENUE From North					NE 9TH STREET From East				NE 2ND AVENUE From South				NE 9TH STREET From West				Total
U	L	T	R		U	L	T	R	U	L	T	R	U	L	T	R	

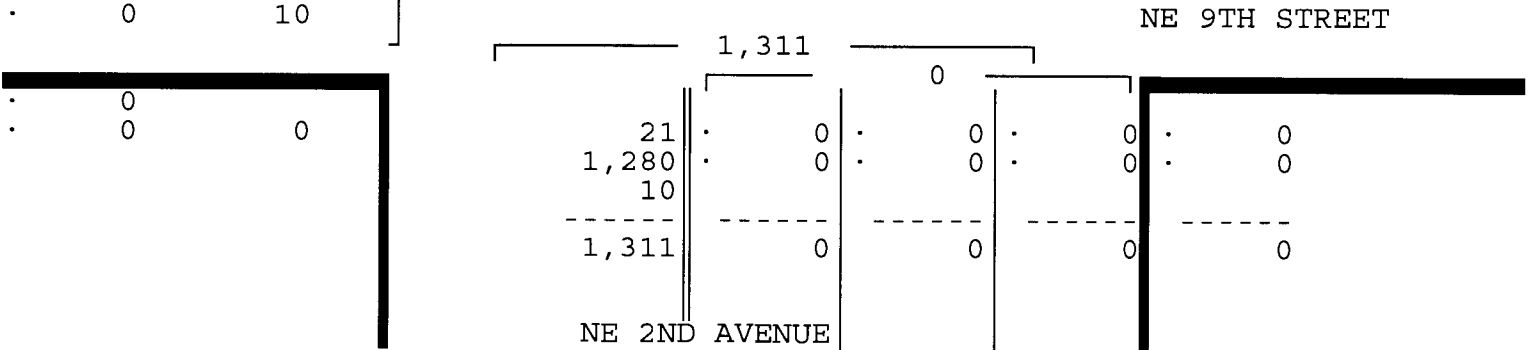
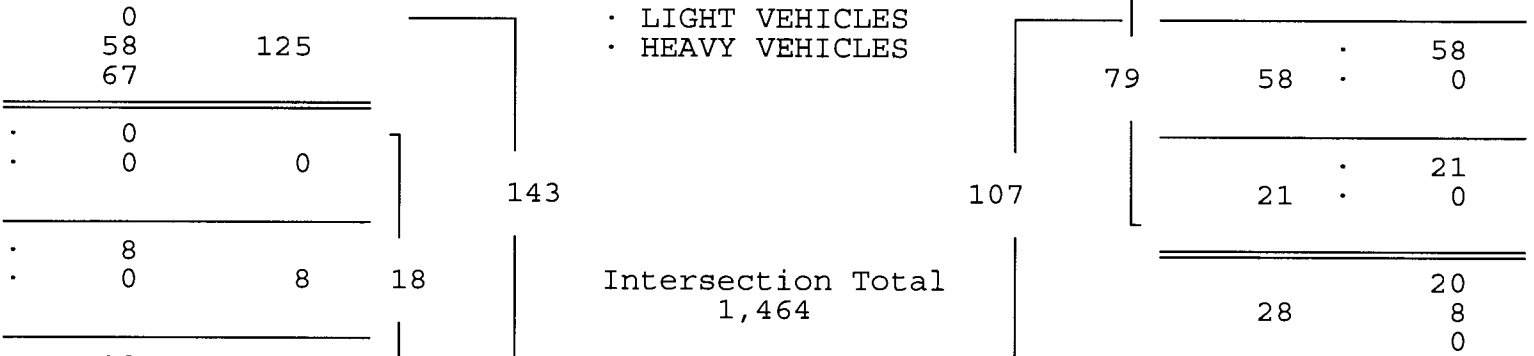
Date 02/17/09

Peak Hour Analysis By Entire Intersection for the Period: 07:00 to 09:00 on 02/17/09

Peak start 08:00					08:00				08:00				08:00			
Volume	0	20	1280	67	0	21	58	0	0	0	0	0	0	0	8	10
Percent	0%	1%	94%	5%	0%	27%	73%	0%	0%	0%	0%	0%	0%	0%	44%	56%
Pk total	1367				79				0				18			
Highest	08:15				08:15				07:00				08:00			
Volume	0	7	335	15	0	8	15	0	0	0	0	0	0	0	3	3
Hi total	357				23				0				6			
PHF	.96				.86				.0				.75			



NE 9TH STREET



NE 9TH STREET & NE 2ND AVENUE
 MIAMI, FLORIDA
 COUNTED BY: ISIDRO GONZALEZ
 NOT SIGNALIZED

TRAFFIC SURVEY SPECIALISTS, INC.
 624 GARDENIA TERRACE
 DELRAY BEACH, FLORIDA 33444
 (561) 272-3255 FAX (561) 272-4381

Site Code : 00090010
 Start Date: 02/17/09
 File I.D. : 9STR_2AV
 Page : 3

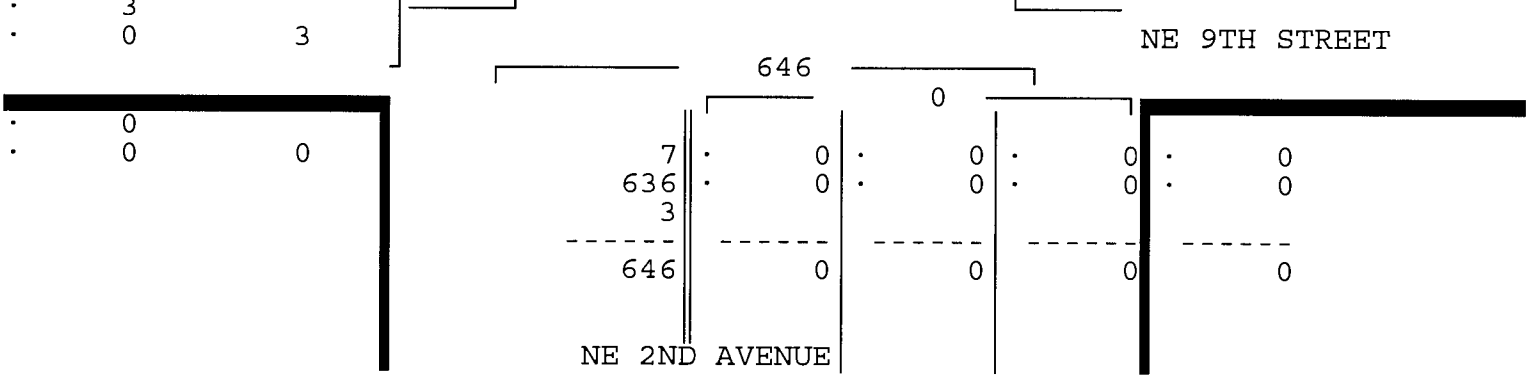
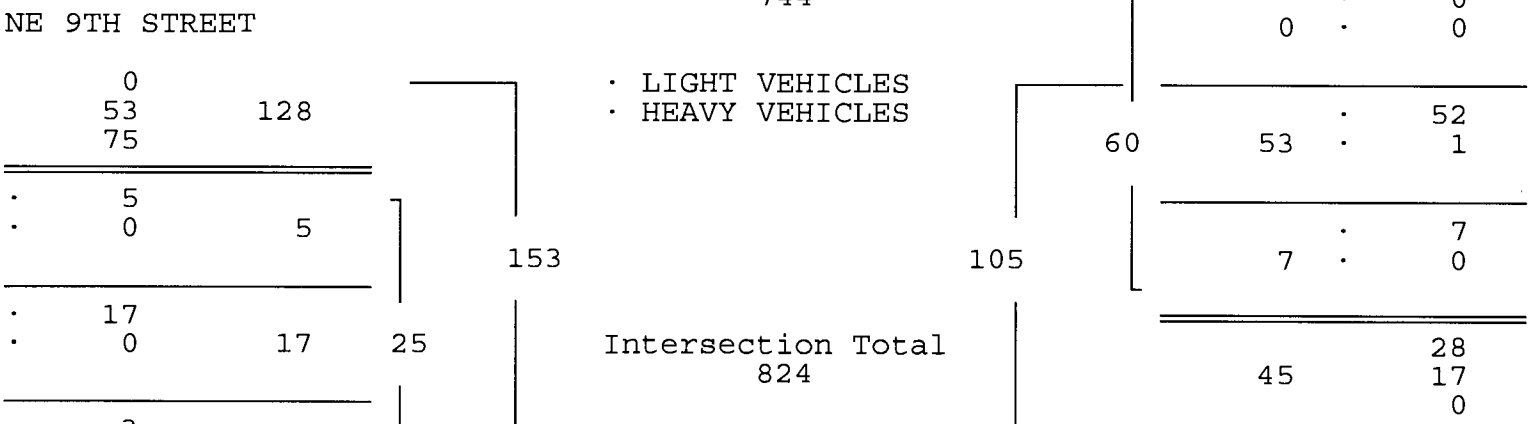
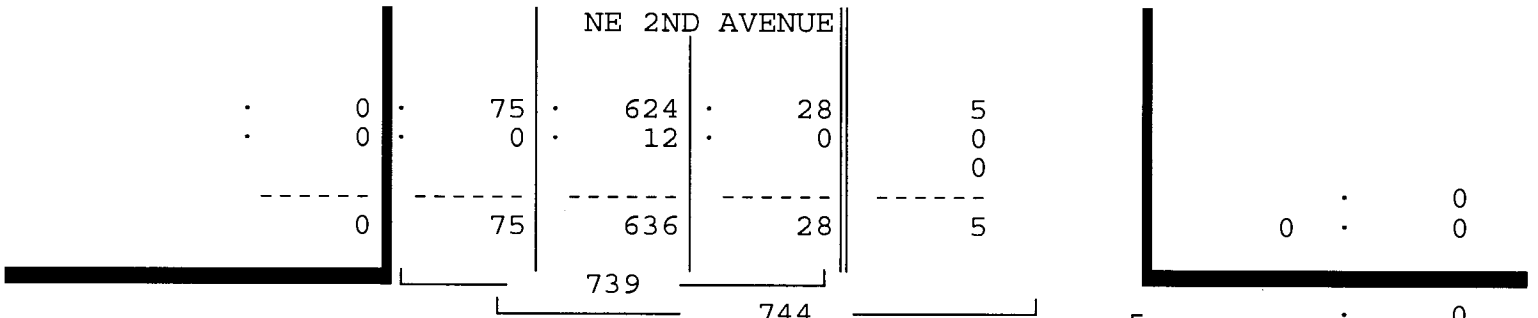
LIGHT VEHICLES, HEAVY VEHICLES

NE 2ND AVENUE From North				NE 9TH STREET From East				NE 2ND AVENUE From South				NE 9TH STREET From West				Total
UTurn	Left	Thru	Right	UTurn	Left	Thru	Right	UTurn	Left	Thru	Right	UTurn	Left	Thru	Right	

Date 02/17/09

Peak Hour Analysis By Entire Intersection for the Period: 16:00 to 18:00 on 02/17/09

Peak start 17:00				17:00				17:00								
Volume	0	28	636	75	0	7	53	0	0	0	0	0	5	0	17	3
Percent	0%	4%	86%	10%	0%	12%	88%	0%	0%	0%	0%	0%	20%	0%	68%	12%
Pk total	739			60			0			25						
Highest	17:15			17:45			07:00			17:15						
Volume	0	7	195	14	0	2	18	0	0	0	0	0	1	0	6	2
Hi total	216			20			0			9						
PHF	.86			.75			.0			.69						



NE 9TH STREET & NE 2ND AVENUE
 MIAMI, FLORIDA
 COUNTED BY: ISIDRO GONZALEZ
 NOT SIGNALIZED

TRAFFIC SURVEY SPECIALISTS, INC.
 624 GARDENIA TERRACE
 DELRAY BEACH, FLORIDA 33444
 (561) 272-3255 FAX (561) 272-4381

Site Code : 00090010
 Start Date: 02/17/09
 File I.D. : 9STR_2AV
 Page : 1

HEAVY VEHICLES

Date	NE 2ND AVENUE From North				NE 9TH STREET From East				NE 2ND AVENUE From South				NE 9TH STREET From West				Total
	U Turn	Left	Thru	Right	U Turn	Left	Thru	Right	U Turn	Left	Thru	Right	U Turn	Left	Thru	Right	
02/17/09	-----																
07:00	0	2	33	0	0	0	0	0	0	0	0	0	0	0	0	0	35
07:15	0	0	29	0	0	0	0	0	0	0	0	0	0	0	0	0	29
07:30	0	0	24	0	0	0	0	0	0	0	0	0	0	0	0	0	24
07:45	0	0	26	0	0	0	0	0	0	0	0	0	0	0	0	0	26
Hr Total	0	2	112	0	0	0	0	0	0	0	0	0	0	0	0	0	114
08:00	0	0	26	0	0	0	0	0	0	0	0	0	0	0	0	0	26
08:15	0	0	31	0	0	0	0	0	0	0	0	0	0	0	0	0	31
08:30	0	0	34	1	0	0	0	0	0	0	0	0	0	0	0	0	35
08:45	0	0	28	0	0	0	0	0	0	0	0	0	0	0	0	0	28
Hr Total	0	0	119	1	0	0	0	0	0	0	0	0	0	0	0	0	120
----- * BREAK * -----																	
16:00	0	0	7	0	0	0	0	0	0	0	0	0	0	0	0	0	7
16:15	0	0	9	0	0	0	0	0	0	0	0	0	0	0	0	0	9
16:30	0	0	1	1	0	0	0	0	0	0	0	0	0	0	0	0	2
16:45	0	0	3	0	0	0	0	0	0	0	0	0	0	0	0	0	3
Hr Total	0	0	20	1	0	0	0	0	0	0	0	0	0	0	0	0	21
17:00	0	0	3	0	0	0	0	0	0	0	0	0	0	0	0	0	3
17:15	0	0	3	0	0	0	1	0	0	0	0	0	0	0	0	0	4
17:30	0	0	2	0	0	0	0	0	0	0	0	0	0	0	0	0	2
17:45	0	0	4	0	0	0	0	0	0	0	0	0	0	0	0	0	4
Hr Total	0	0	12	0	0	0	1	0	0	0	0	0	0	0	0	0	13

TOTAL	0	2	263	2	0	0	1	0	0	0	0	0	0	0	0	0	268

NE 9TH STREET & NE 2ND AVENUE
 MIAMI, FLORIDA
 COUNTED BY: ISIDRO GONZALEZ
 NOT SIGNALIZED

TRAFFIC SURVEY SPECIALISTS, INC.
 624 GARDENIA TERRACE
 DELRAY BEACH, FLORIDA 33444
 (561) 272-3255 FAX (561) 272-4381

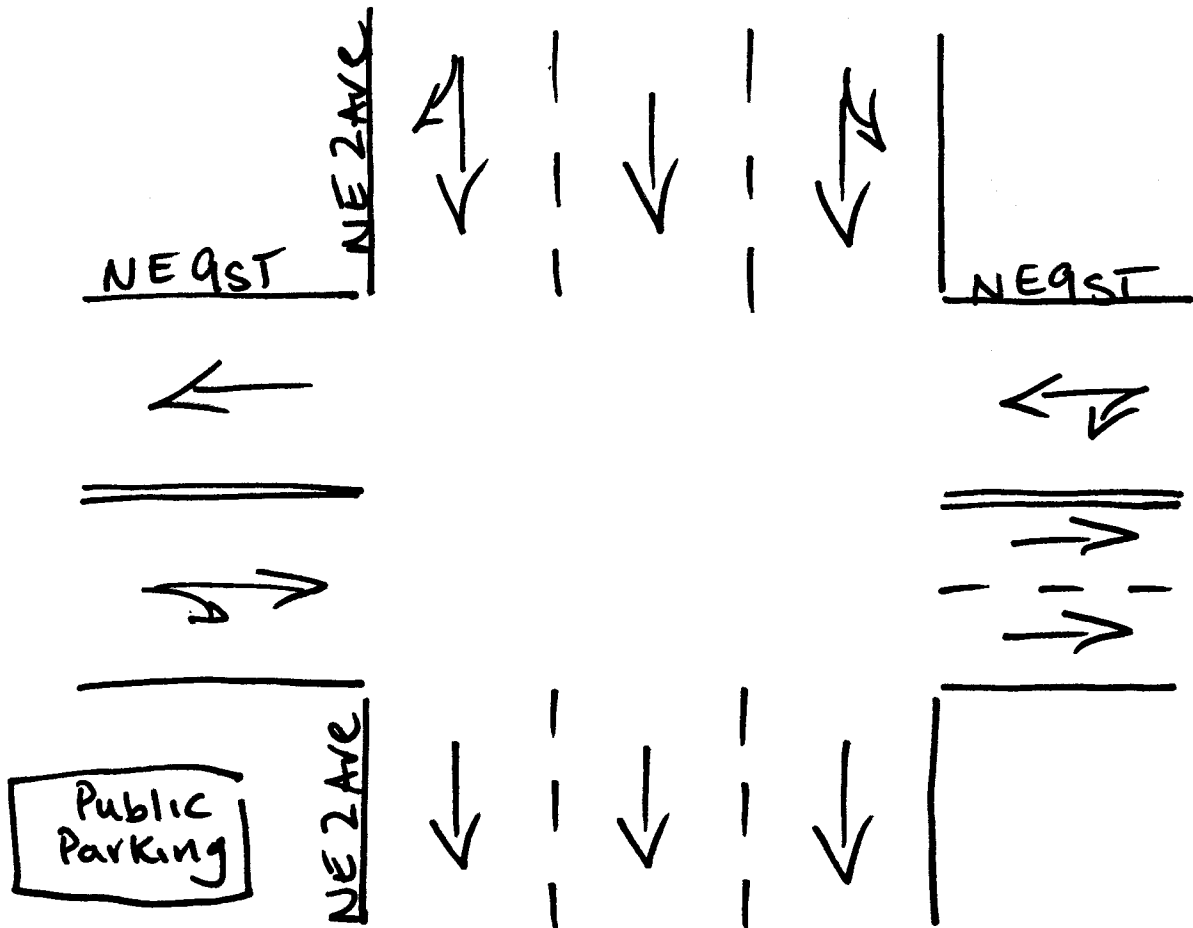
Site Code : 00090010
 Start Date: 02/17/09
 File I.D. : 9STR_2AV
 Page : 1

PEDESTRIANS

Date	NE 2ND AVENUE From North				NE 9TH STREET From East				NE 2ND AVENUE From South				NE 9TH STREET From West				Total
	Left	Thru	RIGHT	PEDS	Left	Thru	RIGHT	PEDS	Left	Thru	RIGHT	PEDS	Left	Thru	RIGHT	PEDS	
02/17/09	-----																
07:00	0	0	0	0	0	0	0	2	0	0	0	3	0	0	0	2	7
07:15	0	0	0	0	0	0	0	1	0	0	0	4	0	0	0	2	7
07:30	0	0	0	3	0	0	0	1	0	0	0	3	0	0	0	6	13
07:45	0	0	0	1	0	0	0	7	0	0	0	6	0	0	0	1	15
Hr Total	0	0	0	4	0	0	0	11	0	0	0	16	0	0	0	11	42
08:00	0	0	0	2	0	0	0	3	0	0	0	11	0	0	0	2	18
08:15	0	0	0	0	0	0	0	1	0	0	0	2	0	0	0	2	5
08:30	0	0	0	1	0	0	0	4	0	0	0	2	0	0	0	11	18
08:45	0	0	0	8	0	0	0	6	0	0	0	4	0	0	0	1	19
Hr Total	0	0	0	11	0	0	0	14	0	0	0	19	0	0	0	16	60
----- * BREAK * -----																	
16:00	0	0	0	9	0	0	0	3	0	0	0	0	0	0	0	2	14
16:15	0	0	0	6	0	0	0	1	0	0	0	5	0	0	0	13	25
16:30	0	0	0	4	0	0	0	2	0	0	0	0	0	0	0	0	6
16:45	0	0	0	4	0	0	0	3	0	0	0	1	0	0	0	2	10
Hr Total	0	0	0	23	0	0	0	9	0	0	0	6	0	0	0	17	55
17:00	0	0	0	2	0	0	0	0	0	0	0	7	0	0	0	5	14
17:15	0	0	0	4	0	0	0	2	0	0	0	5	0	0	0	5	16
17:30	0	0	0	2	0	0	0	0	0	0	0	2	0	0	0	1	5
17:45	0	0	0	0	0	0	0	0	0	0	0	4	0	0	0	5	9
Hr Total	0	0	0	8	0	0	0	2	0	0	0	18	0	0	0	16	44

TOTAL	0	0	0	46	0	0	0	36	0	0	0	59	0	0	0	60	201

↑
North



Miami, Florida

February 17, 2009

drawn by: Luis Palomino

Signalized

NE 8TH STREET & NE 2ND AVENUE
 MIAMI, FLORIDA
 COUNTED BY: CARLOS RUIZ
 SIGNALIZED

TRAFFIC SURVEY SPECIALISTS, INC.
 624 GARDENIA TERRACE
 DELRAY BEACH, FLORIDA 33444
 (561) 272-3255 FAX (561) 272-4381

Site Code : 00090010
 Start Date: 02/12/09
 File I.D. : 8ST__2AV
 Page : 1

LIGHT VEHICLES, HEAVY VEHICLES

Date	NE 2ND AVENUE From North				NE 8TH STREET From East				NE 2ND AVENUE From South				NE 8TH STREET From West				Total
	UTurn	Left	Thru	Right	UTurn	Left	Thru	Right	UTurn	Left	Thru	Right	UTurn	Left	Thru	Right	
02/12/09	-----																
07:00	0	5	134	5	0	0	4	0	0	0	0	0	0	0	11	6	165
07:15	0	6	133	2	0	3	7	0	0	0	0	0	0	0	18	6	175
07:30	0	5	186	5	0	0	8	0	0	0	0	0	0	0	8	10	222
07:45	0	12	241	13	0	4	12	0	0	0	0	0	0	0	16	12	310
Hr Total	0	28	694	25	0	7	31	0	0	0	0	0	0	0	53	34	872
08:00	0	8	280	17	0	0	7	0	0	0	0	0	0	0	16	14	342
08:15	0	16	337	5	0	3	8	0	0	0	0	0	0	0	15	11	395
08:30	0	10	258	11	0	4	7	0	0	0	0	0	0	0	14	12	316
08:45	0	15	274	9	0	3	6	0	0	0	0	0	0	0	30	10	347
Hr Total	0	49	1149	42	0	10	28	0	0	0	0	0	0	0	75	47	1400
----- * BREAK * -----																	
16:00	0	4	96	6	0	1	10	0	0	0	0	0	0	0	18	6	141
16:15	0	13	95	7	0	1	8	0	0	0	0	0	0	0	23	4	151
16:30	0	7	102	5	1	4	9	0	0	0	0	0	0	0	24	9	161
16:45	0	10	126	11	0	0	10	0	0	0	0	0	0	0	26	3	186
Hr Total	0	34	419	29	1	6	37	0	0	0	0	0	0	0	91	22	639
17:00	0	12	147	5	0	5	12	0	0	0	0	0	0	0	23	8	212
17:15	0	11	175	13	0	3	15	0	0	0	0	0	0	0	23	16	256
17:30	0	9	185	8	0	4	8	0	0	0	0	0	0	0	30	11	255
17:45	0	11	128	3	0	0	4	0	0	0	0	0	0	0	24	8	178
Hr Total	0	43	635	29	0	12	39	0	0	0	0	0	0	0	100	43	901

TOTAL	0	154	2897	125	1	35	135	0	0	0	0	0	0	0	319	146	3812

NE 8TH STREET & NE 2ND AVENUE
 MIAMI, FLORIDA
 COUNTED BY: CARLOS RUIZ
 SIGNALIZED

TRAFFIC SURVEY SPECIALISTS, INC.
 624 GARDENIA TERRACE
 DELRAY BEACH, FLORIDA 33444
 (561) 272-3255 FAX (561) 272-4381

Site Code : 00090010
 Start Date: 02/12/09
 File I.D. : 8ST_2AV
 Page : 2


LIGHT VEHICLES, HEAVY VEHICLES

NE 2ND AVENUE From North				NE 8TH STREET From East				NE 2ND AVENUE From South				NE 8TH STREET From West				Total
UTurn	Left	Thru	Right	UTurn	Left	Thru	Right	UTurn	Left	Thru	Right	UTurn	Left	Thru	Right	

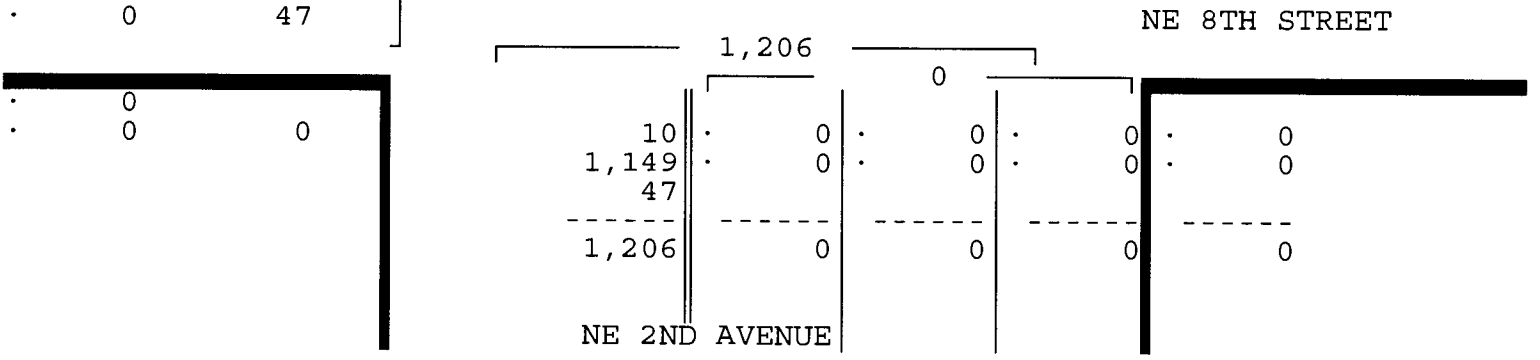
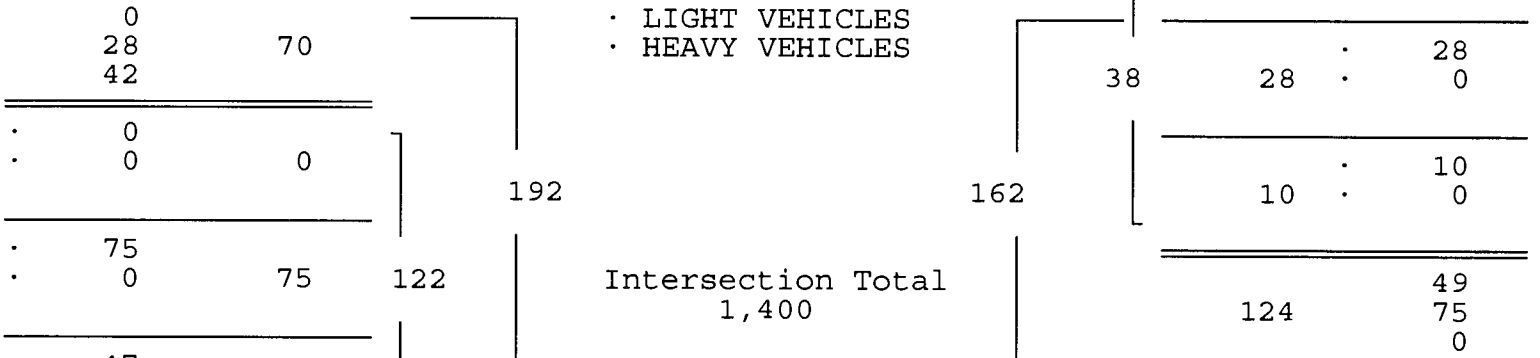
Date 02/12/09

Peak Hour Analysis By Entire Intersection for the Period: 07:00 to 09:00 on 02/12/09

Peak start 08:00				08:00				08:00				08:00			
Volume	0	49	1149	42	0	10	28	0	0	0	0	0	0	75	47
Percent	0%	4%	93%	3%	0%	26%	74%	0%	0%	0%	0%	0%	0%	61%	39%
Pk total	1240			38			0			122			0		
Highest	08:15			08:15			07:00			08:45			0		
Volume	0	16	337	5	0	3	8	0	0	0	0	0	0	30	10
Hi total	358			11			0			40			0		
PHF	.87			.86			.0			.76			0		



NE 8TH STREET



NE 8TH STREET & NE 2ND AVENUE
 MIAMI, FLORIDA
 COUNTED BY: CARLOS RUIZ
 SIGNALIZED

TRAFFIC SURVEY SPECIALISTS, INC.
 624 GARDENIA TERRACE
 DELRAY BEACH, FLORIDA 33444
 (561) 272-3255 FAX (561) 272-4381

Site Code : 00090010
 Start Date: 02/12/09
 File I.D. : 8ST_2AV
 Page : 3

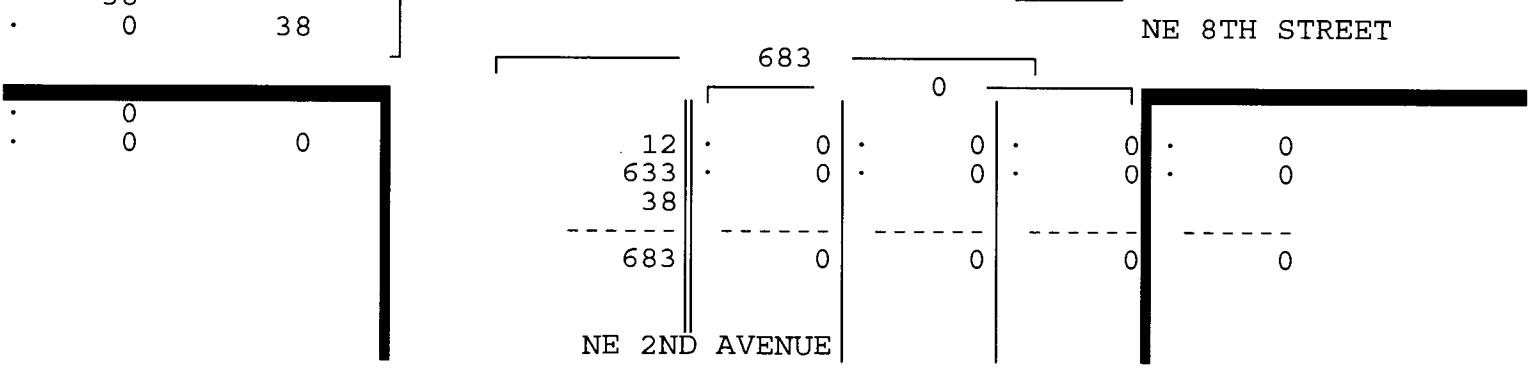
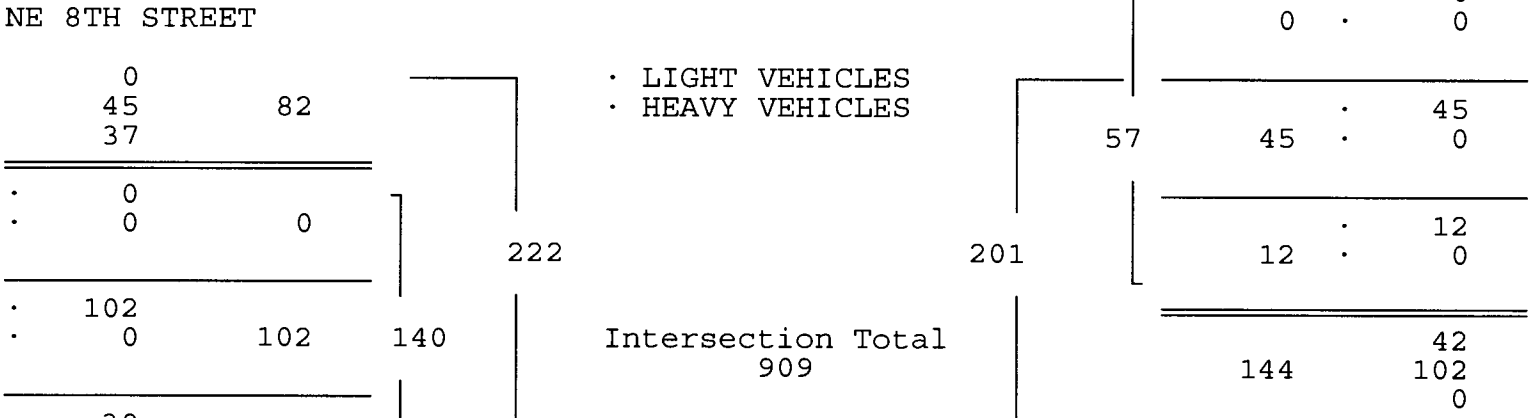
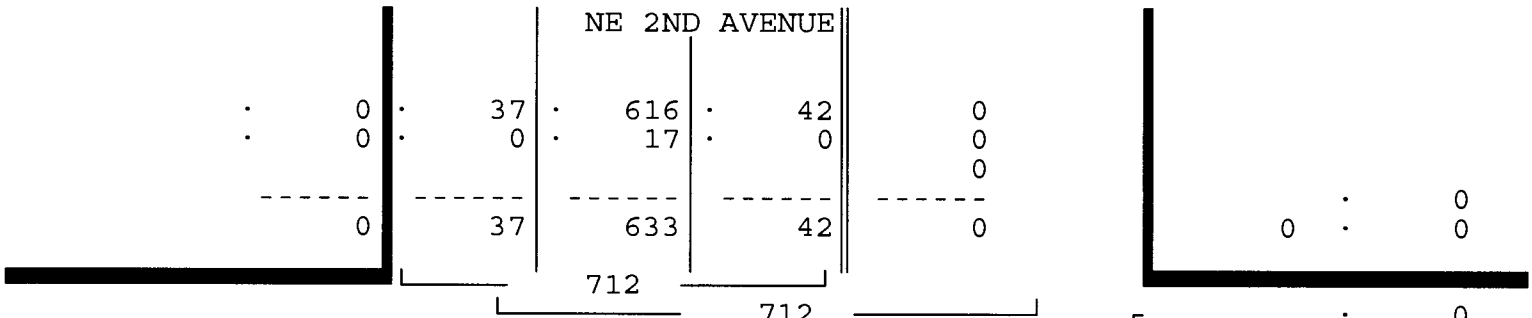
LIGHT VEHICLES, HEAVY VEHICLES

NE 2ND AVENUE From North				NE 8TH STREET From East				NE 2ND AVENUE From South				NE 8TH STREET From West				Total
UTurn	Left	Thru	Right	UTurn	Left	Thru	Right	UTurn	Left	Thru	Right	UTurn	Left	Thru	Right	

Date 02/12/09

Peak Hour Analysis By Entire Intersection for the Period: 16:00 to 18:00 on 02/12/09

Peak start 16:45				16:45				16:45				16:45			
Volume	0	42	633	37	0	12	45	0	0	0	0	0	0	102	38
Percent	0%	6%	89%	5%	0%	21%	79%	0%	0%	0%	0%	0%	0%	73%	27%
Pk total	712			57			0			140					
Highest	17:30			17:15			07:00			17:30					
Volume	0	9	185	8	0	3	15	0	0	0	0	0	0	30	11
Hi total	202			18			0			41					
PHF	.88			.79			.0			.85					



NE 8TH STREET & NE 2ND AVENUE
 MIAMI, FLORIDA
 COUNTED BY: CARLOS RUIZ
 SIGNALIZED

TRAFFIC SURVEY SPECIALISTS, INC.
 624 GARDENIA TERRACE
 DELRAY BEACH, FLORIDA 33444
 (561) 272-3255 FAX (561) 272-4381

Site Code : 00090010
 Start Date: 02/12/09
 File I.D. : 8ST_2AV
 Page : 1

HEAVY VEHICLES

Date	NE 2ND AVENUE From North				NE 8TH STREET From East				NE 2ND AVENUE From South				NE 8TH STREET From West				Total
	UTurn	Left	Thru	Right	UTurn	Left	Thru	Right	UTurn	Left	Thru	Right	UTurn	Left	Thru	Right	
02/12/09	-----																
07:00	0	0	12	1	0	0	0	0	0	0	0	0	0	0	0	0	13
07:15	0	0	9	0	0	0	0	0	0	0	0	0	0	0	1	0	10
07:30	0	0	9	0	0	0	0	0	0	0	0	0	0	0	0	0	9
07:45	0	0	7	0	0	0	0	0	0	0	0	0	0	0	0	0	7
Hr Total	0	0	37	1	0	0	0	0	0	0	0	0	0	0	1	0	39
08:00	0	0	4	0	0	0	0	0	0	0	0	0	0	0	0	0	4
08:15	0	0	6	0	0	0	0	0	0	0	0	0	0	0	0	0	6
08:30	0	0	3	0	0	0	0	0	0	0	0	0	0	0	0	0	3
08:45	0	0	6	0	0	0	0	0	0	0	0	0	0	0	0	0	6
Hr Total	0	0	19	0	0	0	0	0	0	0	0	0	0	0	0	0	19
----- * BREAK * -----																	
16:00	0	0	3	0	0	0	0	0	0	0	0	0	0	0	0	0	3
16:15	0	0	6	0	0	0	0	0	0	0	0	0	0	0	0	0	6
16:30	0	0	4	0	0	0	0	0	0	0	0	0	0	0	0	0	4
16:45	0	0	3	0	0	0	0	0	0	0	0	0	0	0	0	0	3
Hr Total	0	0	16	0	0	0	0	0	0	0	0	0	0	0	0	0	16
17:00	0	0	5	0	0	0	0	0	0	0	0	0	0	0	0	0	5
17:15	0	0	7	0	0	0	0	0	0	0	0	0	0	0	0	0	7
17:30	0	0	2	0	0	0	0	0	0	0	0	0	0	0	0	0	2
17:45	0	0	4	0	0	0	0	0	0	0	0	0	0	0	0	0	4
Hr Total	0	0	18	0	0	0	0	0	0	0	0	0	0	0	0	0	18

TOTAL	0	0	90	1	0	0	0	0	0	0	0	0	0	0	1	0	92

NE 8TH STREET & NE 2ND AVENUE
 MIAMI, FLORIDA
 COUNTED BY: CARLOS RUIZ
 SIGNALIZED

TRAFFIC SURVEY SPECIALISTS, INC.
 624 GARDENIA TERRACE
 DELRAY BEACH, FLORIDA 33444
 (561) 272-3255 FAX (561) 272-4381

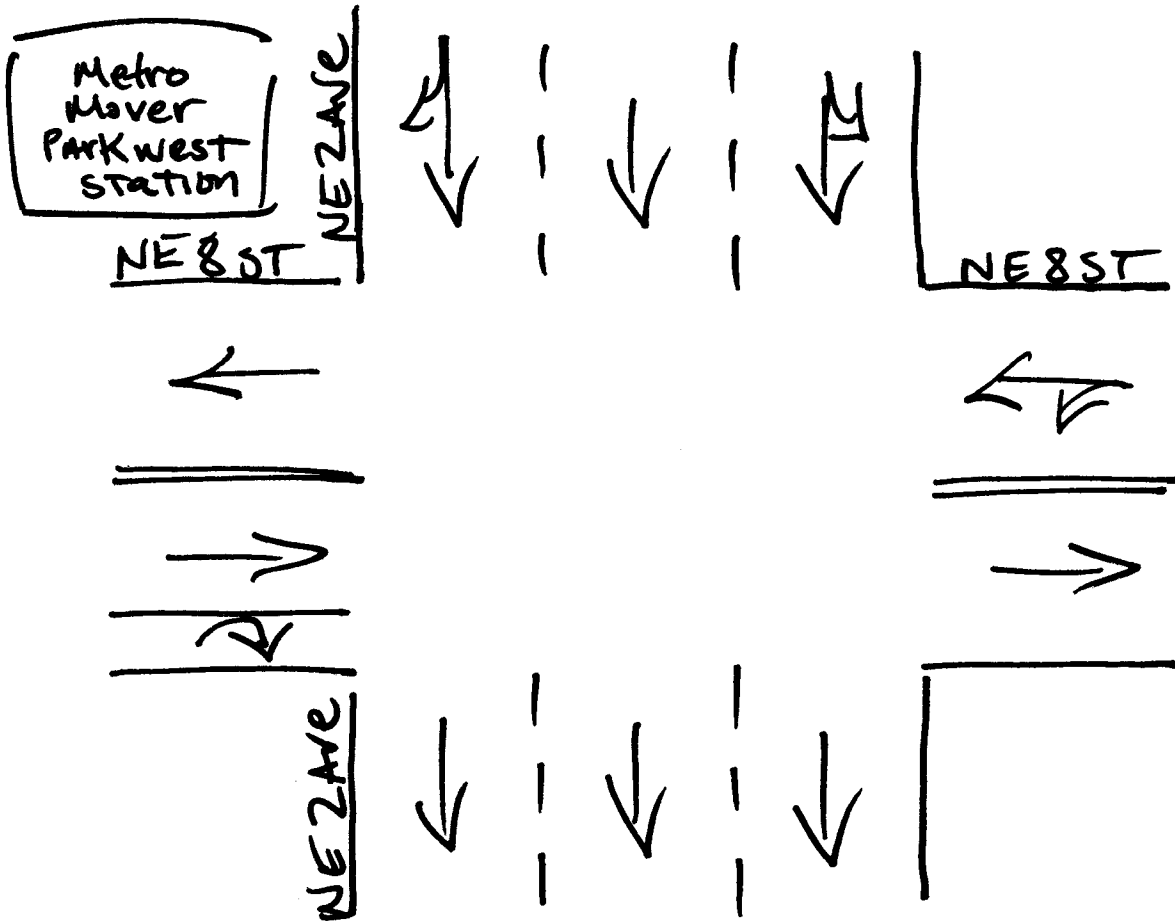
Site Code : 00090010
 Start Date: 02/12/09
 File I.D. : 8ST_2AV
 Page : 1

PEDESTRIANS

Date	NE 2ND AVENUE From North				NE 8TH STREET From East				NE 2ND AVENUE From South				NE 8TH STREET From West				Total
	Left	Thru	RIGHT	PEDS	Left	Thru	RIGHT	PEDS	Left	Thru	RIGHT	PEDS	Left	Thru	RIGHT	PEDS	
02/12/09	-----																
07:00	0	0	0	3	0	0	0	2	0	0	0	2	0	0	0	0	7
07:15	0	0	0	6	0	0	0	1	0	0	0	1	0	0	0	6	14
07:30	0	0	0	5	0	0	0	1	0	0	0	0	0	0	0	8	14
07:45	0	0	0	2	0	0	0	1	0	0	0	2	0	0	0	8	13
Hr Total	0	0	0	16	0	0	0	5	0	0	0	5	0	0	0	22	48
08:00	0	0	0	4	0	0	0	5	0	0	0	0	0	0	0	3	12
08:15	0	0	0	3	0	0	0	5	0	0	0	1	0	0	0	5	14
08:30	0	0	0	0	0	0	0	0	0	0	0	0	0	0	0	5	5
08:45	0	0	0	2	0	0	0	1	0	0	0	0	0	0	0	3	6
Hr Total	0	0	0	9	0	0	0	11	0	0	0	1	0	0	0	16	37
----- * BREAK * -----																	
16:00	0	0	0	1	0	0	0	3	0	0	0	5	0	0	0	6	15
16:15	0	0	0	3	0	0	0	3	0	0	0	4	0	0	0	5	15
16:30	0	0	0	9	0	0	0	8	0	0	0	7	0	0	0	6	30
16:45	0	0	0	0	0	0	0	1	0	0	0	1	0	0	0	6	8
Hr Total	0	0	0	13	0	0	0	15	0	0	0	17	0	0	0	23	68
17:00	0	0	0	3	0	0	0	1	0	0	0	2	0	0	0	5	11
17:15	0	0	0	3	0	0	0	1	0	0	0	0	0	0	0	5	9
17:30	0	0	0	3	0	0	0	4	0	0	0	2	0	0	0	3	12
17:45	0	0	0	2	0	0	0	1	0	0	0	1	0	0	0	3	7
Hr Total	0	0	0	11	0	0	0	7	0	0	0	5	0	0	0	16	39

TOTAL	0	0	0	49	0	0	0	38	0	0	0	28	0	0	0	77	192

↑
North



Miami, Florida
February 12, 2009
drawn by: Luis Palomino
Signalized

NE 7TH STREET & NE 2ND AVENUE
 MIAMI, FLORIDA
 COUNTED BY: MAURICE GOMEZ
 NOT SIGNALIZED

TRAFFIC SURVEY SPECIALISTS, INC.
 624 GARDENIA TERRACE
 DELRAY BEACH, FLORIDA 33444
 (561) 272-3255 FAX (561) 272-4381

Site Code : 00090010
 Start Date: 02/12/09
 File I.D. : 7STR_2AV
 Page : 1

LIGHT VEHICLES, HEAVY VEHICLES

Date	NE 2ND AVENUE From North				NE 7TH STREET From East				NE 2ND AVENUE From South				NE 7TH STREET From West				Total
	UTurn	Left	Thru	Right	UTurn	Left	Thru	Right	UTurn	Left	Thru	Right	UTurn	Left	Thru	Right	
02/12/09	-----																
07:00	0	12	123	4	0	0	0	0	0	0	0	0	0	0	12	1	152
07:15	0	4	128	5	0	1	1	0	0	0	0	0	0	0	12	4	155
07:30	0	7	180	3	0	1	1	0	0	0	0	0	0	0	8	4	204
07:45	0	5	242	8	0	6	0	0	0	0	0	0	0	0	0	4	265
Hr Total	0	28	673	20	0	8	2	0	0	0	0	0	0	0	32	13	776
08:00	0	3	300	3	0	6	1	0	0	0	0	0	0	0	2	5	320
08:15	0	8	338	12	0	5	4	0	0	0	0	0	0	0	3	13	383
08:30	0	7	273	4	0	1	2	0	0	0	0	0	0	0	2	8	297
08:45	0	6	289	4	0	2	1	0	0	0	0	0	0	0	2	0	304
Hr Total	0	24	1200	23	0	14	8	0	0	0	0	0	0	0	9	26	1304
----- * BREAK * -----																	
16:00	0	2	101	1	0	0	1	0	0	0	0	0	0	0	1	6	112
16:15	0	1	100	1	0	0	0	0	0	0	0	0	0	0	0	0	102
16:30	0	3	104	3	0	1	0	0	0	0	0	0	0	0	0	0	111
16:45	0	3	120	5	0	1	1	0	0	0	0	0	0	0	1	5	136
Hr Total	0	9	425	10	0	2	2	0	0	0	0	0	0	0	2	11	461
17:00	0	3	167	2	0	1	2	0	0	0	0	0	0	0	3	7	185
17:15	0	3	183	5	0	2	2	0	0	0	0	0	0	0	2	7	204
17:30	0	3	191	2	0	4	1	0	0	0	0	0	0	0	1	13	215
17:45	0	3	125	6	0	1	3	0	0	0	0	0	0	0	2	2	142
Hr Total	0	12	666	15	0	8	8	0	0	0	0	0	0	0	8	29	746

TOTAL	0	73	2964	68	0	32	20	0	0	0	0	0	0	0	51	79	3287

NE 7TH STREET & NE 2ND AVENUE
 MIAMI, FLORIDA
 COUNTED BY: MAURICE GOMEZ
 NOT SIGNALIZED

TRAFFIC SURVEY SPECIALISTS, INC.
 624 GARDENIA TERRACE
 DELRAY BEACH, FLORIDA 33444
 (561) 272-3255 FAX (561) 272-4381

Site Code : 00090010
 Start Date: 02/12/09
 File I.D. : 7STR_2AV
 Page : 2


LIGHT VEHICLES, HEAVY VEHICLES

NE 2ND AVENUE From North				NE 7TH STREET From East				NE 2ND AVENUE From South				NE 7TH STREET From West				Total
UTurn	Left	Thru	Right	UTurn	Left	Thru	Right	UTurn	Left	Thru	Right	UTurn	Left	Thru	Right	

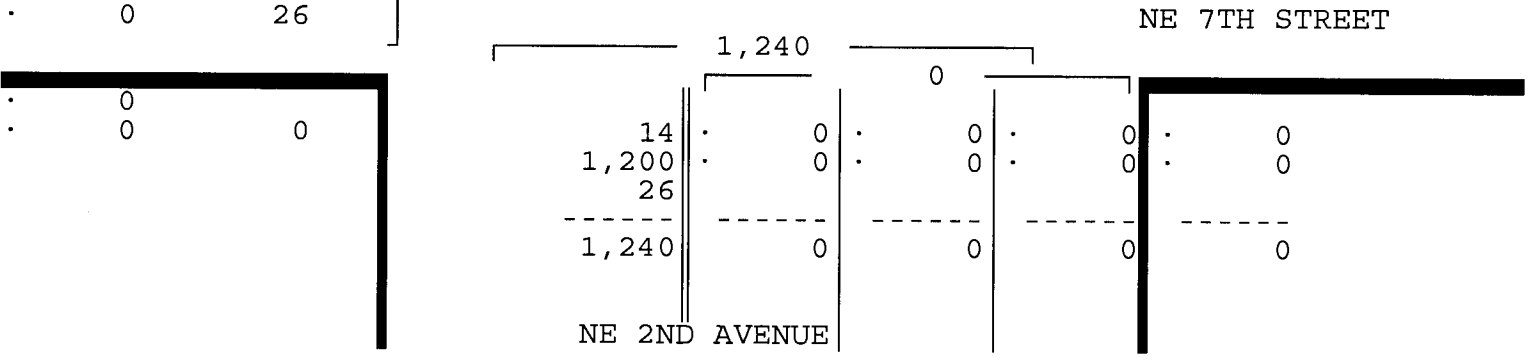
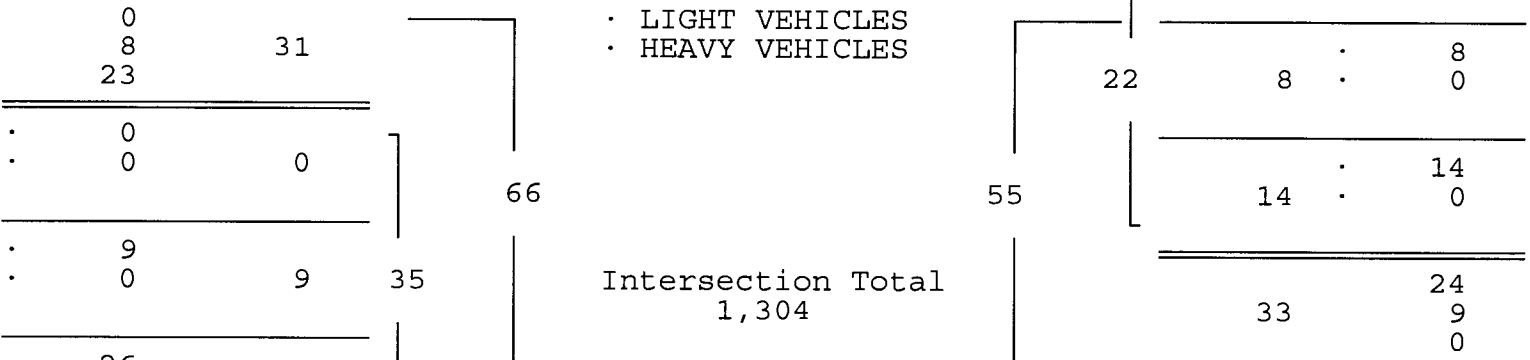
Date 02/12/09

Peak Hour Analysis By Entire Intersection for the Period: 07:00 to 09:00 on 02/12/09

Peak start 08:00				08:00				08:00							
Volume	0	24	1200	23	0	14	8	0	0	0	0	0	0	9	26
Percent	0%	2%	96%	2%	0%	64%	36%	0%	0%	0%	0%	0%	0%	26%	74%
Pk total	1247			22			0			35					
Highest	08:15			08:15			07:00			08:15					
Volume	0	8	338	12	0	5	4	0	0	0	0	0	0	3	13
Hi total	358			9			0			16					
PHF	.87			.61			.0			.55					



NE 7TH STREET



NE 7TH STREET & NE 2ND AVENUE
 MIAMI, FLORIDA
 COUNTED BY: MAURICE GOMEZ
 NOT SIGNALIZED

TRAFFIC SURVEY SPECIALISTS, INC.
 624 GARDENIA TERRACE
 DELRAY BEACH, FLORIDA 33444
 (561) 272-3255 FAX (561) 272-4381

Site Code : 00090010
 Start Date: 02/12/09
 File I.D. : 7STR_2AV
 Page : 3

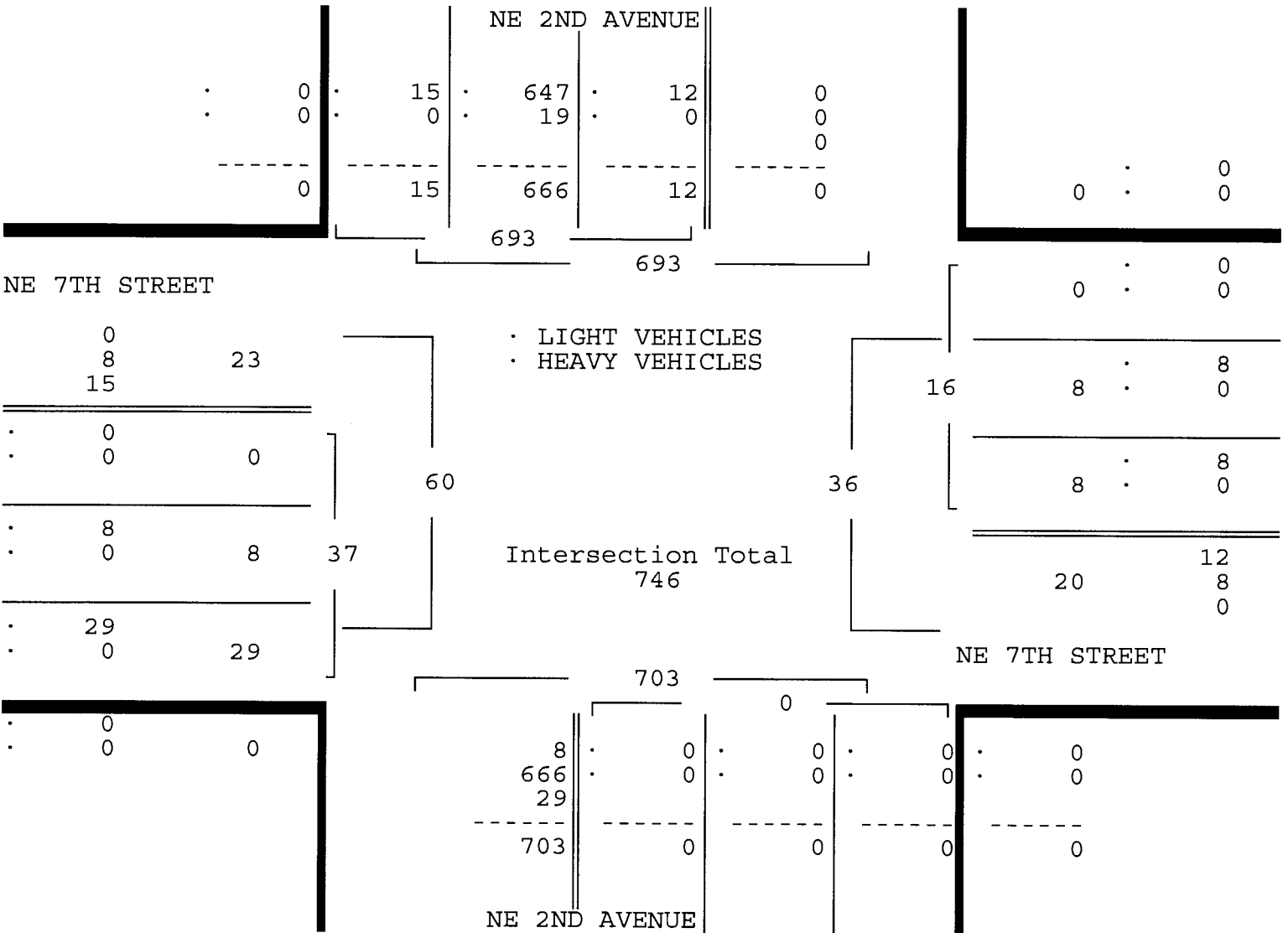
LIGHT VEHICLES, HEAVY VEHICLES

NE 2ND AVENUE From North				NE 7TH STREET From East				NE 2ND AVENUE From South				NE 7TH STREET From West				Total
UTurn	Left	Thru	Right	UTurn	Left	Thru	Right	UTurn	Left	Thru	Right	UTurn	Left	Thru	Right	

Date 02/12/09

Peak Hour Analysis By Entire Intersection for the Period: 16:00 to 18:00 on 02/12/09

Peak start 17:00				17:00				17:00				17:00			
Volume	0	12	666	15	0	8	8	0	0	0	0	0	0	8	29
Percent	0%	2%	96%	2%	0%	50%	50%	0%	0%	0%	0%	0%	0%	22%	78%
Pk total	693				16				0				37		
Highest	17:30				17:30				07:00				17:30		
Volume	0	3	191	2	0	4	1	0	0	0	0	0	0	1	13
Hi total	196				5				0				14		
PHF	.88				.80				.0				.66		



NE 7TH STREET & NE 2ND AVENUE
 MIAMI, FLORIDA
 COUNTED BY: MAURICE GOMEZ
 NOT SIGNALIZED

TRAFFIC SURVEY SPECIALISTS, INC.
 624 GARDENIA TERRACE
 DELRAY BEACH, FLORIDA 33444
 (561) 272-3255 FAX (561) 272-4381

Site Code : 00090010
 Start Date: 02/12/09
 File I.D. : 7STR_2AV
 Page : 1

HEAVY VEHICLES

Date	NE 2ND AVENUE From North				NE 7TH STREET From East				NE 2ND AVENUE From South				NE 7TH STREET From West				Total
	UTurn	Left	Thru	Right	UTurn	Left	Thru	Right	UTurn	Left	Thru	Right	UTurn	Left	Thru	Right	
02/12/09	-----																
07:00	0	1	12	0	0	0	0	0	0	0	0	0	0	0	0	0	13
07:15	0	0	9	0	0	0	0	0	0	0	0	0	0	0	0	0	9
07:30	0	0	9	0	0	0	0	0	0	0	0	0	0	0	0	0	9
07:45	0	0	8	0	0	0	0	0	0	0	0	0	0	0	0	0	8
Hr Total	0	1	38	0	0	0	0	0	0	0	0	0	0	0	0	0	39
08:00	0	0	5	0	0	0	0	0	0	0	0	0	0	0	0	0	5
08:15	0	0	6	0	0	0	0	0	0	0	0	0	0	0	0	0	6
08:30	0	0	3	0	0	0	0	0	0	0	0	0	0	0	0	0	3
08:45	0	0	5	0	0	0	0	0	0	0	0	0	0	0	0	0	5
Hr Total	0	0	19	0	0	0	0	0	0	0	0	0	0	0	0	0	19
----- * BREAK * -----																	
16:00	0	0	3	0	0	0	0	0	0	0	0	0	0	0	0	0	3
16:15	0	0	6	0	0	0	0	0	0	0	0	0	0	0	0	0	6
16:30	0	0	4	0	0	0	0	0	0	0	0	0	0	0	0	0	4
16:45	0	0	3	0	0	0	0	0	0	0	0	0	0	0	0	0	3
Hr Total	0	0	16	0	0	0	0	0	0	0	0	0	0	0	0	0	16
17:00	0	0	5	0	0	0	0	0	0	0	0	0	0	0	0	0	5
17:15	0	0	8	0	0	0	0	0	0	0	0	0	0	0	0	0	8
17:30	0	0	2	0	0	0	0	0	0	0	0	0	0	0	0	0	2
17:45	0	0	4	0	0	0	0	0	0	0	0	0	0	0	0	0	4
Hr Total	0	0	19	0	0	0	0	0	0	0	0	0	0	0	0	0	19

TOTAL	0	1	92	0	0	0	0	0	0	0	0	0	0	0	0	0	93

NE 7TH STREET & NE 2ND AVENUE
 MIAMI, FLORIDA
 COUNTED BY: MAURICE GOMEZ
 NOT SIGNALIZED

TRAFFIC SURVEY SPECIALISTS, INC.
 624 GARDENIA TERRACE
 DELRAY BEACH, FLORIDA 33444
 (561) 272-3255 FAX (561) 272-4381

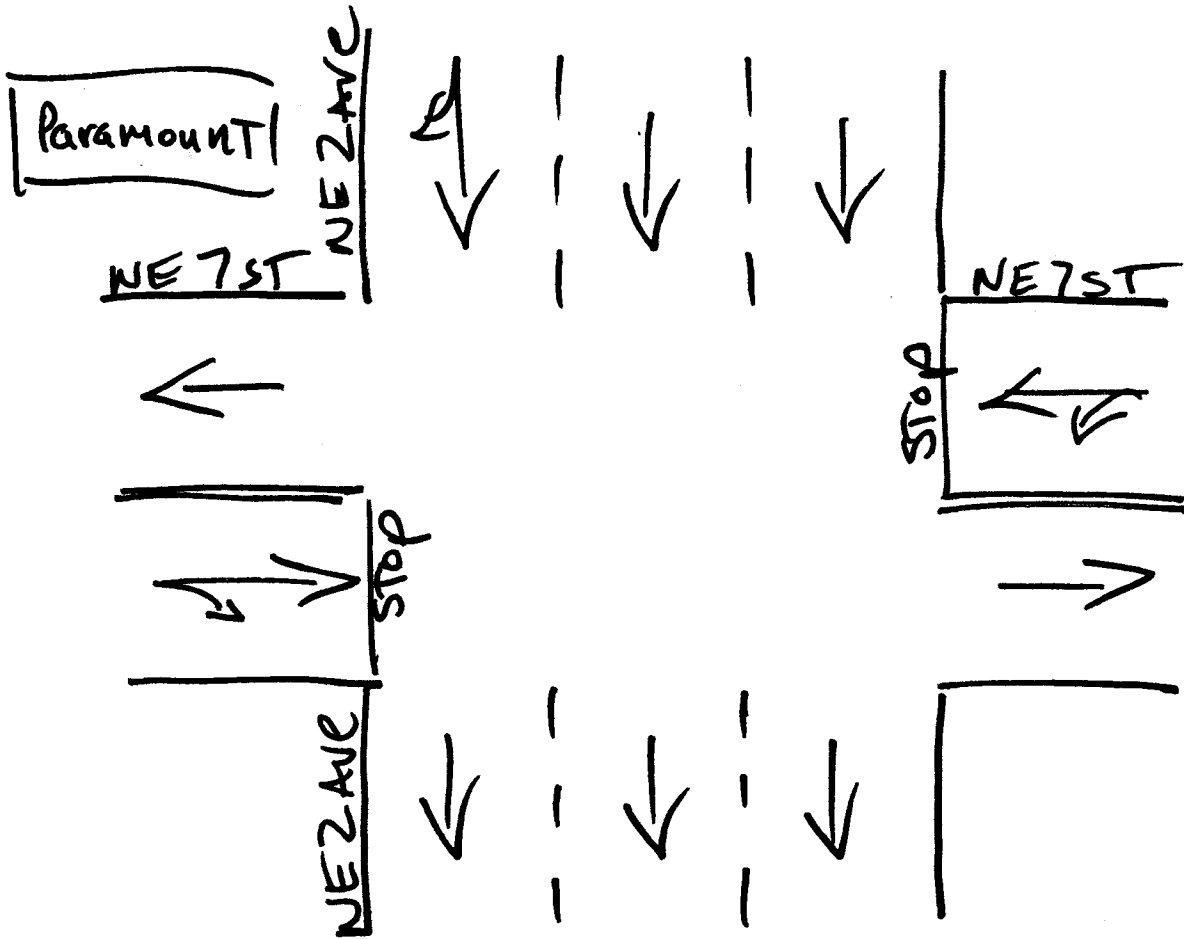
Site Code : 00090010
 Start Date: 02/12/09
 File I.D. : 7STR_2AV
 Page : 1

PEDESTRIANS

Date	NE 2ND AVENUE From North				NE 7TH STREET From East				NE 2ND AVENUE From South				NE 7TH STREET From West				Total
	Left	Thru	RIGHT	PEDS	Left	Thru	RIGHT	PEDS	Left	Thru	RIGHT	PEDS	Left	Thru	RIGHT	PEDS	
02/12/09	-----																
07:00	0	0	0	1	0	0	0	0	0	0	0	1	0	0	0	2	4
07:15	0	0	0	0	0	0	0	1	0	0	0	0	0	0	0	0	1
07:30	0	0	0	2	0	0	0	0	0	0	0	3	0	0	0	4	9
07:45	0	0	0	1	0	0	0	0	0	0	0	2	0	0	0	4	7
Hr Total	0	0	0	4	0	0	0	1	0	0	0	6	0	0	0	10	21
08:00	0	0	0	0	0	0	0	3	0	0	0	2	0	0	0	1	6
08:15	0	0	0	0	0	0	0	1	0	0	0	0	0	0	0	3	4
08:30	0	0	0	0	0	0	0	0	0	0	0	1	0	0	0	1	2
08:45	0	0	0	1	0	0	0	1	0	0	0	2	0	0	0	4	8
Hr Total	0	0	0	1	0	0	0	5	0	0	0	5	0	0	0	9	20
----- * BREAK * -----																	
16:00	0	0	0	0	0	0	0	1	0	0	0	1	0	0	0	6	8
16:15	0	0	0	0	0	0	0	0	0	0	0	2	0	0	0	2	4
16:30	0	0	0	0	0	0	0	2	0	0	0	3	0	0	0	2	7
16:45	0	0	0	0	0	0	0	4	0	0	0	4	0	0	0	3	11
Hr Total	0	0	0	0	0	0	0	7	0	0	0	10	0	0	0	13	30
17:00	0	0	0	0	0	0	0	0	0	0	0	2	0	0	0	3	5
17:15	0	0	0	0	0	0	0	1	0	0	0	1	0	0	0	6	8
17:30	0	0	0	0	0	0	0	0	0	0	0	2	0	0	0	3	5
17:45	0	0	0	0	0	0	0	1	0	0	0	2	0	0	0	0	3
Hr Total	0	0	0	0	0	0	0	2	0	0	0	7	0	0	0	12	21

TOTAL	0	0	0	5	0	0	0	15	0	0	0	28	0	0	0	44	92

North ↑



Miami, Florida
February 12, 2009
drawn by: Luis Palomino
NOT signalized

NE 6TH STREET & NE 2ND AVENUE
 MIAMI, FLORIDA
 COUNTED BY: CARLOS WILTZ
 SIGNALIZED

TRAFFIC SURVEY SPECIALISTS, INC.
 624 GARDENIA TERRACE
 DELRAY BEACH, FLORIDA 33444
 (561) 272-3255 FAX (561) 272-4381

Site Code : 00090010
 Start Date: 02/12/09
 File I.D. : 6STR_2AV
 Page : 1

LIGHT VEHICLES, HEAVY VEHICLES

Date	NE 2ND AVENUE From North				NE 6TH STREET From East				NE 2ND AVENUE From South				NE 6TH STREET From West				Total
	UTurn	Left	Thru	Right	UTurn	Left	Thru	Right	UTurn	Left	Thru	Right	UTurn	Left	Thru	Right	
02/12/09	-----																
07:00	0	0	92	30	0	3	45	0	0	0	0	0	0	0	0	0	170
07:15	0	0	113	27	0	5	61	0	0	0	0	0	0	0	0	0	206
07:30	0	0	135	50	0	9	62	0	0	0	0	0	0	0	0	0	256
07:45	0	0	176	67	0	12	95	0	0	0	0	0	0	0	0	0	350
Hr Total	0	0	516	174	0	29	263	0	0	0	0	0	0	0	0	0	982
08:00	0	0	206	91	0	10	95	0	0	0	0	0	0	0	0	0	402
08:15	0	0	279	71	0	8	71	0	0	0	0	0	0	0	0	0	429
08:30	0	0	240	61	0	9	66	0	0	0	0	0	0	0	0	0	376
08:45	0	0	247	39	0	8	65	0	0	0	0	0	0	0	0	0	359
Hr Total	0	0	972	262	0	35	297	0	0	0	0	0	0	0	0	0	1566
----- * BREAK * -----																	
16:00	0	0	93	14	0	0	231	0	0	0	0	0	0	0	0	0	338
16:15	0	0	83	15	0	7	154	0	0	0	0	0	0	0	0	0	259
16:30	0	0	97	14	0	4	169	0	0	0	0	0	0	0	0	0	284
16:45	0	0	102	25	0	7	174	0	0	0	0	0	0	0	0	0	308
Hr Total	0	0	375	68	0	18	728	0	0	0	0	0	0	0	0	0	1189
17:00	0	0	109	55	0	15	266	0	0	0	0	0	0	0	0	0	445
17:15	0	0	129	66	0	6	291	0	0	0	0	0	0	0	0	0	492
17:30	0	0	132	81	0	3	211	0	0	0	0	0	0	0	0	0	427
17:45	0	0	100	38	0	7	199	0	0	0	0	0	0	0	0	0	344
Hr Total	0	0	470	240	0	31	967	0	0	0	0	0	0	0	0	0	1708

TOTAL	0	0	2333	744	0	113	2255	0	0	0	0	0	0	0	0	0	5445

NE 6TH STREET & NE 2ND AVENUE
 MIAMI, FLORIDA
 COUNTED BY: CARLOS WILTZ
 SIGNALIZED

TRAFFIC SURVEY SPECIALISTS, INC.
 624 GARDENIA TERRACE
 DELRAY BEACH, FLORIDA 33444
 (561) 272-3255 FAX (561) 272-4381

Site Code : 00090010
 Start Date: 02/12/09
 File I.D. : 6STR_2AV
 Page : 2

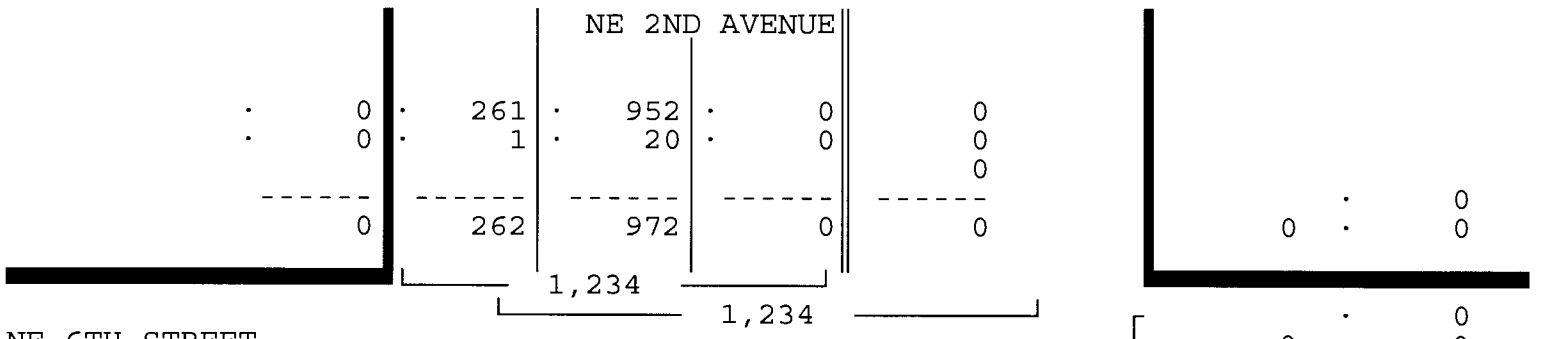
LIGHT VEHICLES, HEAVY VEHICLES

NE 2ND AVENUE From North				NE 6TH STREET From East				NE 2ND AVENUE From South				NE 6TH STREET From West				Total
UTurn	Left	Thru	Right	UTurn	Left	Thru	Right	UTurn	Left	Thru	Right	UTurn	Left	Thru	Right	

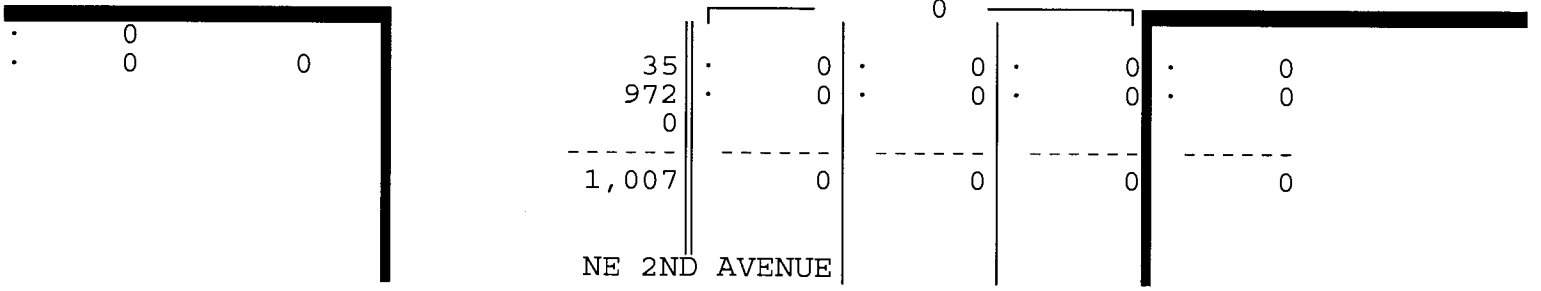
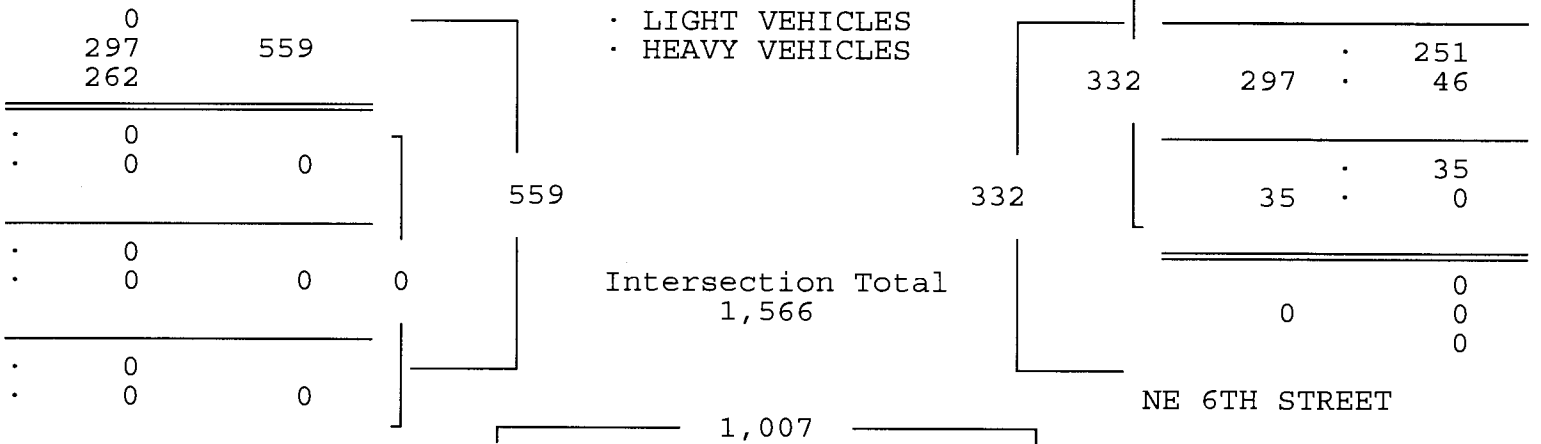
Date 02/12/09

Peak Hour Analysis By Entire Intersection for the Period: 07:00 to 09:00 on 02/12/09

Peak start 08:00	08:00				08:00				08:00						
Volume	0	0	972	262	0	35	297	0	0	0	0	0	0	0	0
Percent	0%	0%	79%	21%	0%	11%	89%	0%	0%	0%	0%	0%	0%	0%	0%
Pk total	1234				332				0						
Highest	08:15				08:00				07:00						
Volume	0	0	279	71	0	10	95	0	0	0	0	0	0	0	0
Hi total	350				105				0						
PHF	.88				.79				.0						



NE 6TH STREET



NE 6TH STREET & NE 2ND AVENUE
 MIAMI, FLORIDA
 COUNTED BY: CARLOS WILTZ
 SIGNALIZED

TRAFFIC SURVEY SPECIALISTS, INC.
 624 GARDENIA TERRACE
 DELRAY BEACH, FLORIDA 33444
 (561) 272-3255 FAX (561) 272-4381

Site Code : 00090010
 Start Date: 02/12/09
 File I.D. : 6STR_2AV
 Page : 3

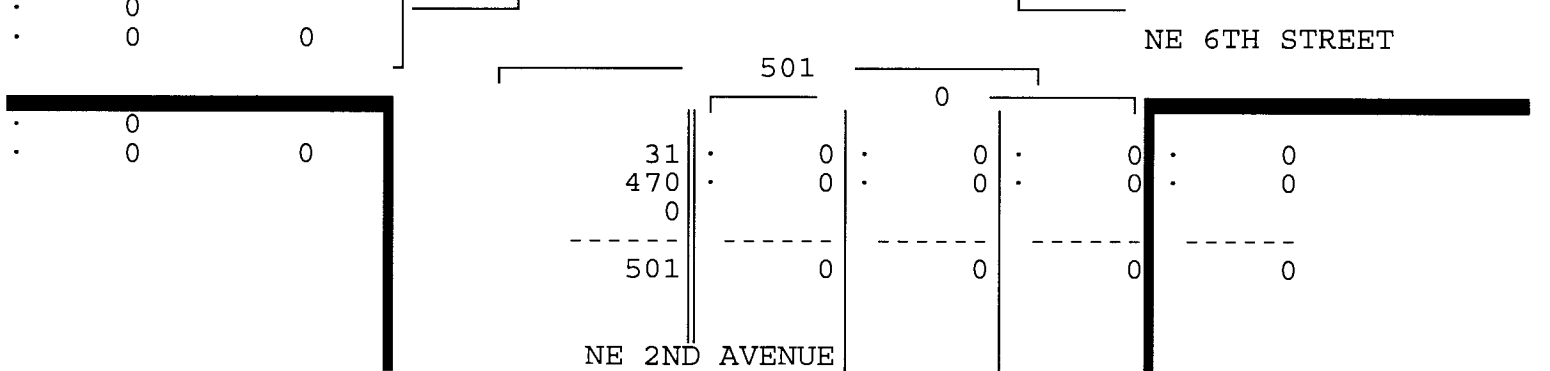
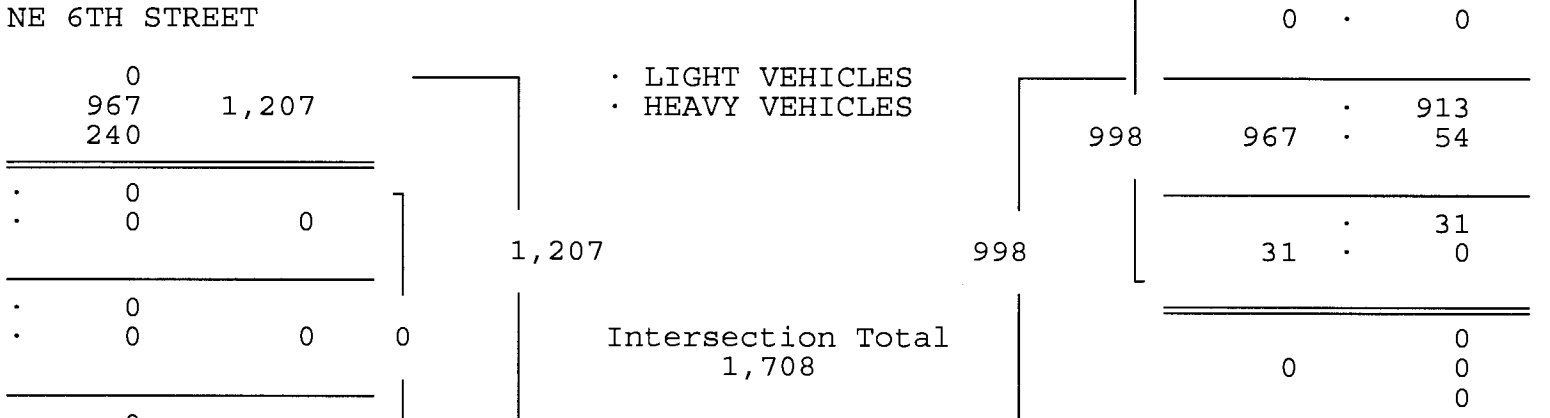
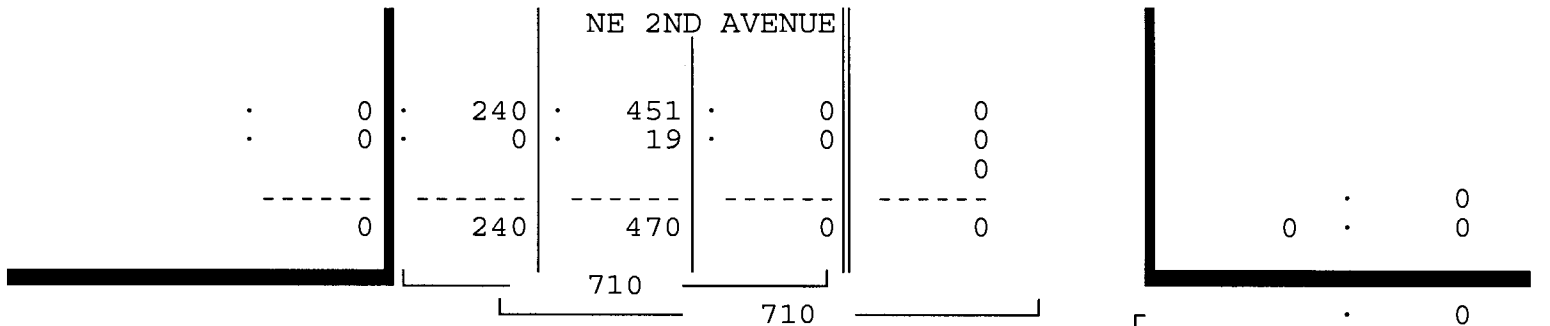
LIGHT VEHICLES, HEAVY VEHICLES

NE 2ND AVENUE From North				NE 6TH STREET From East				NE 2ND AVENUE From South				NE 6TH STREET From West				Total
UTurn	Left	Thru	Right	UTurn	Left	Thru	Right	UTurn	Left	Thru	Right	UTurn	Left	Thru	Right	

Date 02/12/09

Peak Hour Analysis By Entire Intersection for the Period: 16:00 to 18:00 on 02/12/09

Peak start 17:00				17:00				17:00				17:00				
Volume	0	0	470	240	0	31	967	0	0	0	0	0	0	0	0	0
Percent	0%	0%	66%	34%	0%	3%	97%	0%	0%	0%	0%	0%	0%	0%	0%	0%
Pk total	710			998			0			0			0			
Highest	17:30			17:15			07:00			07:00			07:00			
Volume	0	0	132	81	0	6	291	0	0	0	0	0	0	0	0	0
Hi total	213			297			0			0			0			
PHF	.83			.84			.0			.0			.0			



NE 6TH STREET & NE 2ND AVENUE
 MIAMI, FLORIDA
 COUNTED BY: CARLOS WILTZ
 SIGNALIZED

TRAFFIC SURVEY SPECIALISTS, INC.
 624 GARDENIA TERRACE
 DELRAY BEACH, FLORIDA 33444
 (561) 272-3255 FAX (561) 272-4381

Site Code : 00090010
 Start Date: 02/12/09
 File I.D. : 6STR_2AV
 Page : 1

HEAVY VEHICLES

Date	NE 2ND AVENUE From North				NE 6TH STREET From East				NE 2ND AVENUE From South				NE 6TH STREET From West				Total
	UTurn	Left	Thru	Right	UTurn	Left	Thru	Right	UTurn	Left	Thru	Right	UTurn	Left	Thru	Right	
02/12/09	-----																
07:00	0	0	12	0	0	0	10	0	0	0	0	0	0	0	0	0	22
07:15	0	0	9	0	0	0	12	0	0	0	0	0	0	0	0	0	21
07:30	0	0	9	0	0	0	10	0	0	0	0	0	0	0	0	0	19
07:45	0	0	8	0	0	0	11	0	0	0	0	0	0	0	0	0	19
Hr Total	0	0	38	0	0	0	43	0	0	0	0	0	0	0	0	0	81
08:00	0	0	4	1	0	0	13	0	0	0	0	0	0	0	0	0	18
08:15	0	0	7	0	0	0	11	0	0	0	0	0	0	0	0	0	18
08:30	0	0	3	0	0	0	13	0	0	0	0	0	0	0	0	0	16
08:45	0	0	6	0	0	0	9	0	0	0	0	0	0	0	0	0	15
Hr Total	0	0	20	1	0	0	46	0	0	0	0	0	0	0	0	0	67
----- * BREAK * -----																	
16:00	0	0	3	0	0	0	19	0	0	0	0	0	0	0	0	0	22
16:15	0	0	6	0	0	0	20	0	0	0	0	0	0	0	0	0	26
16:30	0	0	4	0	0	0	14	0	0	0	0	0	0	0	0	0	18
16:45	0	0	3	0	0	0	8	0	0	0	0	0	0	0	0	0	11
Hr Total	0	0	16	0	0	0	61	0	0	0	0	0	0	0	0	0	77
17:00	0	0	5	0	0	0	10	0	0	0	0	0	0	0	0	0	15
17:15	0	0	8	0	0	0	14	0	0	0	0	0	0	0	0	0	22
17:30	0	0	2	0	0	0	18	0	0	0	0	0	0	0	0	0	20
17:45	0	0	4	0	0	0	12	0	0	0	0	0	0	0	0	0	16
Hr Total	0	0	19	0	0	0	54	0	0	0	0	0	0	0	0	0	73

TOTAL	0	0	93	1	0	0	204	0	0	0	0	0	0	0	0	0	298

NE 6TH STREET & NE 2ND AVENUE
 MIAMI, FLORIDA
 COUNTED BY: CARLOS WILTZ
 SIGNALIZED

TRAFFIC SURVEY SPECIALISTS, INC.
 624 GARDENIA TERRACE
 DELRAY BEACH, FLORIDA 33444
 (561) 272-3255 FAX (561) 272-4381

Site Code : 00090010
 Start Date: 02/12/09
 File I.D. : 6STR_2AV
 Page : 1

PEDESTRIANS

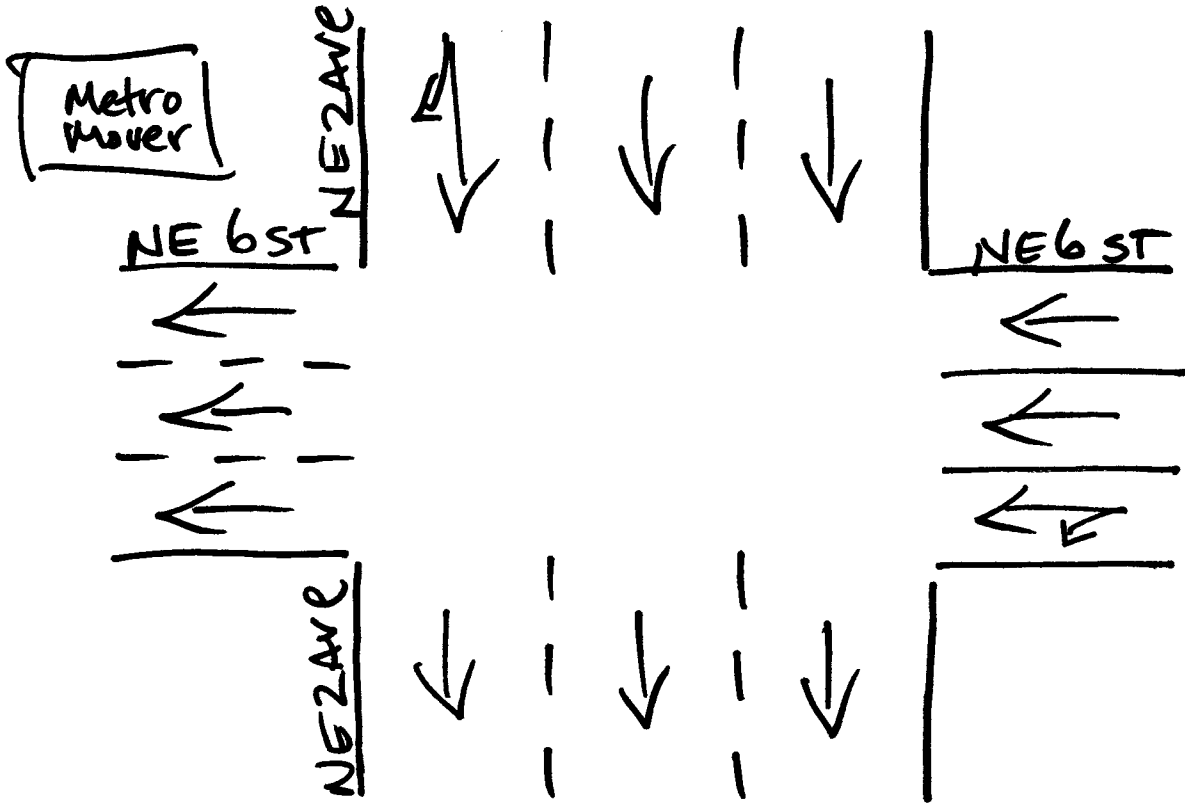
Date	NE 2ND AVENUE From North				NE 6TH STREET From East				NE 2ND AVENUE From South				NE 6TH STREET From West				Total
	Left	Thru	RIGHT	PEDS	Left	Thru	RIGHT	PEDS	Left	Thru	RIGHT	PEDS	Left	Thru	RIGHT	PEDS	
02/12/09	-----																
07:00	0	0	0	0	0	0	0	1	0	0	0	0	0	0	0	5	6
07:15	0	0	0	0	0	0	0	4	0	0	0	1	0	0	0	4	9
07:30	0	0	0	0	0	0	0	2	0	0	0	1	0	0	0	3	6
07:45	0	0	0	0	0	0	0	2	0	0	0	2	0	0	0	6	10
Hr Total	0	0	0	0	0	0	0	9	0	0	0	4	0	0	0	18	31
08:00	0	0	0	1	0	0	0	2	0	0	0	1	0	0	0	13	17
08:15	0	0	0	1	0	0	0	3	0	0	0	1	0	0	0	7	12
08:30	0	0	0	1	0	0	0	1	0	0	0	2	0	0	0	6	10
08:45	0	0	0	2	0	0	0	4	0	0	0	3	0	0	0	2	11
Hr Total	0	0	0	5	0	0	0	10	0	0	0	7	0	0	0	28	50

* BREAK *																	

16:00	0	0	0	0	0	0	0	0	0	0	0	0	0	0	0	9	9
16:15	0	0	0	1	0	0	0	0	0	0	0	0	0	0	0	4	5
16:30	0	0	0	1	0	0	0	1	0	0	0	2	0	0	0	7	11
16:45	0	0	0	2	0	0	0	2	0	0	0	1	0	0	0	9	14
Hr Total	0	0	0	4	0	0	0	3	0	0	0	3	0	0	0	29	39
17:00	0	0	0	3	0	0	0	0	0	0	0	3	0	0	0	10	16
17:15	0	0	0	2	0	0	0	2	0	0	0	1	0	0	0	8	13
17:30	0	0	0	1	0	0	0	0	0	0	0	1	0	0	0	12	14
17:45	0	0	0	4	0	0	0	5	0	0	0	1	0	0	0	11	21
Hr Total	0	0	0	10	0	0	0	7	0	0	0	6	0	0	0	41	64

TOTAL	0	0	0	19	0	0	0	29	0	0	0	20	0	0	0	116	184

North ↑



Miami, Florida
February 12, 2009
drawn by: Luis Palomino
signalized

NE 5TH STREET & NE 2ND AVENUE
 MIAMI, FLORIDA
 COUNTED BY: CARLOS WILTZ
 SIGNALIZED

TRAFFIC SURVEY SPECIALISTS, INC.
 624 GARDENIA TERRACE
 DELRAY BEACH, FLORIDA 33444
 (561) 272-3255 FAX (561) 272-4381

Site Code : 00090010
 Start Date: 02/18/09
 File I.D. : 5STR_2AV
 Page : 1

LIGHT VEHICLES, HEAVY VEHICLES

Date	NE 2ND AVENUE From North				NE 5TH STREET From East				NE 2ND AVENUE From South				NE 5TH STREET From West				Total
	UTurn	Left	Thru	Right	UTurn	Left	Thru	Right	UTurn	Left	Thru	Right	UTurn	Left	Thru	Right	
02/18/09	-----																
07:00	0	53	66	0	0	0	0	0	0	0	0	0	0	0	66	34	219
07:15	0	51	91	0	0	0	0	0	0	0	0	0	0	0	76	48	266
07:30	0	72	110	0	0	0	0	0	0	0	0	0	0	0	85	63	330
07:45	0	75	134	0	0	0	0	0	0	0	0	0	0	0	87	73	369
Hr Total	0	251	401	0	0	0	0	0	0	0	0	0	0	0	314	218	1184
08:00	0	75	154	0	0	0	0	0	0	0	0	0	0	0	103	51	383
08:15	0	75	172	0	0	0	0	0	0	0	0	0	0	0	94	46	387
08:30	0	96	177	0	0	0	0	0	0	0	0	0	0	0	108	54	435
08:45	0	59	187	0	0	0	0	0	0	0	0	0	0	0	132	59	437
Hr Total	0	305	690	0	0	0	0	0	0	0	0	0	0	0	437	210	1642
----- * BREAK * -----																	
16:00	0	36	89	0	0	0	0	0	0	0	0	0	0	0	78	28	231
16:15	0	25	74	0	0	0	0	0	0	0	0	0	0	0	51	33	183
16:30	0	17	98	0	0	0	0	0	0	0	0	0	0	0	58	35	208
16:45	0	16	99	0	0	0	0	0	0	0	0	0	0	0	58	38	211
Hr Total	0	94	360	0	0	0	0	0	0	0	0	0	0	0	245	134	833
17:00	0	20	101	0	0	0	0	0	0	0	0	0	0	0	74	51	246
17:15	0	26	112	0	0	0	0	0	0	0	0	0	0	0	72	74	284
17:30	0	31	102	0	0	0	0	0	0	0	0	0	0	0	73	50	256
17:45	0	27	100	0	0	0	0	0	0	0	0	0	0	0	82	45	254
Hr Total	0	104	415	0	0	0	0	0	0	0	0	0	0	0	301	220	1040

TOTAL	0	754	1866	0	0	0	0	0	0	0	0	0	0	0	1297	782	4699

NE 5TH STREET & NE 2ND AVENUE
 MIAMI, FLORIDA
 COUNTED BY: CARLOS WILTZ
 SIGNALIZED

TRAFFIC SURVEY SPECIALISTS, INC.
 624 GARDENIA TERRACE
 DELRAY BEACH, FLORIDA 33444
 (561) 272-3255 FAX (561) 272-4381

Site Code : 00090010
 Start Date: 02/18/09
 File I.D. : 5STR_2AV
 Page : 2

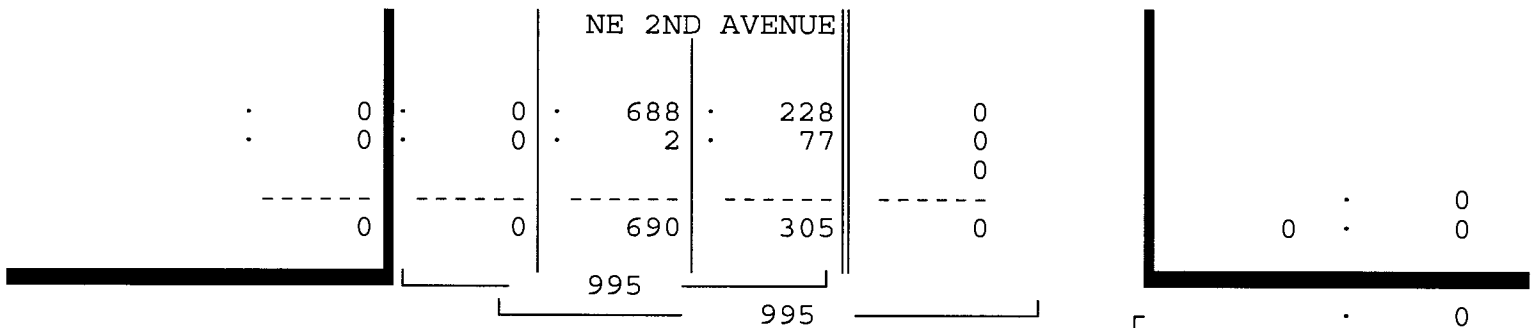
LIGHT VEHICLES, HEAVY VEHICLES

NE 2ND AVENUE From North				NE 5TH STREET From East				NE 2ND AVENUE From South				NE 5TH STREET From West				Total
UTurn	Left	Thru	Right	UTurn	Left	Thru	Right	UTurn	Left	Thru	Right	UTurn	Left	Thru	Right	

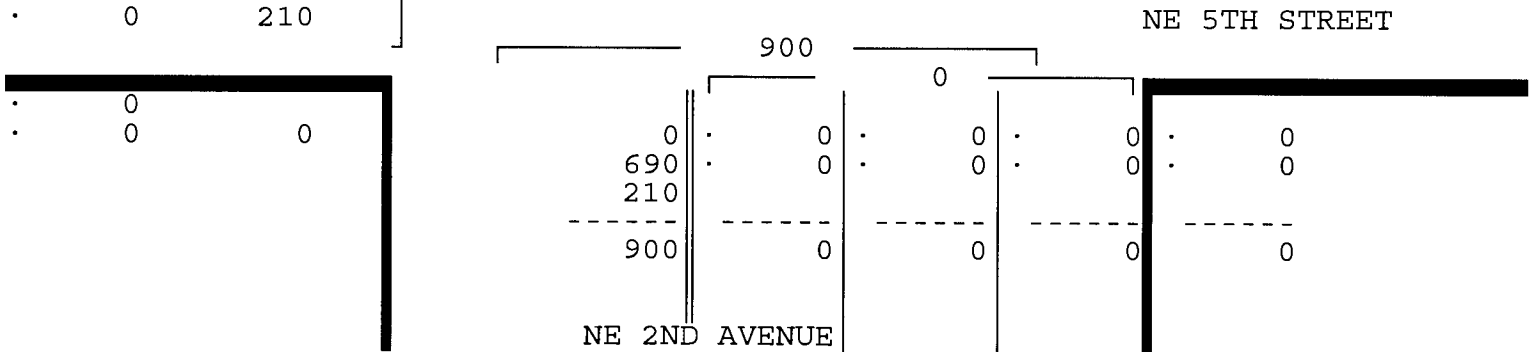
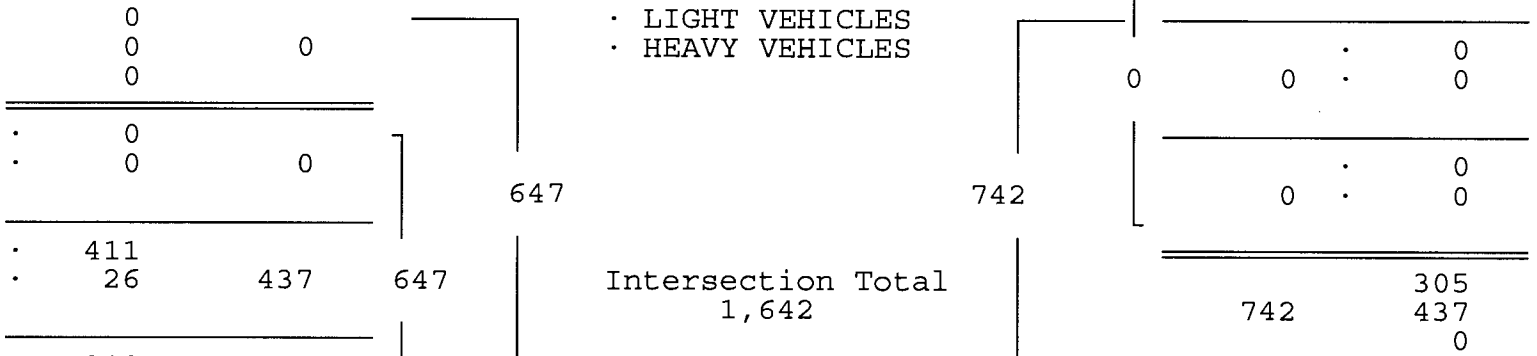
Date 02/18/09

Peak Hour Analysis By Entire Intersection for the Period: 07:00 to 09:00 on 02/18/09

Peak start	08:00				08:00				08:00						
Volume	0	305	690	0	0	0	0	0	0	0	0	0	0	437	210
Percent	0%	31%	69%	0%	0%	0%	0%	0%	0%	0%	0%	0%	0%	68%	32%
Pk total	995				0				647						
Highest	08:30				07:00				07:00				08:45		
Volume	0	96	177	0	0	0	0	0	0	0	0	0	0	132	59
Hi total	273				0				191						
PHF	.91				.0				.85						



NE 5TH STREET



NE 5TH STREET & NE 2ND AVENUE
 MIAMI, FLORIDA
 COUNTED BY: CARLOS WILTZ
 SIGNALIZED

TRAFFIC SURVEY SPECIALISTS, INC.
 624 GARDENIA TERRACE
 DELRAY BEACH, FLORIDA 33444
 (561) 272-3255 FAX (561) 272-4381

Site Code : 00090010
 Start Date: 02/18/09
 File I.D. : 5STR_2AV
 Page : 3


LIGHT VEHICLES, HEAVY VEHICLES

NE 2ND AVENUE From North				NE 5TH STREET From East				NE 2ND AVENUE From South				NE 5TH STREET From West				Total
UTurn	Left	Thru	Right	UTurn	Left	Thru	Right	UTurn	Left	Thru	Right	UTurn	Left	Thru	Right	

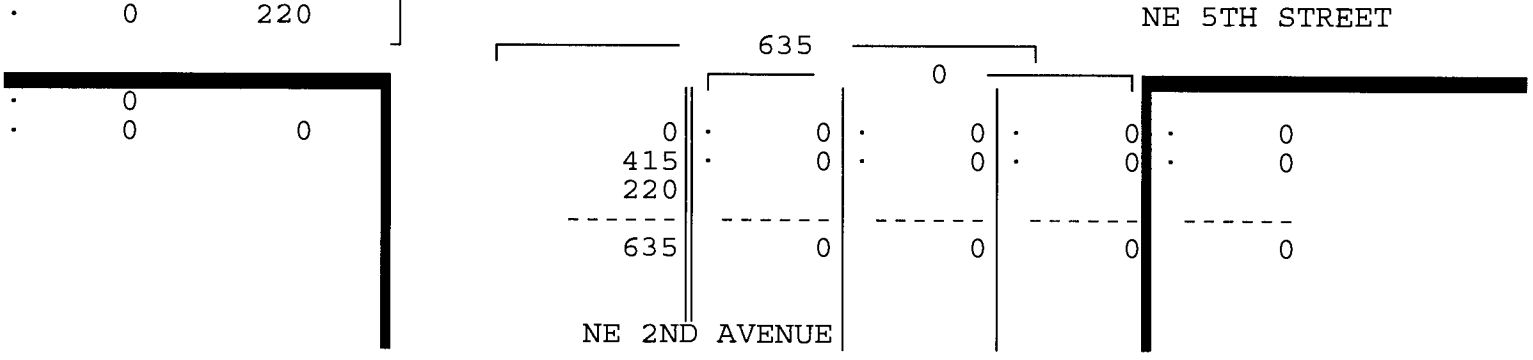
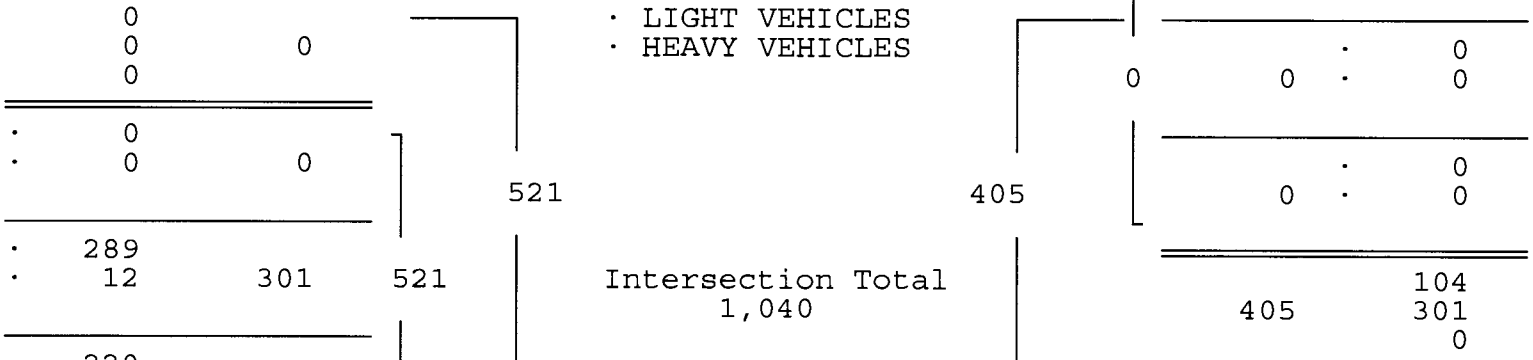
Date 02/18/09

Peak Hour Analysis By Entire Intersection for the Period: 16:00 to 18:00 on 02/18/09

Peak start 17:00	17:00								17:00							
Volume	0	104	415	0	0	0	0	0	0	0	0	0	0	0	301	220
Percent	0%	20%	80%	0%	0%	0%	0%	0%	0%	0%	0%	0%	0%	0%	58%	42%
Pk total	519				0				0				521			
Highest	17:15				07:00				07:00				17:15			
Volume	0	26	112	0	0	0	0	0	0	0	0	0	0	0	72	74
Hi total	138				0				0				146			
PHF	.94				.0				.0				.89			



NE 5TH STREET



NE 5TH STREET & NE 2ND AVENUE
 MIAMI, FLORIDA
 COUNTED BY: CARLOS WILTZ
 SIGNALIZED

TRAFFIC SURVEY SPECIALISTS, INC.
 624 GARDENIA TERRACE
 DELRAY BEACH, FLORIDA 33444
 (561) 272-3255 FAX (561) 272-4381

Site Code : 00090010
 Start Date: 02/18/09
 File I.D. : 5STR_2AV
 Page : 1

HEAVY VEHICLES

Date	NE 2ND AVENUE From North				NE 5TH STREET From East				NE 2ND AVENUE From South				NE 5TH STREET From West				Total
	UTurn	Left	Thru	Right	UTurn	Left	Thru	Right	UTurn	Left	Thru	Right	UTurn	Left	Thru	Right	
02/18/09																	
07:00	0	33	0	0	0	0	0	0	0	0	0	0	0	0	5	0	38
07:15	0	19	0	0	0	0	0	0	0	0	0	0	0	0	7	0	26
07:30	0	26	0	0	0	0	0	0	0	0	0	0	0	0	7	0	33
07:45	0	27	0	0	0	0	0	0	0	0	0	0	0	0	5	0	32
Hr Total	0	105	0	0	0	0	0	0	0	0	0	0	0	0	24	0	129
08:00	0	32	2	0	0	0	0	0	0	0	0	0	0	0	12	0	46
08:15	0	18	0	0	0	0	0	0	0	0	0	0	0	0	6	0	24
08:30	0	12	0	0	0	0	0	0	0	0	0	0	0	0	3	0	15
08:45	0	15	0	0	0	0	0	0	0	0	0	0	0	0	5	0	20
Hr Total	0	77	2	0	0	0	0	0	0	0	0	0	0	0	26	0	105
* BREAK *																	
16:00	0	13	0	0	0	0	0	0	0	0	0	0	0	0	1	0	14
16:15	0	4	1	0	0	0	0	0	0	0	0	0	0	0	1	0	6
16:30	0	3	0	0	0	0	0	0	0	0	0	0	0	0	2	0	5
16:45	0	1	0	0	0	0	0	0	0	0	0	0	0	0	3	1	5
Hr Total	0	21	1	0	0	0	0	0	0	0	0	0	0	0	7	1	30
17:00	0	3	0	0	0	0	0	0	0	0	0	0	0	0	2	0	5
17:15	0	3	0	0	0	0	0	0	0	0	0	0	0	0	3	0	6
17:30	0	5	0	0	0	0	0	0	0	0	0	0	0	0	3	0	8
17:45	0	4	0	0	0	0	0	0	0	0	0	0	0	0	4	0	8
Hr Total	0	15	0	0	0	0	0	0	0	0	0	0	0	0	12	0	27
TOTAL	0	218	3	0	0	0	0	0	0	0	0	0	0	0	69	1	291

NE 5TH STREET & NE 2ND AVENUE
 MIAMI, FLORIDA
 COUNTED BY: CARLOS WILTZ
 SIGNALIZED

TRAFFIC SURVEY SPECIALISTS, INC.
 624 GARDENIA TERRACE
 DELRAY BEACH, FLORIDA 33444
 (561) 272-3255 FAX (561) 272-4381

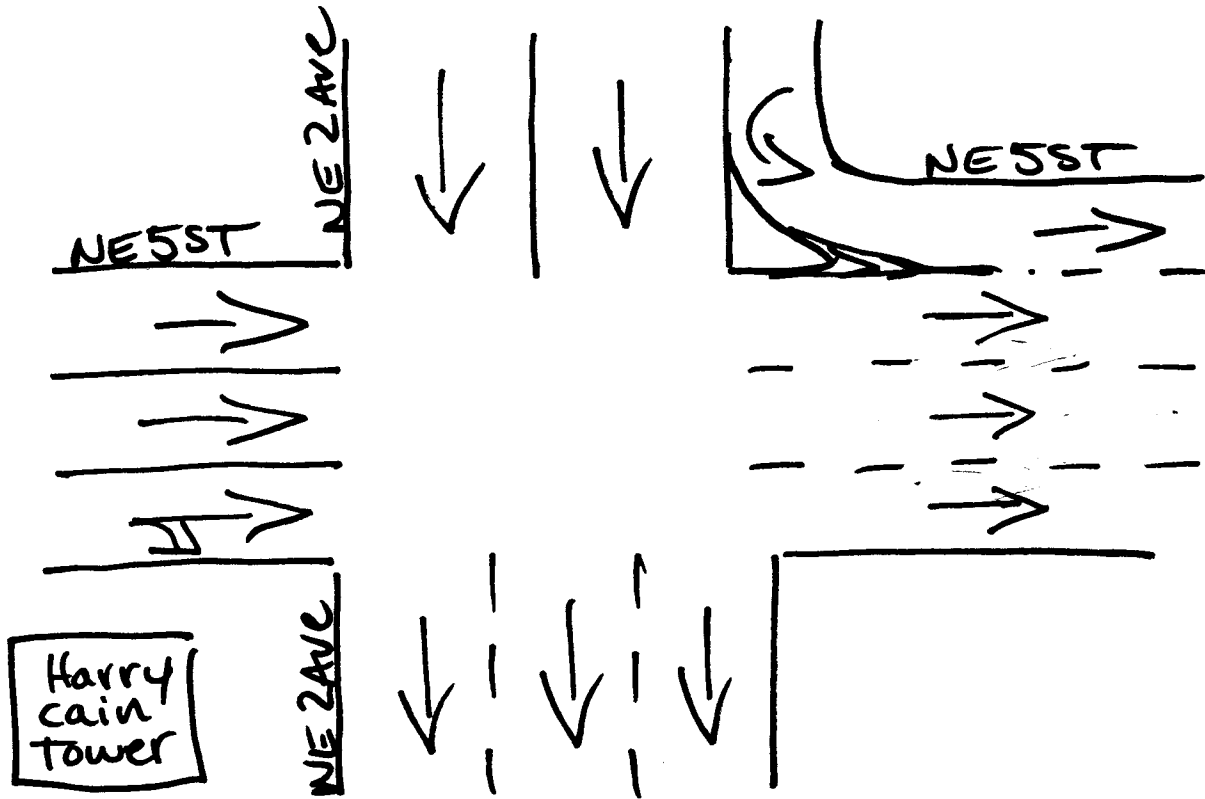
Site Code : 00090010
 Start Date: 02/18/09
 File I.D. : 5STR_2AV
 Page : 1

PEDESTRIANS

Date	NE 2ND AVENUE From North				NE 5TH STREET From East				NE 2ND AVENUE From South				NE 5TH STREET From West				Total
	Left	Thru	RIGHT	PEDS	Left	Thru	RIGHT	PEDS	Left	Thru	RIGHT	PEDS	Left	Thru	RIGHT	PEDS	
02/18/09	-----																
07:00	0	0	0	8	0	0	0	8	0	0	0	6	0	0	0	36	58
07:15	0	0	0	3	0	0	0	3	0	0	0	5	0	0	0	44	55
07:30	0	0	0	10	0	0	0	9	0	0	0	8	0	0	0	75	102
07:45	0	0	0	24	0	0	0	30	0	0	0	31	0	0	0	178	263
Hr Total	0	0	0	45	0	0	0	50	0	0	0	50	0	0	0	333	478
08:00	0	0	0	18	0	0	0	36	0	0	0	26	0	0	0	96	176
08:15	0	0	0	8	0	0	0	14	0	0	0	19	0	0	0	74	115
08:30	0	0	0	11	0	0	0	18	0	0	0	20	0	0	0	97	146
08:45	0	0	0	11	0	0	0	46	0	0	0	31	0	0	0	276	364
Hr Total	0	0	0	48	0	0	0	114	0	0	0	96	0	0	0	543	801
----- * BREAK * -----																	
16:00	0	0	0	8	0	0	0	15	0	0	0	12	0	0	0	43	78
16:15	0	0	0	1	0	0	0	5	0	0	0	8	0	0	0	27	41
16:30	0	0	0	9	0	0	0	11	0	0	0	17	0	0	0	42	79
16:45	0	0	0	10	0	0	0	12	0	0	0	8	0	0	0	49	79
Hr Total	0	0	0	28	0	0	0	43	0	0	0	45	0	0	0	161	277
17:00	0	0	0	7	0	0	0	12	0	0	0	15	0	0	0	60	94
17:15	0	0	0	19	0	0	0	20	0	0	0	26	0	0	0	95	160
17:30	0	0	0	18	0	0	0	34	0	0	0	38	0	0	0	106	196
17:45	0	0	0	16	0	0	0	17	0	0	0	27	0	0	0	82	142
Hr Total	0	0	0	60	0	0	0	83	0	0	0	106	0	0	0	343	592

TOTAL	0	0	0	181	0	0	0	290	0	0	0	297	0	0	0	1380	2148

↑
North



Miami, Florida
February 18, 2009
drawn by: Luis Palomino
signalized

NE 14TH STREET & NE 1ST AVENUE
 MIAMI, FLORIDA
 COUNTED BY: YANELIS MARQUEZ
 SIGNALIZED

TRAFFIC SURVEY SPECIALISTS, INC.
 624 GARDENIA TERRACE
 DELRAY BEACH, FLORIDA 33444
 (561) 272-3255 FAX (561) 272-4381

Site Code : 00090010
 Start Date: 02/18/09
 File I.D. : 14ST_1AV
 Page : 1

LIGHT VEHICLES, HEAVY VEHICLES

Date	NE 1ST AVENUE From North				NE 14TH STREET From East				NE 1ST AVENUE From South				NE 14TH STREET From West				Total
	UTurn	Left	Thru	Right	UTurn	Left	Thru	Right	UTurn	Left	Thru	Right	UTurn	Left	Thru	Right	
02/18/09	-----																
07:00	0	0	0	0	0	0	19	1	0	3	46	5	0	8	25	0	107
07:15	0	0	0	0	0	0	28	1	0	2	68	8	0	7	42	0	156
07:30	0	0	0	0	0	0	33	4	0	1	71	14	0	8	49	0	180
07:45	0	0	0	0	1	0	38	3	0	1	94	7	0	5	47	0	196
Hr Total	0	0	0	0	1	0	118	9	0	7	279	34	0	28	163	0	639
08:00	0	0	0	0	0	0	34	2	0	3	70	11	0	9	59	0	188
08:15	0	0	0	0	1	0	32	3	0	7	58	6	0	12	43	0	162
08:30	0	0	0	0	0	0	32	3	0	8	52	8	0	8	52	0	163
08:45	0	0	0	0	1	0	34	4	0	3	63	10	0	14	46	0	175
Hr Total	0	0	0	0	2	0	132	12	0	21	243	35	0	43	200	0	688
----- * BREAK * -----																	
16:00	0	0	0	0	0	0	27	12	0	7	113	14	0	9	49	0	231
16:15	0	0	0	0	0	0	31	7	0	12	96	17	0	9	62	0	234
16:30	0	0	0	0	0	0	24	11	0	4	106	17	0	14	68	0	244
16:45	0	0	0	0	0	0	29	9	0	8	114	26	0	11	53	0	250
Hr Total	0	0	0	0	0	0	111	39	0	31	429	74	0	43	232	0	959
17:00	0	0	0	0	0	0	22	7	0	10	144	18	0	9	60	0	270
17:15	0	0	0	0	0	0	22	4	0	4	180	20	0	8	58	0	296
17:30	0	0	0	0	0	0	23	3	0	7	147	23	0	7	56	0	266
17:45	0	0	0	0	0	0	22	1	0	6	169	18	0	9	44	0	269
Hr Total	0	0	0	0	0	0	89	15	0	27	640	79	0	33	218	0	1101

TOTAL	0	0	0	0	3	0	450	75	0	86	1591	222	0	147	813	0	3387

NE 14TH STREET & NE 1ST AVENUE
 MIAMI, FLORIDA
 COUNTED BY: YANELIS MARQUEZ
 SIGNALIZED

TRAFFIC SURVEY SPECIALISTS, INC.
 624 GARDENIA TERRACE
 DELRAY BEACH, FLORIDA 33444
 (561) 272-3255 FAX (561) 272-4381

Site Code : 00090010
 Start Date: 02/18/09
 File I.D. : 14ST_1AV
 Page : 2

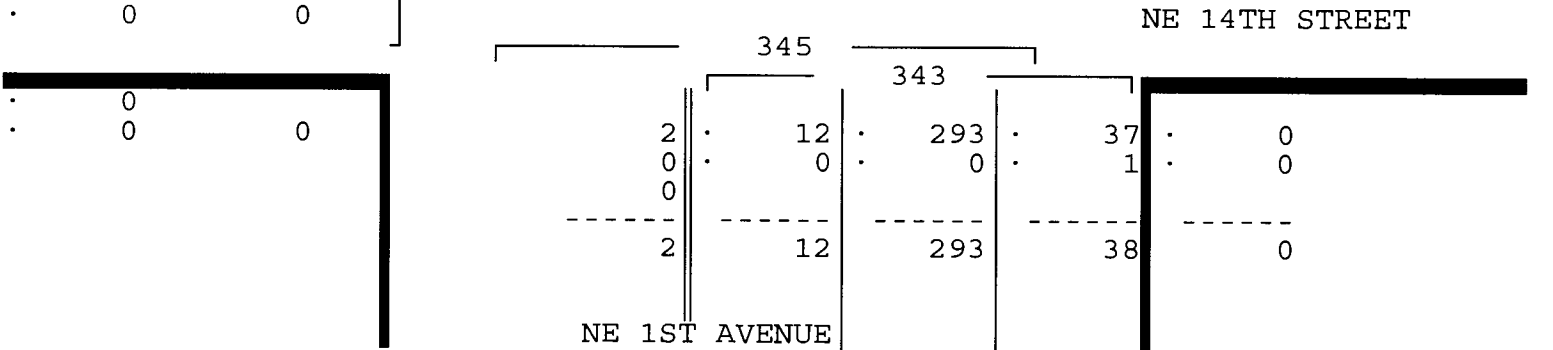
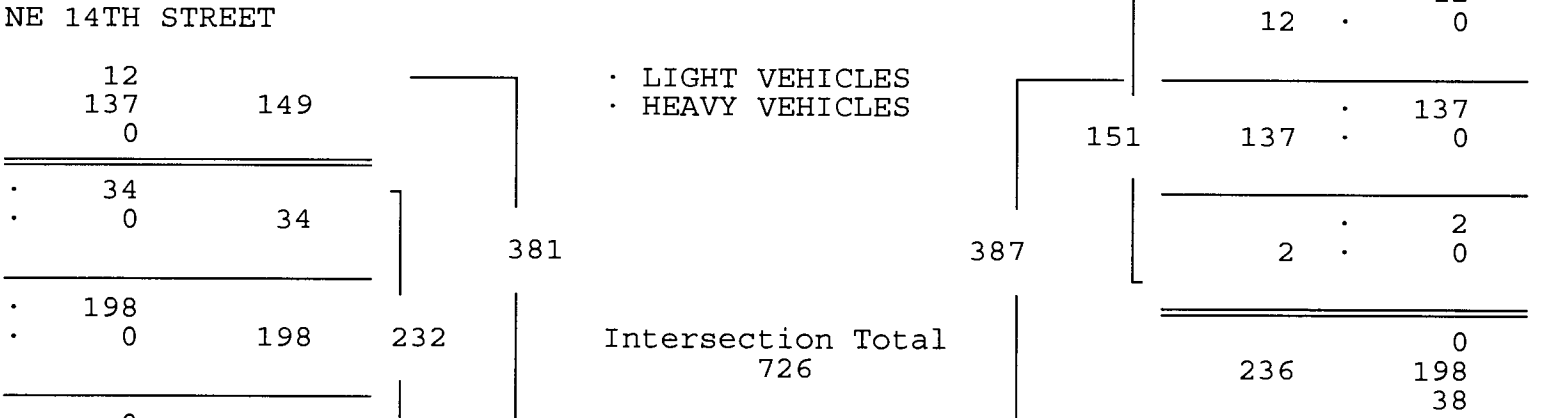
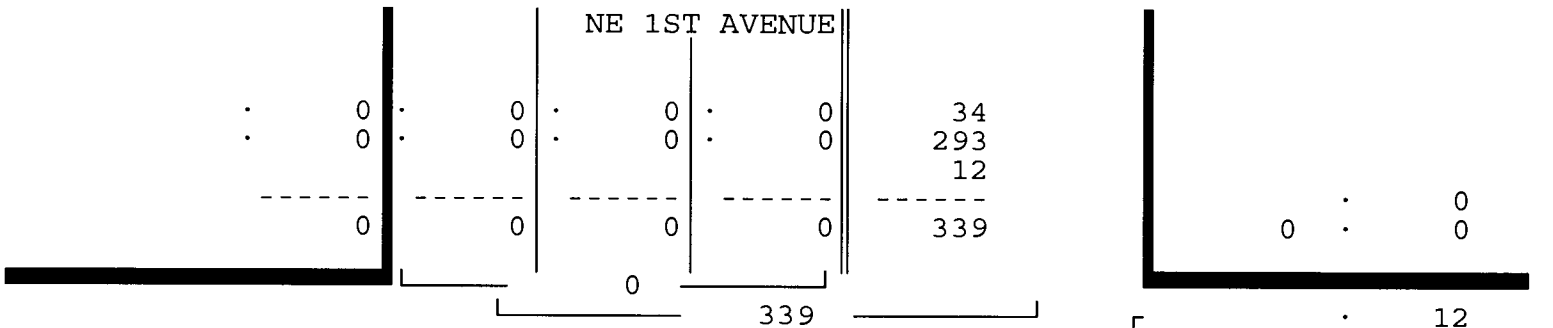
LIGHT VEHICLES, HEAVY VEHICLES

NE 1ST AVENUE From North				NE 14TH STREET From East				NE 1ST AVENUE From South				NE 14TH STREET From West				Total
UTurn	Left	Thru	Right	UTurn	Left	Thru	Right	UTurn	Left	Thru	Right	UTurn	Left	Thru	Right	

Date 02/18/09

Peak Hour Analysis By Entire Intersection for the Period: 07:00 to 09:00 on 02/18/09

Peak start 07:30				07:30				07:30				07:30				
Volume	0	0	0	0	2	0	137	12	0	12	293	38	0	34	198	0
Percent	0%	0%	0%	0%	1%	0%	91%	8%	0%	3%	85%	11%	0%	15%	85%	0%
Pk total	0			151			343			232						
Highest	07:00			07:45			07:45			08:00						
Volume	0	0	0	0	1	0	38	3	0	1	94	7	0	9	59	0
Hi total	0			42			102			68						
PHF	.0			.90			.84			.85						



NE 14TH STREET & NE 1ST AVENUE
 MIAMI, FLORIDA
 COUNTED BY: YANELIS MARQUEZ
 SIGNALIZED

TRAFFIC SURVEY SPECIALISTS, INC.
 624 GARDENIA TERRACE
 DELRAY BEACH, FLORIDA 33444
 (561) 272-3255 FAX (561) 272-4381

Site Code : 00090010
 Start Date: 02/18/09
 File I.D. : 14ST_1AV
 Page : 3

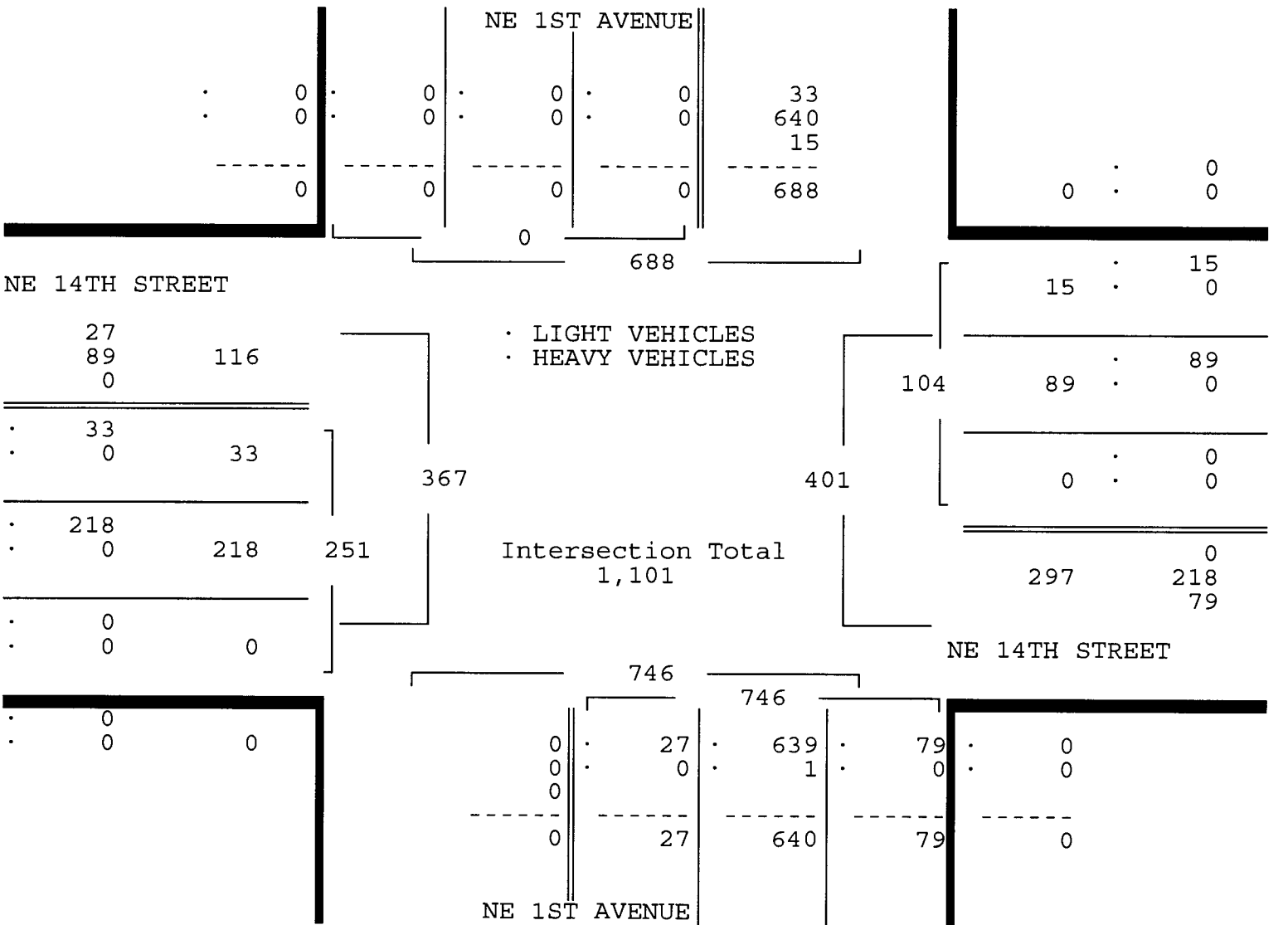
LIGHT VEHICLES, HEAVY VEHICLES

NE 1ST AVENUE From North				NE 14TH STREET From East				NE 1ST AVENUE From South				NE 14TH STREET From West				Total
UTurn	Left	Thru	Right	UTurn	Left	Thru	Right	UTurn	Left	Thru	Right	UTurn	Left	Thru	Right	

Date 02/18/09

Peak Hour Analysis By Entire Intersection for the Period: 16:00 to 18:00 on 02/18/09

Peak start 17:00				17:00				17:00				17:00			
Volume	0	0	0	0	0	89	15	0	27	640	79	0	33	218	0
Percent	0%	0%	0%	0%	0%	86%	14%	0%	4%	86%	11%	0%	13%	87%	0%
Pk total	0			104			746			251					
Highest	07:00			17:00			17:15			17:00					
Volume	0	0	0	0	0	22	7	0	4	180	20	0	9	60	0
Hi total	0			29			204			69					
PHF	.0			.90			.91			.91					



NE 14TH STREET & NE 1ST AVENUE
 MIAMI, FLORIDA
 COUNTED BY: YANELIS MARQUEZ
 SIGNALIZED

TRAFFIC SURVEY SPECIALISTS, INC.
 624 GARDENIA TERRACE
 DELRAY BEACH, FLORIDA 33444
 (561) 272-3255 FAX (561) 272-4381

Site Code : 00090010
 Start Date: 02/18/09
 File I.D. : 14ST_1AV
 Page : 1

HEAVY VEHICLES

Date 02/18/09	NE 1ST AVENUE From North				NE 14TH STREET From East				NE 1ST AVENUE From South				NE 14TH STREET From West				Total
	UTurn	Left	Thru	Right	UTurn	Left	Thru	Right	UTurn	Left	Thru	Right	UTurn	Left	Thru	Right	
07:00	0	0	0	0	0	0	0	0	0	0	0	0	0	0	0	0	0
07:15	0	0	0	0	0	0	0	0	0	0	0	0	0	0	1	0	1
07:30	0	0	0	0	0	0	0	0	0	0	0	1	0	0	0	0	1
07:45	0	0	0	0	0	0	0	0	0	0	0	0	0	0	0	0	0
Hr Total	0	0	0	0	0	0	0	0	0	0	0	1	0	0	1	0	2
* BREAK *																	
16:00	0	0	0	0	0	0	0	0	0	0	0	0	0	0	0	0	0
16:15	0	0	0	0	0	0	0	0	0	0	0	0	0	0	0	0	0
16:30	0	0	0	0	0	0	0	0	0	0	1	0	0	0	0	0	1
16:45	0	0	0	0	0	0	0	1	0	0	0	0	0	0	0	0	1
Hr Total	0	0	0	0	0	0	0	1	0	0	1	0	0	0	0	0	2
17:00	0	0	0	0	0	0	0	0	0	0	0	0	0	0	0	0	0
17:15	0	0	0	0	0	0	0	0	0	0	1	0	0	0	0	0	1
17:30	0	0	0	0	0	0	0	0	0	0	0	0	0	0	0	0	0
17:45	0	0	0	0	0	0	0	0	0	0	0	0	0	0	0	0	0
Hr Total	0	0	0	0	0	0	0	0	0	0	1	0	0	0	0	0	1
TOTAL	0	0	0	0	0	0	0	1	0	0	2	1	0	0	1	0	5

NE 14TH STREET & NE 1ST AVENUE
 MIAMI, FLORIDA
 COUNTED BY: YANELIS MARQUEZ
 SIGNALIZED

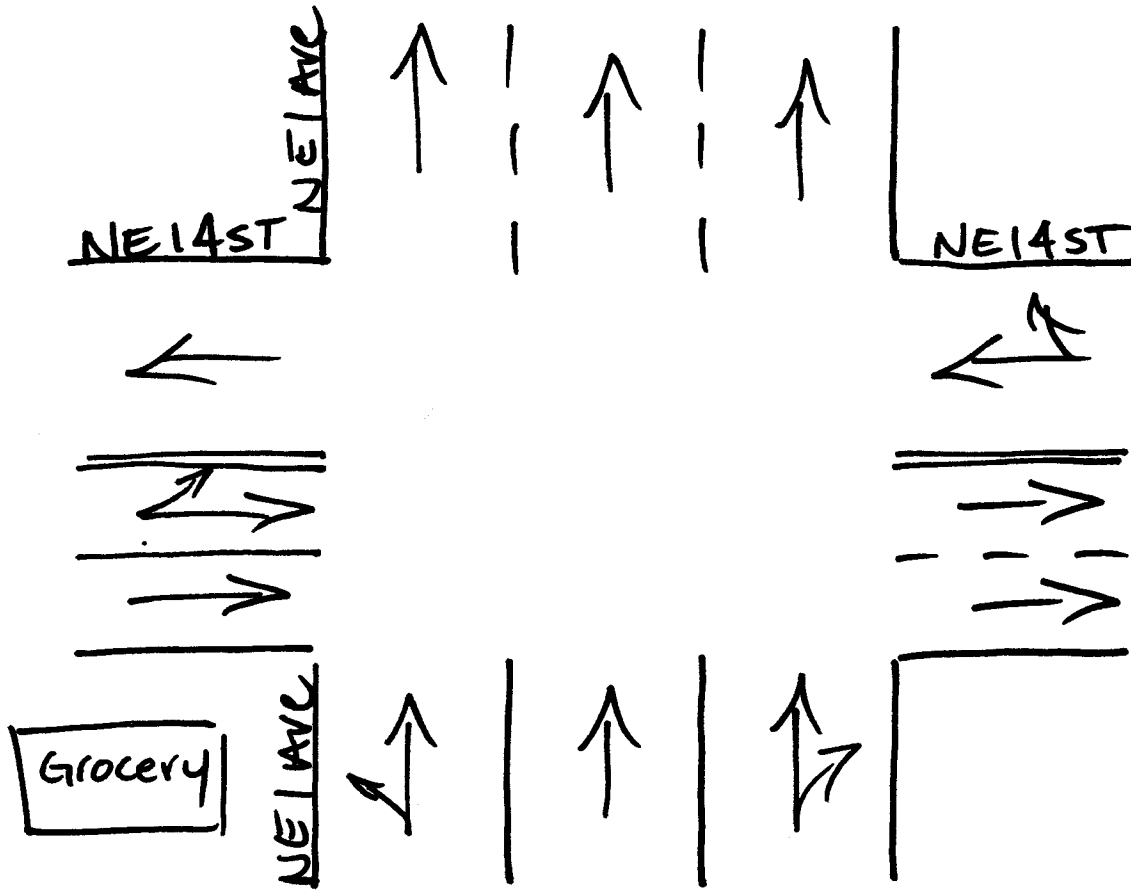
TRAFFIC SURVEY SPECIALISTS, INC.
 624 GARDENIA TERRACE
 DELRAY BEACH, FLORIDA 33444
 (561) 272-3255 FAX (561) 272-4381

Site Code : 00090010
 Start Date: 02/18/09
 File I.D. : 14ST_1AV
 Page : 1

PEDESTRIANS

Date 02/18/09	NE 1ST AVENUE From North				NE 14TH STREET From East				NE 1ST AVENUE From South				NE 14TH STREET From West				Total
	Left	Thru	RIGHT	PEDS	Left	Thru	RIGHT	PEDS	Left	Thru	RIGHT	PEDS	Left	Thru	RIGHT	PEDS	
07:00	0	0	0	2	0	0	0	1	0	0	0	0	0	0	0	2	5
07:15	0	0	0	0	0	0	0	0	0	0	0	0	0	0	0	1	1
07:30	0	0	0	0	0	0	0	0	0	0	0	0	0	0	0	0	0
07:45	0	0	0	0	0	0	0	0	0	0	0	0	0	0	0	1	1
Hr Total	0	0	0	2	0	0	0	1	0	0	0	0	0	0	0	4	7
08:00	0	0	0	0	0	0	0	0	0	0	0	0	0	0	0	0	0
08:15	0	0	0	0	0	0	0	0	0	0	0	0	0	0	0	0	0
08:30	0	0	0	1	0	0	0	0	0	0	0	0	0	0	0	0	1
08:45	0	0	0	2	0	0	0	0	0	0	0	0	0	0	0	1	3
Hr Total	0	0	0	3	0	0	0	0	0	0	0	0	0	0	0	1	4
* BREAK *																	
16:00	0	0	0	0	0	0	0	0	0	0	0	0	0	0	0	0	0
16:15	0	0	0	1	0	0	0	0	0	0	0	2	0	0	0	0	3
16:30	0	0	0	3	0	0	0	2	0	0	0	0	0	0	0	3	8
16:45	0	0	0	0	0	0	0	1	0	0	0	0	0	0	0	0	1
Hr Total	0	0	0	4	0	0	0	3	0	0	0	2	0	0	0	3	12
17:00	0	0	0	0	0	0	0	0	0	0	0	0	0	0	0	2	2
17:15	0	0	0	1	0	0	0	0	0	0	0	0	0	0	0	0	1
17:30	0	0	0	1	0	0	0	0	0	0	0	0	0	0	0	0	1
17:45	0	0	0	2	0	0	0	0	0	0	0	1	0	0	0	2	5
Hr Total	0	0	0	4	0	0	0	0	0	0	0	1	0	0	0	4	9
TOTAL	0	0	0	13	0	0	0	4	0	0	0	3	0	0	0	12	32

↑
North



Miami, Florida
February 18, 2009
drawn by: Luis Palomino
Signalized

NE 13TH STREET & NE 1ST AVENUE
 MIAMI, FLORIDA
 COUNTED BY: JOHNNY MOLESTINA
 SIGNALIZED

TRAFFIC SURVEY SPECIALISTS, INC.
 624 GARDENIA TERRACE
 DELRAY BEACH, FLORIDA 33444
 (561) 272-3255 FAX (561) 272-4381

Site Code : 00090010
 Start Date: 02/18/09
 File I.D. : 13ST_1AV
 Page : 1

LIGHT VEHICLES, HEAVY VEHICLES

Date	NE 1ST AVENUE From North				NE 13TH STREET From East				NE 1ST AVENUE From South				NE 13TH STREET From West				Total
	UTurn	Left	Thru	Right	UTurn	Left	Thru	Right	UTurn	Left	Thru	Right	UTurn	Left	Thru	Right	
02/18/09	-----																
07:00	0	0	0	0	0	0	4	2	0	1	51	0	0	0	0	0	58
07:15	0	0	0	0	0	0	1	1	0	0	61	0	0	0	0	0	63
07:30	0	0	0	0	0	0	5	3	0	0	87	0	0	0	0	0	95
07:45	0	0	0	0	0	0	7	2	0	2	95	0	0	0	0	0	106
Hr Total	0	0	0	0	0	0	17	8	0	3	294	0	0	0	0	0	322
08:00	0	0	0	0	0	0	7	3	0	2	76	0	0	0	0	0	88
08:15	0	0	0	0	0	0	9	4	0	3	65	0	0	0	0	0	81
08:30	0	0	0	0	0	0	14	3	0	1	64	0	0	0	0	0	82
08:45	0	0	0	0	0	0	18	5	0	2	71	0	0	0	0	0	96
Hr Total	0	0	0	0	0	0	48	15	0	8	276	0	0	0	0	0	347
----- * BREAK * -----																	
16:00	0	0	0	0	0	0	3	5	0	1	118	0	0	0	0	0	127
16:15	0	0	0	0	0	0	5	6	0	2	113	0	0	0	0	0	126
16:30	0	0	0	0	0	0	4	3	0	1	115	0	0	0	0	0	123
16:45	0	0	0	0	0	0	6	7	0	3	141	0	0	0	0	0	157
Hr Total	0	0	0	0	0	0	18	21	0	7	487	0	0	0	0	0	533
17:00	0	0	0	0	0	0	12	6	0	0	162	0	0	0	0	0	180
17:15	0	0	0	0	0	0	8	2	0	0	197	0	0	0	0	0	207
17:30	0	0	0	0	0	0	9	6	0	0	156	0	0	0	0	0	171
17:45	0	0	0	0	0	0	0	10	0	1	171	0	0	0	0	0	182
Hr Total	0	0	0	0	0	0	29	24	0	1	686	0	0	0	0	0	740

TOTAL	0	0	0	0	0	0	112	68	0	19	1743	0	0	0	0	0	1942

NE 13TH STREET & NE 1ST AVENUE
 MIAMI, FLORIDA
 COUNTED BY: JOHNNY MOLESTINA
 SIGNALIZED

TRAFFIC SURVEY SPECIALISTS, INC.
 624 GARDENIA TERRACE
 DELRAY BEACH, FLORIDA 33444
 (561) 272-3255 FAX (561) 272-4381

Site Code : 00090010
 Start Date: 02/18/09
 File I.D. : 13ST_1AV
 Page : 2

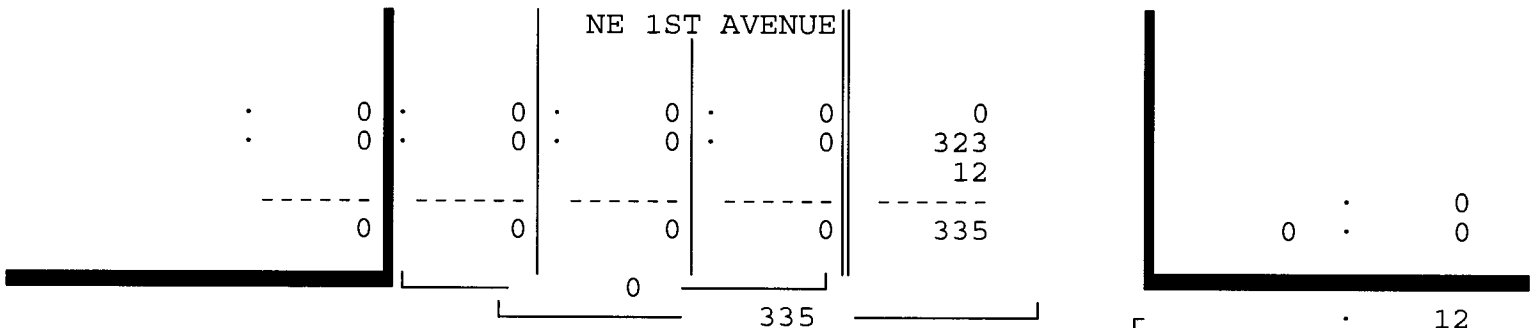
LIGHT VEHICLES, HEAVY VEHICLES

NE 1ST AVENUE From North				NE 13TH STREET From East				NE 1ST AVENUE From South				NE 13TH STREET From West				Total
U	L	T	R	U	L	T	R	U	L	T	R	U	L	T	R	

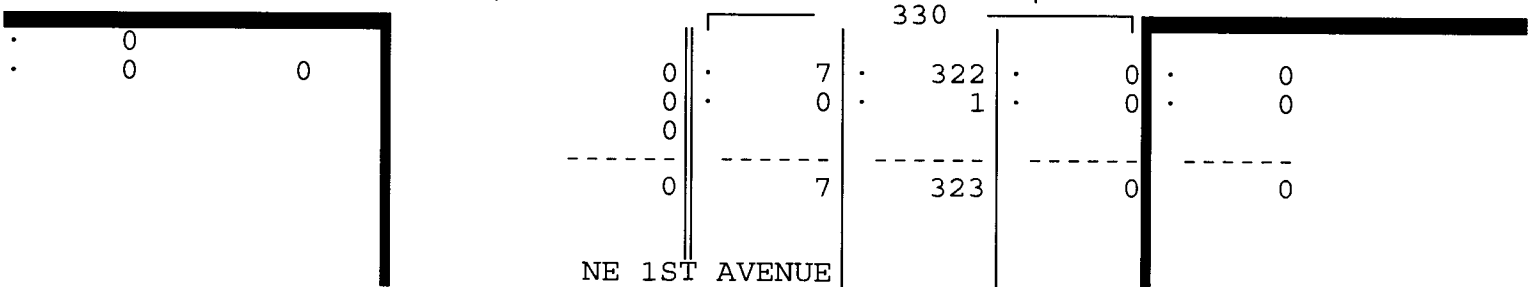
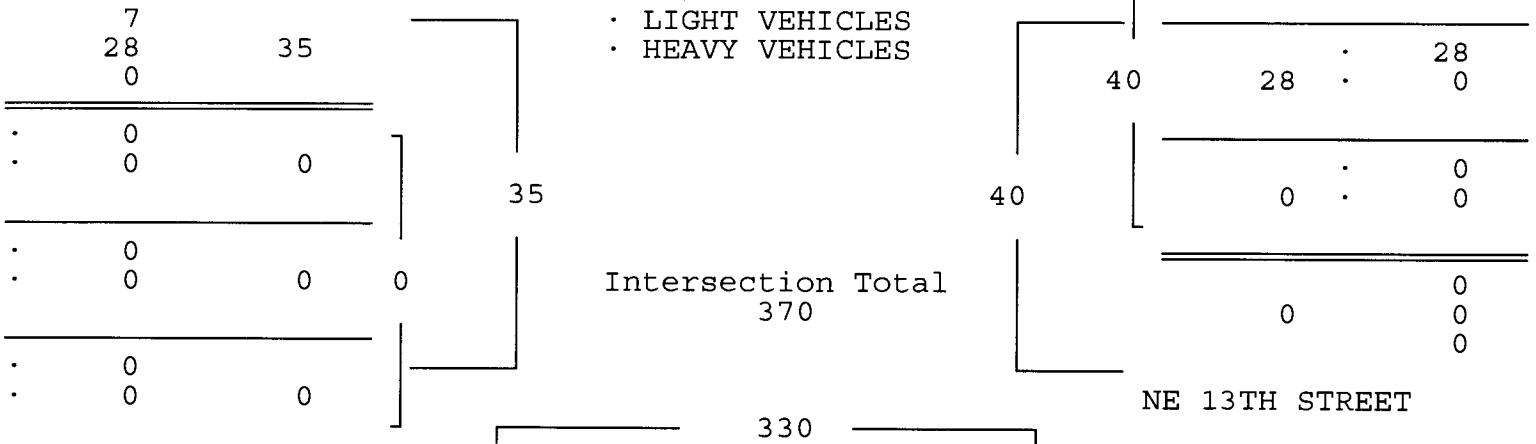
Date 02/18/09

Peak Hour Analysis By Entire Intersection for the Period: 07:00 to 09:00 on 02/18/09

Peak start	07:30				07:30				07:30				07:30			
Volume	0	0	0	0	0	0	28	12	0	7	323	0	0	0	0	0
Percent	0%	0%	0%	0%	0%	0%	70%	30%	0%	2%	98%	0%	0%	0%	0%	0%
Pk total	0				40				330				0			
Highest	07:00				08:15				07:45				07:00			
Volume	0	0	0	0	0	0	9	4	0	2	95	0	0	0	0	0
Hi total	0				13				97				0			
PHF	.0				.77				.85				.0			



NE 13TH STREET



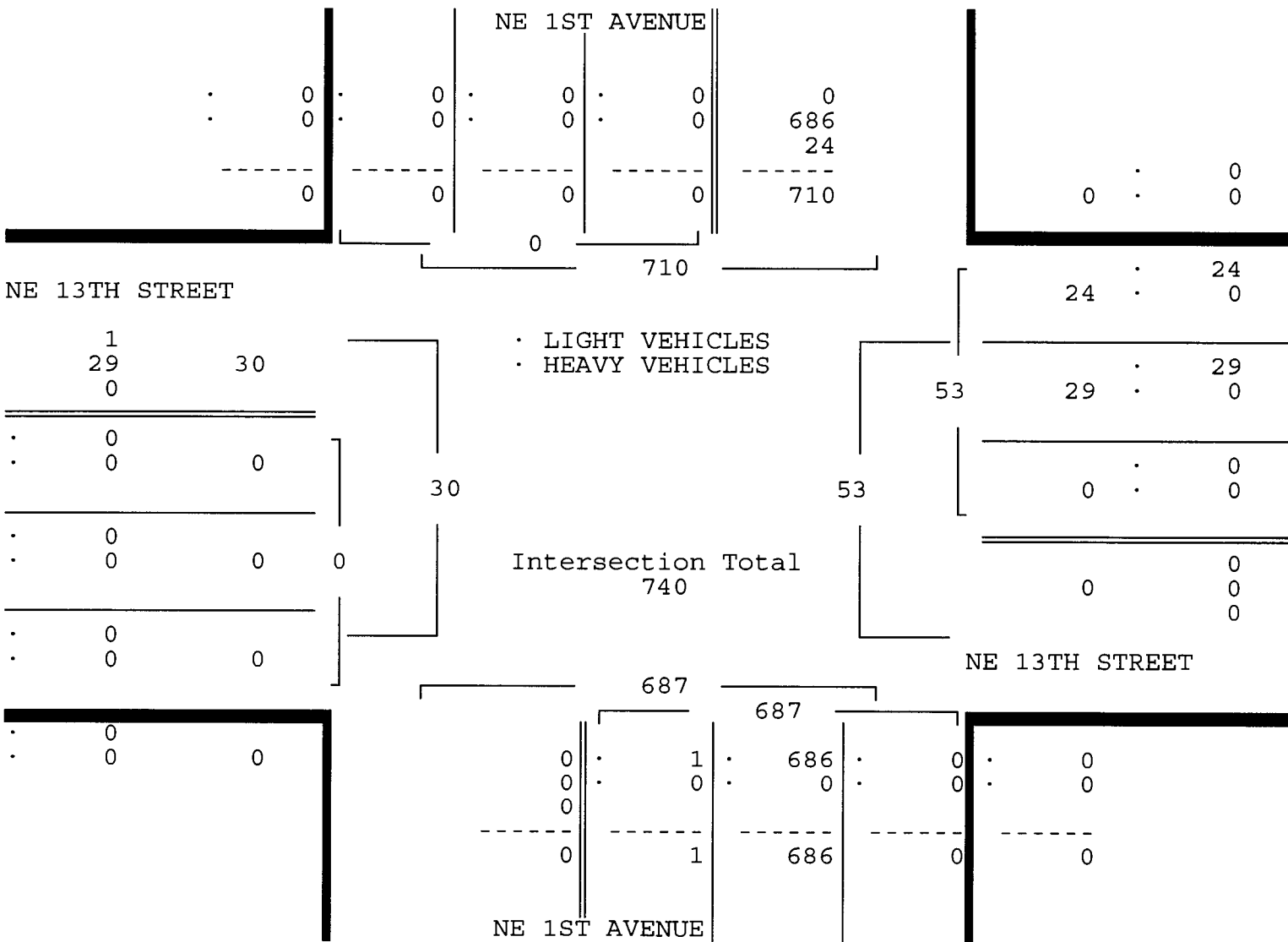
NE 13TH STREET & NE 1ST AVENUE
 MIAMI, FLORIDA
 COUNTED BY: JOHNNY MOLESTINA
 SIGNALIZED

TRAFFIC SURVEY SPECIALISTS, INC.
 624 GARDENIA TERRACE
 DELRAY BEACH, FLORIDA 33444
 (561) 272-3255 FAX (561) 272-4381

Site Code : 00090010
 Start Date: 02/18/09
 File I.D. : 13ST_1AV
 Page : 3

LIGHT VEHICLES, HEAVY VEHICLES

NE 1ST AVENUE From North				NE 13TH STREET From East				NE 1ST AVENUE From South				NE 13TH STREET From West				Total
UTurn	Left	Thru	Right	UTurn	Left	Thru	Right	UTurn	Left	Thru	Right	UTurn	Left	Thru	Right	
Date 02/18/09																
Peak Hour Analysis By Entire Intersection for the Period: 16:00 to 18:00 on 02/18/09																
Peak start 17:00				17:00				17:00				17:00				
Volume	0	0	0	0	0	29	24	0	1	686	0	0	0	0	0	
Percent	0%	0%	0%	0%	0%	55%	45%	0%	0%	100%	0%	0%	0%	0%	0%	
Pk total	0				53				687				0			
Highest	07:00				17:00				17:15				07:00			
Volume	0	0	0	0	0	0	12	6	0	0	197	0	0	0	0	
Hi total	0				18				197				0			
PHF	.0				.74				.87				.0			



NE 13TH STREET & NE 1ST AVENUE
 MIAMI, FLORIDA
 COUNTED BY: JOHNNY MOLESTINA
 SIGNALIZED

TRAFFIC SURVEY SPECIALISTS, INC.
 624 GARDENIA TERRACE
 DELRAY BEACH, FLORIDA 33444
 (561) 272-3255 FAX (561) 272-4381

Site Code : 00090010
 Start Date: 02/18/09
 File I.D. : 13ST_1AV
 Page : 1

HEAVY VEHICLES

Date	NE 1ST AVENUE From North				NE 13TH STREET From East				NE 1ST AVENUE From South				NE 13TH STREET From West				Total
	UTurn	Left	Thru	Right	UTurn	Left	Thru	Right	UTurn	Left	Thru	Right	UTurn	Left	Thru	Right	
02/18/09	-----																
07:00	0	0	0	0	0	0	0	0	0	0	0	0	0	0	0	0	0
07:15	0	0	0	0	0	0	0	0	0	0	0	0	0	0	0	0	0
07:30	0	0	0	0	0	0	0	0	0	0	1	0	0	0	0	0	1
07:45	0	0	0	0	0	0	0	0	0	0	0	0	0	0	0	0	0
Hr Total	0	0	0	0	0	0	0	0	0	0	1	0	0	0	0	0	1
----- * BREAK * -----																	
16:00	0	0	0	0	0	0	0	0	0	0	0	0	0	0	0	0	0
16:15	0	0	0	0	0	0	0	0	0	0	0	0	0	0	0	0	0
16:30	0	0	0	0	0	0	0	0	0	0	1	0	0	0	0	0	1
16:45	0	0	0	0	0	0	0	0	0	0	0	0	0	0	0	0	0
Hr Total	0	0	0	0	0	0	0	0	0	0	1	0	0	0	0	0	1
----- * BREAK * -----																	
TOTAL	0	0	0	0	0	0	0	0	0	0	2	0	0	0	0	0	2

NE 13TH STREET & NE 1ST AVENUE
 MIAMI, FLORIDA
 COUNTED BY: JOHNNY MOLESTINA
 SIGNALIZED

TRAFFIC SURVEY SPECIALISTS, INC.
 624 GARDENIA TERRACE
 DELRAY BEACH, FLORIDA 33444
 (561) 272-3255 FAX (561) 272-4381

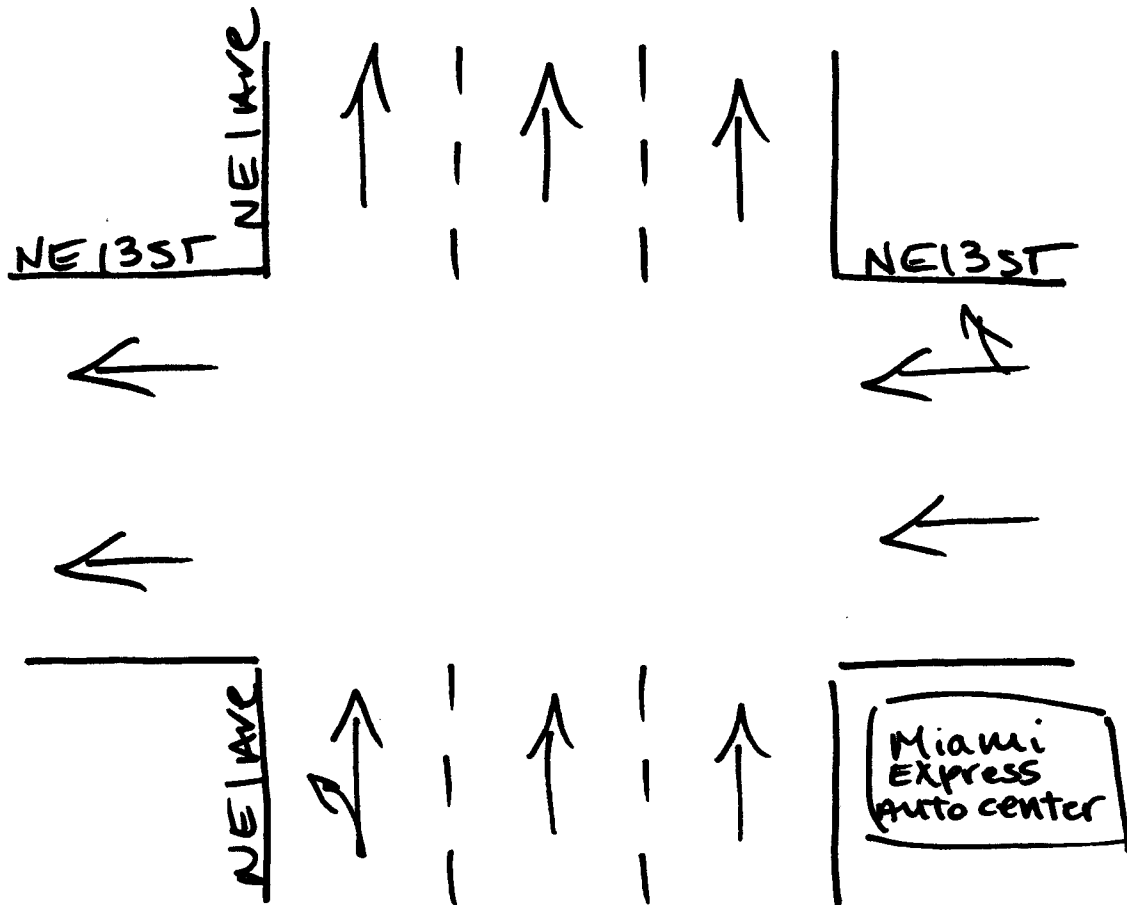
Site Code : 00090010
 Start Date: 02/18/09
 File I.D. : 13ST_1AV
 Page : 1

PEDESTRIANS

Date	NE 1ST AVENUE From North				NE 13TH STREET From East				NE 1ST AVENUE From South				NE 13TH STREET From West				Total
	Left	Thru	RIGHT	PEDS	Left	Thru	RIGHT	PEDS	Left	Thru	RIGHT	PEDS	Left	Thru	RIGHT	PEDS	
02/18/09	-----																
07:00	0	0	0	0	0	0	0	1	0	0	0	0	0	0	0	0	1
07:15	0	0	0	1	0	0	0	0	0	0	0	0	0	0	0	1	2
07:30	0	0	0	0	0	0	0	2	0	0	0	0	0	0	0	1	3
07:45	0	0	0	0	0	0	0	3	0	0	0	0	0	0	0	1	4
Hr Total	0	0	0	1	0	0	0	6	0	0	0	0	0	0	0	3	10
08:00	0	0	0	0	0	0	0	1	0	0	0	0	0	0	0	2	3
08:15	0	0	0	0	0	0	0	1	0	0	0	0	0	0	0	0	1
08:30	0	0	0	0	0	0	0	4	0	0	0	0	0	0	0	1	5
08:45	0	0	0	0	0	0	0	0	0	0	0	0	0	0	0	0	0
Hr Total	0	0	0	0	0	0	0	6	0	0	0	0	0	0	0	3	9
----- * BREAK * -----																	
16:00	0	0	0	0	0	0	0	0	0	0	0	0	0	0	0	1	1
16:15	0	0	0	0	0	0	0	1	0	0	0	0	0	0	0	0	1
16:30	0	0	0	0	0	0	0	1	0	0	0	0	0	0	0	2	3
16:45	0	0	0	0	0	0	0	0	0	0	0	0	0	0	0	0	0
Hr Total	0	0	0	0	0	0	0	2	0	0	0	0	0	0	0	3	5
17:00	0	0	0	0	0	0	0	3	0	0	0	0	0	0	0	1	4
17:15	0	0	0	0	0	0	0	1	0	0	0	0	0	0	0	2	3
17:30	0	0	0	1	0	0	0	1	0	0	0	0	0	0	0	1	3
17:45	0	0	0	0	0	0	0	0	0	0	0	0	0	0	0	0	0
Hr Total	0	0	0	1	0	0	0	5	0	0	0	0	0	0	0	4	10

TOTAL	0	0	0	2	0	0	0	19	0	0	0	0	0	0	0	13	34

↑
North



Miami, Florida
February 18, 2009
drawn by: Luis Palomino
signalized

NE 12TH STREET & NE 1ST AVENUE
 MIAMI, FLORIDA
 COUNTED BY: JOHNNY MOLESTINA
 SIGNALIZED

TRAFFIC SURVEY SPECIALISTS, INC.
 624 GARDENIA TERRACE
 DELRAY BEACH, FLORIDA 33444
 (561) 272-3255 FAX (561) 272-4381

Site Code : 00090010
 Start Date: 02/17/09
 File I.D. : 12STR_1V
 Page : 1

LIGHT VEHICLES, HEAVY VEHICLES

Date	NE 1ST AVENUE From North				NE 12TH STREET From East				NE 1ST AVENUE From South				I 395 WB ON RAMP From West				Total
	UTurn	Left	Thru	Right	UTurn	Left	Thru	Right	UTurn	Left	Thru	Right	UTurn	Left	Thru	Right	
02/17/09	-----																
07:00	0	0	0	0	0	0	45	2	0	27	48	0	0	0	0	0	122
07:15	0	0	0	0	0	0	65	1	0	38	69	0	0	0	0	0	173
07:30	0	0	0	0	0	0	56	1	0	29	85	0	0	0	0	0	171
07:45	0	0	0	0	0	0	67	3	0	37	118	0	0	0	0	0	225
Hr Total	0	0	0	0	0	0	233	7	0	131	320	0	0	0	0	0	691
08:00	0	0	0	0	0	0	111	0	0	36	92	0	0	0	0	0	239
08:15	0	0	0	0	0	0	121	0	0	47	79	0	0	0	0	0	247
08:30	0	0	0	0	0	0	86	2	0	51	68	0	0	0	0	0	207
08:45	0	0	0	0	0	0	106	1	0	41	66	0	0	0	0	0	214
Hr Total	0	0	0	0	0	0	424	3	0	175	305	0	0	0	0	0	907
----- * BREAK * -----																	
16:00	0	0	0	0	0	0	104	0	0	110	109	0	0	0	0	0	323
16:15	0	0	0	0	0	0	94	4	0	93	115	0	0	0	0	0	306
16:30	0	0	0	0	0	0	131	1	0	118	124	0	0	0	0	0	374
16:45	0	0	0	0	0	0	106	3	0	111	154	0	0	0	0	0	374
Hr Total	0	0	0	0	0	0	435	8	0	432	502	0	0	0	0	0	1377
17:00	0	0	0	0	0	0	130	2	0	148	141	0	0	0	0	0	421
17:15	0	0	0	0	0	0	115	1	0	125	159	0	0	0	0	0	400
17:30	0	0	0	0	0	0	86	0	0	105	188	0	0	0	0	0	379
17:45	0	0	0	0	0	0	69	1	0	91	213	0	0	0	0	0	374
Hr Total	0	0	0	0	0	0	400	4	0	469	701	0	0	0	0	0	1574

TOTAL	0	0	0	0	0	0	1492	22	0	1207	1828	0	0	0	0	0	4549

NE 12TH STREET & NE 1ST AVENUE
 MIAMI, FLORIDA
 COUNTED BY: JOHNNY MOLESTINA
 SIGNALIZED

TRAFFIC SURVEY SPECIALISTS, INC.
 624 GARDENIA TERRACE
 DELRAY BEACH, FLORIDA 33444
 (561) 272-3255 FAX (561) 272-4381

Site Code : 00090010
 Start Date: 02/17/09
 File I.D. : 12STR_IV
 Page : 2

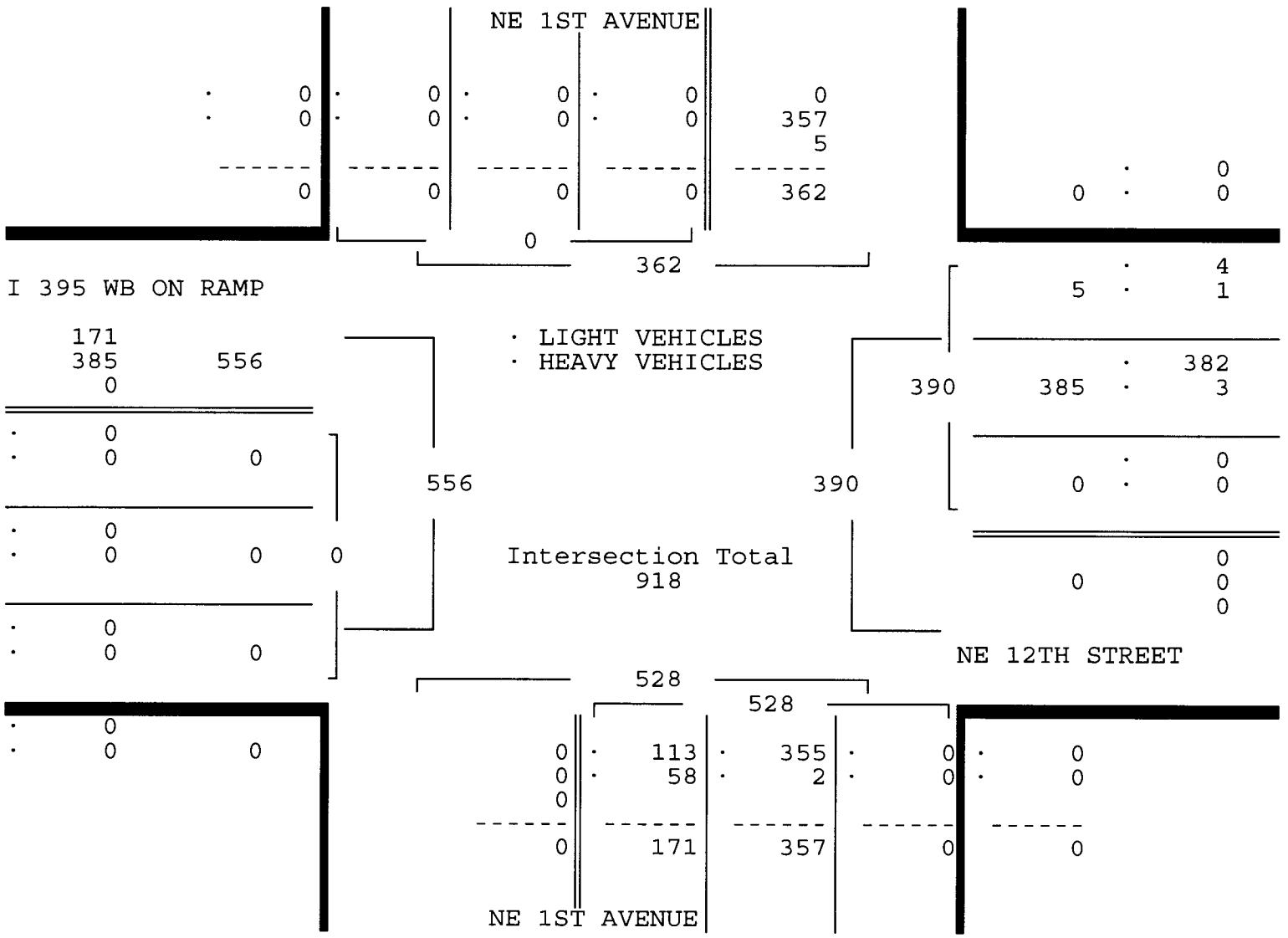
LIGHT VEHICLES, HEAVY VEHICLES

NE 1ST AVENUE From North				NE 12TH STREET From East				NE 1ST AVENUE From South				I 395 WB ON RAMP From West				Total
UTurn	Left	Thru	Right	UTurn	Left	Thru	Right	UTurn	Left	Thru	Right	UTurn	Left	Thru	Right	

Date 02/17/09

Peak Hour Analysis By Entire Intersection for the Period: 07:00 to 09:00 on 02/17/09

Peak start	07:45				07:45				07:45				07:45			
Volume	0	0	0	0	0	0	385	5	0	171	357	0	0	0	0	0
Percent	0%	0%	0%	0%	0%	0%	99%	1%	0%	32%	68%	0%	0%	0%	0%	0%
Pk total	0				390				528				0			
Highest	07:00				08:15				07:45				07:00			
Volume	0	0	0	0	0	0	121	0	0	37	118	0	0	0	0	0
Hi total	0				121				155				0			
PHF	.0				.81				.85				.0			



NE 12TH STREET & NE 1ST AVENUE
 MIAMI, FLORIDA
 COUNTED BY: JOHNNY MOLESTINA
 SIGNALIZED

TRAFFIC SURVEY SPECIALISTS, INC.
 624 GARDENIA TERRACE
 DELRAY BEACH, FLORIDA 33444
 (561) 272-3255 FAX (561) 272-4381

Site Code : 00090010
 Start Date: 02/17/09
 File I.D. : 12STR_1V
 Page : 3

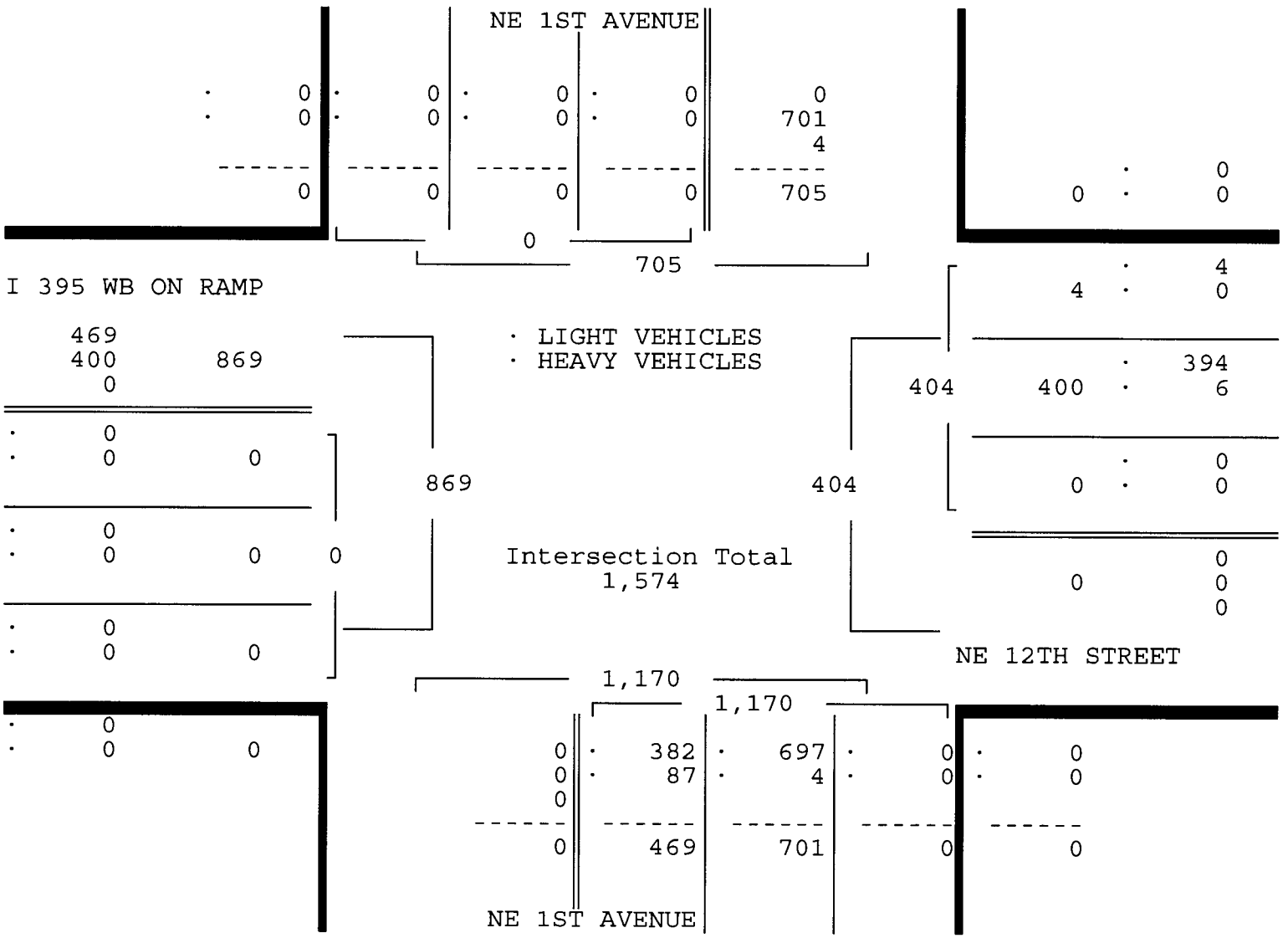
LIGHT VEHICLES, HEAVY VEHICLES

NE 1ST AVENUE From North				NE 12TH STREET From East				NE 1ST AVENUE From South				I 395 WB ON RAMP From West				Total
UTurn	Left	Thru	Right	UTurn	Left	Thru	Right	UTurn	Left	Thru	Right	UTurn	Left	Thru	Right	

Date 02/17/09

Peak Hour Analysis By Entire Intersection for the Period: 16:00 to 18:00 on 02/17/09

Peak start	17:00				17:00				17:00				17:00			
Volume	0	0	0	0	0	0	400	4	0	469	701	0	0	0	0	0
Percent	0%	0%	0%	0%	0%	0%	99%	1%	0%	40%	60%	0%	0%	0%	0%	0%
Pk total	0				404				1170				0			
Highest	07:00				17:00				17:45				07:00			
Volume	0	0	0	0	0	0	130	2	0	91	213	0	0	0	0	0
Hi total	0				132				304				0			
PHF	.0				.77				.96				.0			



NE 12TH STREET & NE 1ST AVENUE
 MIAMI, FLORIDA
 COUNTED BY: JOHNNY MOLESTINA
 SIGNALIZED

TRAFFIC SURVEY SPECIALISTS, INC.
 624 GARDENIA TERRACE
 DELRAY BEACH, FLORIDA 33444
 (561) 272-3255 FAX (561) 272-4381

Site Code : 00090010
 Start Date: 02/17/09
 File I.D. : 12STR_1V
 Page : 1

HEAVY VEHICLES

Date	NE 1ST AVENUE From North				NE 12TH STREET From East				NE 1ST AVENUE From South				I 395 WB ON RAMP From West				Total
	UTurn	Left	Thru	Right	UTurn	Left	Thru	Right	UTurn	Left	Thru	Right	UTurn	Left	Thru	Right	
02/17/09																	
07:00	0	0	0	0	0	0	0	0	0	0	0	0	0	0	0	0	0
07:15	0	0	0	0	0	0	5	0	0	8	0	0	0	0	0	0	13
07:30	0	0	0	0	0	0	1	0	0	5	0	0	0	0	0	0	6
07:45	0	0	0	0	0	0	1	1	0	11	0	0	0	0	0	0	13
Hr Total	0	0	0	0	0	0	7	1	0	24	0	0	0	0	0	0	32
08:00	0	0	0	0	0	0	1	0	0	12	1	0	0	0	0	0	14
08:15	0	0	0	0	0	0	1	0	0	16	0	0	0	0	0	0	17
08:30	0	0	0	0	0	0	0	0	0	19	1	0	0	0	0	0	20
08:45	0	0	0	0	0	0	1	0	0	11	0	0	0	0	0	0	12
Hr Total	0	0	0	0	0	0	3	0	0	58	2	0	0	0	0	0	63
* BREAK *																	
16:00	0	0	0	0	0	0	6	0	0	30	0	0	0	0	0	0	36
16:15	0	0	0	0	0	0	1	0	0	23	1	0	0	0	0	0	25
16:30	0	0	0	0	0	0	3	0	0	32	0	0	0	0	0	0	35
16:45	0	0	0	0	0	0	0	0	0	23	0	0	0	0	0	0	23
Hr Total	0	0	0	0	0	0	10	0	0	108	1	0	0	0	0	0	119
17:00	0	0	0	0	0	0	2	0	0	31	0	0	0	0	0	0	33
17:15	0	0	0	0	0	0	1	0	0	31	1	0	0	0	0	0	33
17:30	0	0	0	0	0	0	2	0	0	23	3	0	0	0	0	0	28
17:45	0	0	0	0	0	0	1	0	0	2	0	0	0	0	0	0	3
Hr Total	0	0	0	0	0	0	6	0	0	87	4	0	0	0	0	0	97
TOTAL	0	0	0	0	0	0	26	1	0	277	7	0	0	0	0	0	311

NE 12TH STREET & NE 1ST AVENUE
 MIAMI, FLORIDA
 COUNTED BY: JOHNNY MOLESTINA
 SIGNALIZED

TRAFFIC SURVEY SPECIALISTS, INC.
 624 GARDENIA TERRACE
 DELRAY BEACH, FLORIDA 33444
 (561) 272-3255 FAX (561) 272-4381

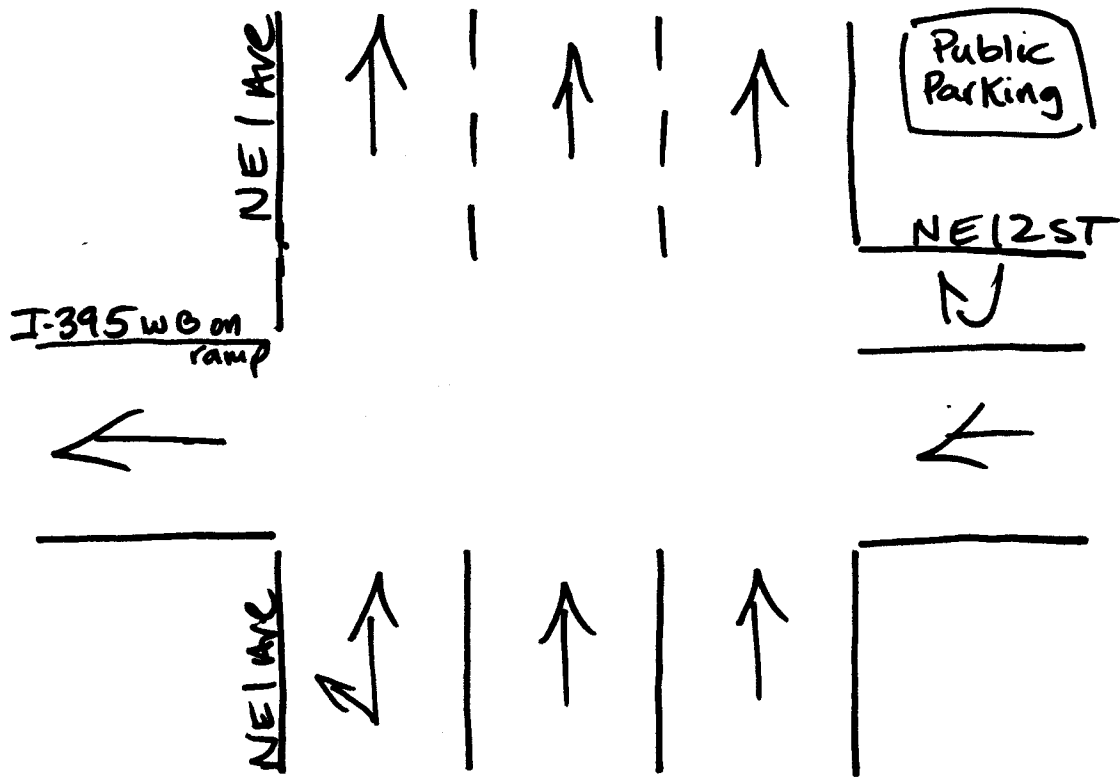
Site Code : 00090010
 Start Date: 02/17/09
 File I.D. : 12STR_1V
 Page : 1

PEDESTRIANS

Date	NE 1ST AVENUE From North				NE 12TH STREET From East				NE 1ST AVENUE From South				I 395 WB ON RAMP From West				Total
	Left	Thru	RIGHT	PEDS	Left	Thru	RIGHT	PEDS	Left	Thru	RIGHT	PEDS	Left	Thru	RIGHT	PEDS	
02/17/09	-----																
07:00	0	0	0	0	0	0	0	1	0	0	0	0	0	0	0	0	1
07:15	0	0	0	0	0	0	0	2	0	0	0	0	0	0	0	1	3
07:30	0	0	0	0	0	0	0	0	0	0	0	0	0	0	0	3	3
07:45	0	0	0	0	0	0	0	4	0	0	0	0	0	0	0	2	6
Hr Total	0	0	0	0	0	0	0	7	0	0	0	0	0	0	0	6	13
08:00	0	0	0	0	0	0	0	1	0	0	0	0	0	0	0	1	2
08:15	0	0	0	0	0	0	0	0	0	0	0	0	0	0	0	0	0
08:30	0	0	0	0	0	0	0	1	0	0	0	0	0	0	0	0	1
08:45	0	0	0	0	0	0	0	2	0	0	0	0	0	0	0	0	2
Hr Total	0	0	0	0	0	0	0	4	0	0	0	0	0	0	0	1	5
----- * BREAK * -----																	
16:00	0	0	0	0	0	0	0	0	0	0	0	0	0	0	0	0	0
16:15	0	0	0	0	0	0	0	0	0	0	0	0	0	0	0	2	2
16:30	0	0	0	0	0	0	0	0	0	0	0	0	0	0	0	1	1
16:45	0	0	0	1	0	0	0	1	0	0	0	0	0	0	0	0	2
Hr Total	0	0	0	1	0	0	0	1	0	0	0	0	0	0	0	3	5
17:00	0	0	0	0	0	0	0	0	0	0	0	0	0	0	0	0	0
17:15	0	0	0	1	0	0	0	0	0	0	0	0	0	0	0	0	1
17:30	0	0	0	0	0	0	0	0	0	0	0	0	0	0	0	1	1
17:45	0	0	0	2	0	0	0	1	0	0	0	0	0	0	0	0	3
Hr Total	0	0	0	3	0	0	0	1	0	0	0	0	0	0	0	1	5

TOTAL	0	0	0	4	0	0	0	13	0	0	0	0	0	0	0	11	28

↑
North



Miami, Florida
February 17, 2009
drawn by: Luis Palomino
Signalized

I 395 WB ON RAMP & NE 1ST AVENUE
 MIAMI, FLORIDA
 COUNTED BY: LEONA PASS
 SIGNALIZED

TRAFFIC SURVEY SPECIALISTS, INC.
 624 GARDENIA TERRACE
 DELRAY BEACH, FLORIDA 33444
 (561) 272-3255 FAX (561) 272-4381

Site Code : 00090010
 Start Date: 02/17/09
 File I.D. : 395_1AVE
 Page : 1

LIGHT VEHICLES, HEAVY VEHICLES

Date	NE 1ST AVENUE From North				SR 395 W From East				NE 1ST AVENUE From South				WB I 395 ON RAMP From West				Total
	UTurn	Left	Thru	Right	UTurn	Left	Thru	Right	UTurn	Left	Thru	Right	UTurn	Left	Thru	Right	
02/17/09	-----																
07:00	0	0	0	0	0	0	80	0	0	60	78	0	0	0	0	0	218
07:15	0	0	0	0	0	0	109	0	0	63	109	0	0	0	0	0	281
07:30	0	0	0	0	0	0	134	0	0	69	119	0	0	0	0	0	322
07:45	0	0	0	0	0	0	154	0	0	76	154	0	0	0	0	0	384
Hr Total	0	0	0	0	0	0	477	0	0	268	460	0	0	0	0	0	1205
08:00	0	0	0	0	0	0	182	0	0	101	126	0	0	0	0	0	409
08:15	0	0	0	0	0	0	203	0	0	114	129	0	0	0	0	0	446
08:30	0	0	0	0	0	0	197	0	0	108	128	0	0	0	0	0	433
08:45	0	0	0	0	0	0	187	0	0	104	102	0	0	0	0	0	393
Hr Total	0	0	0	0	0	0	769	0	0	427	485	0	0	0	0	0	1681
----- * BREAK * -----																	
16:00	0	0	0	0	0	0	163	0	0	217	222	0	0	0	0	0	602
16:15	0	0	0	0	0	0	145	1	0	167	205	0	0	0	0	0	518
16:30	0	0	0	0	0	0	193	0	0	185	232	0	0	0	0	0	610
16:45	0	0	0	0	0	0	183	0	0	169	253	0	0	0	0	0	605
Hr Total	0	0	0	0	0	0	684	1	0	738	912	0	0	0	0	0	2335
17:00	0	0	0	0	0	0	221	0	0	207	278	0	0	0	0	0	706
17:15	0	0	0	0	0	0	173	0	0	225	284	0	0	0	0	0	682
17:30	0	0	0	0	0	0	129	0	0	173	295	0	0	0	0	0	597
17:45	0	0	0	0	0	0	124	0	0	131	304	0	0	0	0	0	559
Hr Total	0	0	0	0	0	0	647	0	0	736	1161	0	0	0	0	0	2544

TOTAL	0	0	0	0	0	0	2577	1	0	2169	3018	0	0	0	0	0	7765

I 395 WB ON RAMP & NE 1ST AVENUE
 MIAMI, FLORIDA
 COUNTED BY: LEONA PASS
 SIGNALIZED

TRAFFIC SURVEY SPECIALISTS, INC.
 624 GARDENIA TERRACE
 DELRAY BEACH, FLORIDA 33444
 (561) 272-3255 FAX (561) 272-4381

Site Code : 00090010
 Start Date: 02/17/09
 File I.D. : 395_1AVE
 Page : 2

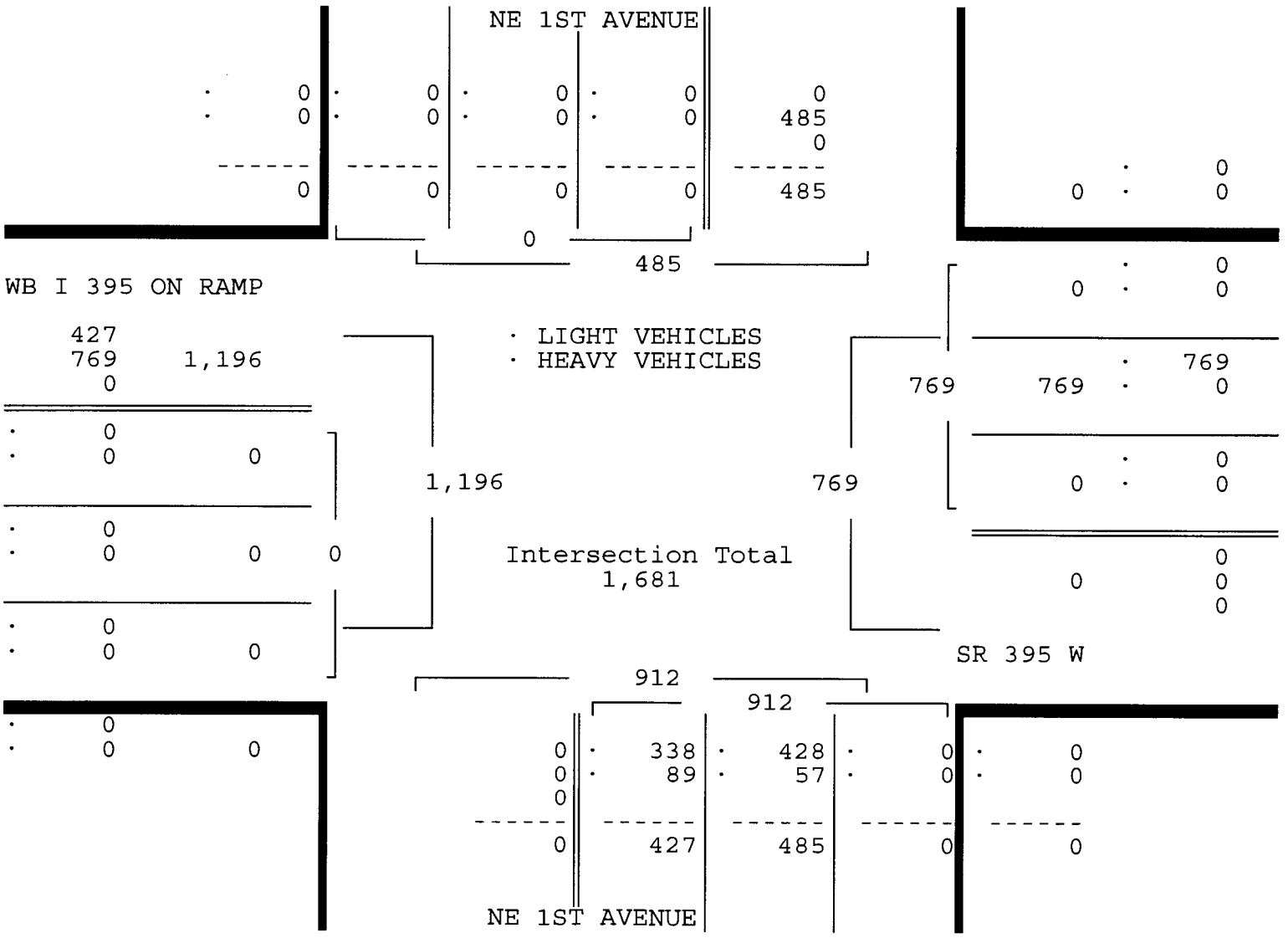
LIGHT VEHICLES, HEAVY VEHICLES

NE 1ST AVENUE From North				SR 395 W From East				NE 1ST AVENUE From South				WB I 395 ON RAMP From West				Total
UTurn	Left	Thru	Right	UTurn	Left	Thru	Right	UTurn	Left	Thru	Right	UTurn	Left	Thru	Right	

Date 02/17/09

Peak Hour Analysis By Entire Intersection for the Period: 07:00 to 09:00 on 02/17/09

Peak start	08:00				08:00				08:00							
Volume	0	0	0	0	0	0	769	0	0	427	485	0	0	0	0	0
Percent	0%	0%	0%	0%	0%	0%	100%	0%	0%	47%	53%	0%	0%	0%	0%	0%
Pk total	0				769				912							
Highest	07:00				08:15				08:15							
Volume	0	0	0	0	0	0	203	0	0	114	129	0	0	0	0	0
Hi total	0				203				243							
PHF	.0				.95				.94							



I 395 WB ON RAMP & NE 1ST AVENUE
 MIAMI, FLORIDA
 COUNTED BY: LEONA PASS
 SIGNALIZED

TRAFFIC SURVEY SPECIALISTS, INC.
 624 GARDENIA TERRACE
 DELRAY BEACH, FLORIDA 33444
 (561) 272-3255 FAX (561) 272-4381

Site Code : 00090010
 Start Date: 02/17/09
 File I.D. : 395_1AVE
 Page : 3

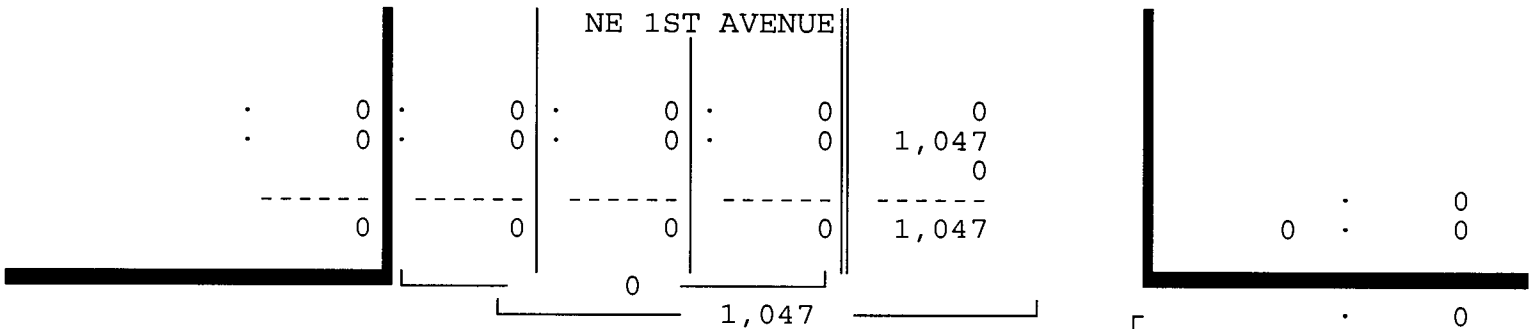
LIGHT VEHICLES, HEAVY VEHICLES

NE 1ST AVENUE From North				SR 395 W From East				NE 1ST AVENUE From South				WB I 395 ON RAMP From West				Total
UTurn	Left	Thru	Right	UTurn	Left	Thru	Right	UTurn	Left	Thru	Right	UTurn	Left	Thru	Right	

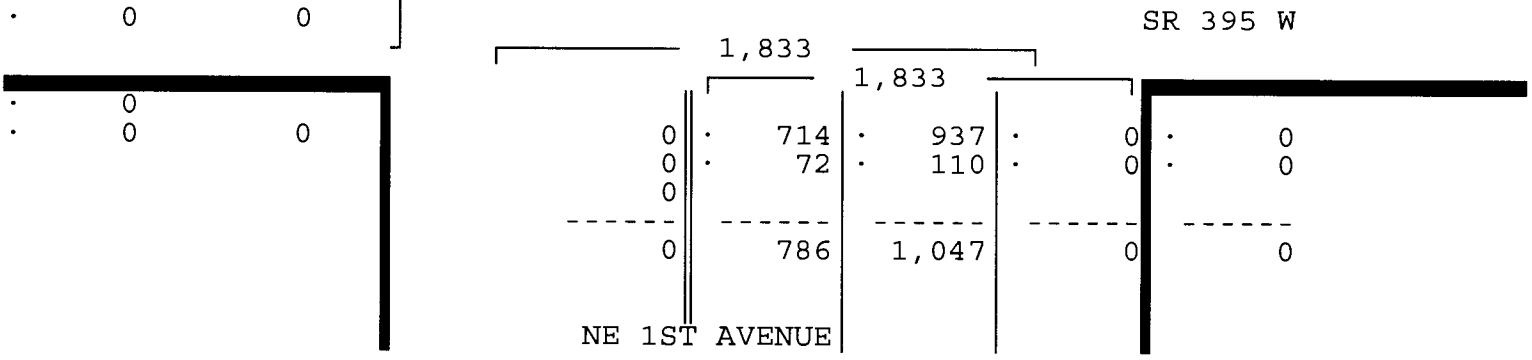
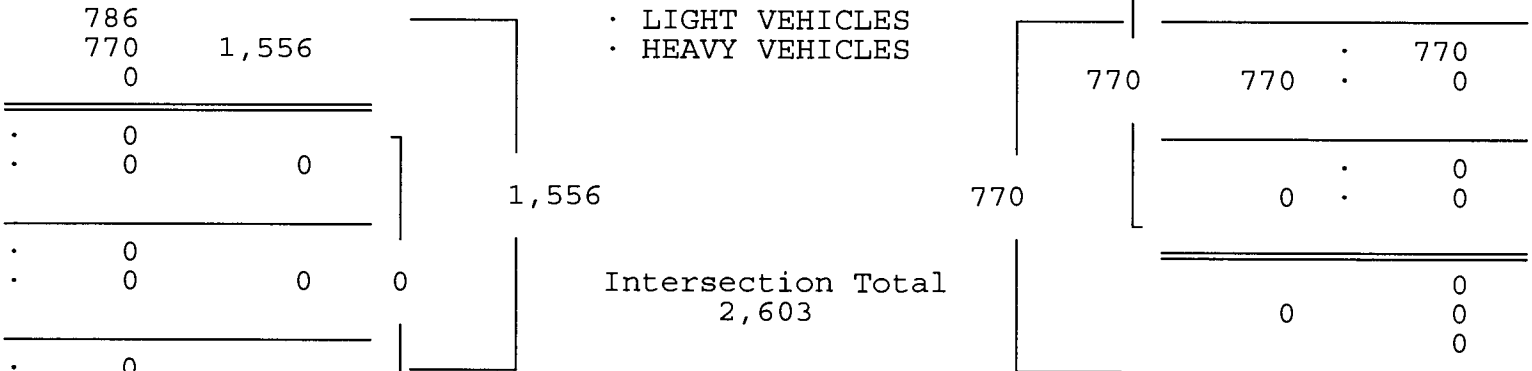
Date 02/17/09

Peak Hour Analysis By Entire Intersection for the Period: 16:00 to 18:00 on 02/17/09

Peak start 16:30				16:30				16:30				16:30			
Volume	0	0	0	0	0	770	0	0	786	1047	0	0	0	0	0
Percent	0%	0%	0%	0%	0%	100%	0%	0%	43%	57%	0%	0%	0%	0%	0%
Pk total	0			770			1833			0			0		
Highest	07:00			17:00			17:15			07:00					
Volume	0	0	0	0	0	221	0	0	225	284	0	0	0	0	0
Hi total	0			221			509			0			0		
PHF	.0			.87			.90			.0			.0		



WB I 395 ON RAMP



I 395 WB ON RAMP & NE 1ST AVENUE
 MIAMI, FLORIDA
 COUNTED BY: LEONA PASS
 SIGNALIZED

TRAFFIC SURVEY SPECIALISTS, INC.
 624 GARDENIA TERRACE
 DELRAY BEACH, FLORIDA 33444
 (561) 272-3255 FAX (561) 272-4381

Site Code : 00090010
 Start Date: 02/17/09
 File I.D. : 395_1AVE
 Page : 1

HEAVY VEHICLES

Date	NE 1ST AVENUE From North				SR 395 W From East				NE 1ST AVENUE From South				WB I 395 ON RAMP From West				Total
	UTurn	Left	Thru	Right	UTurn	Left	Thru	Right	UTurn	Left	Thru	Right	UTurn	Left	Thru	Right	
02/17/09	-----																
07:00	0	0	0	0	0	0	0	0	0	3	0	0	0	0	0	0	3
07:15	0	0	0	0	0	0	0	0	0	8	8	0	0	0	0	0	16
07:30	0	0	0	0	0	0	0	0	0	12	6	0	0	0	0	0	18
07:45	0	0	0	0	0	0	0	0	0	16	12	0	0	0	0	0	28
Hr Total	0	0	0	0	0	0	0	0	0	39	26	0	0	0	0	0	65
08:00	0	0	0	0	0	0	0	0	0	23	13	0	0	0	0	0	36
08:15	0	0	0	0	0	0	0	0	0	21	13	0	0	0	0	0	34
08:30	0	0	0	0	0	0	0	0	0	24	20	0	0	0	0	0	44
08:45	0	0	0	0	0	0	0	0	0	21	11	0	0	0	0	0	32
Hr Total	0	0	0	0	0	0	0	0	0	89	57	0	0	0	0	0	146
----- * BREAK * -----																	
16:00	0	0	0	0	0	0	0	0	0	18	29	0	0	0	0	0	47
16:15	0	0	0	0	0	0	1	1	0	19	24	0	0	0	0	0	45
16:30	0	0	0	0	0	0	0	0	0	16	25	0	0	0	0	0	41
16:45	0	0	0	0	0	0	0	0	0	16	24	0	0	0	0	0	40
Hr Total	0	0	0	0	0	0	1	1	0	69	102	0	0	0	0	0	173
17:00	0	0	0	0	0	0	0	0	0	18	28	0	0	0	0	0	46
17:15	0	0	0	0	0	0	0	0	0	22	33	0	0	0	0	0	55
17:30	0	0	0	0	0	0	0	0	0	7	24	0	0	0	0	0	31
17:45	0	0	0	0	0	0	1	0	0	2	2	0	0	0	0	0	5
Hr Total	0	0	0	0	0	0	1	0	0	49	87	0	0	0	0	0	137

TOTAL	0	0	0	0	0	0	2	1	0	246	272	0	0	0	0	0	521

I 395 WB ON RAMP & NE 1ST AVENUE
 MIAMI, FLORIDA
 COUNTED BY: LEONA PASS
 SIGNALIZED

TRAFFIC SURVEY SPECIALISTS, INC.
 624 GARDENIA TERRACE
 DELRAY BEACH, FLORIDA 33444
 (561) 272-3255 FAX (561) 272-4381

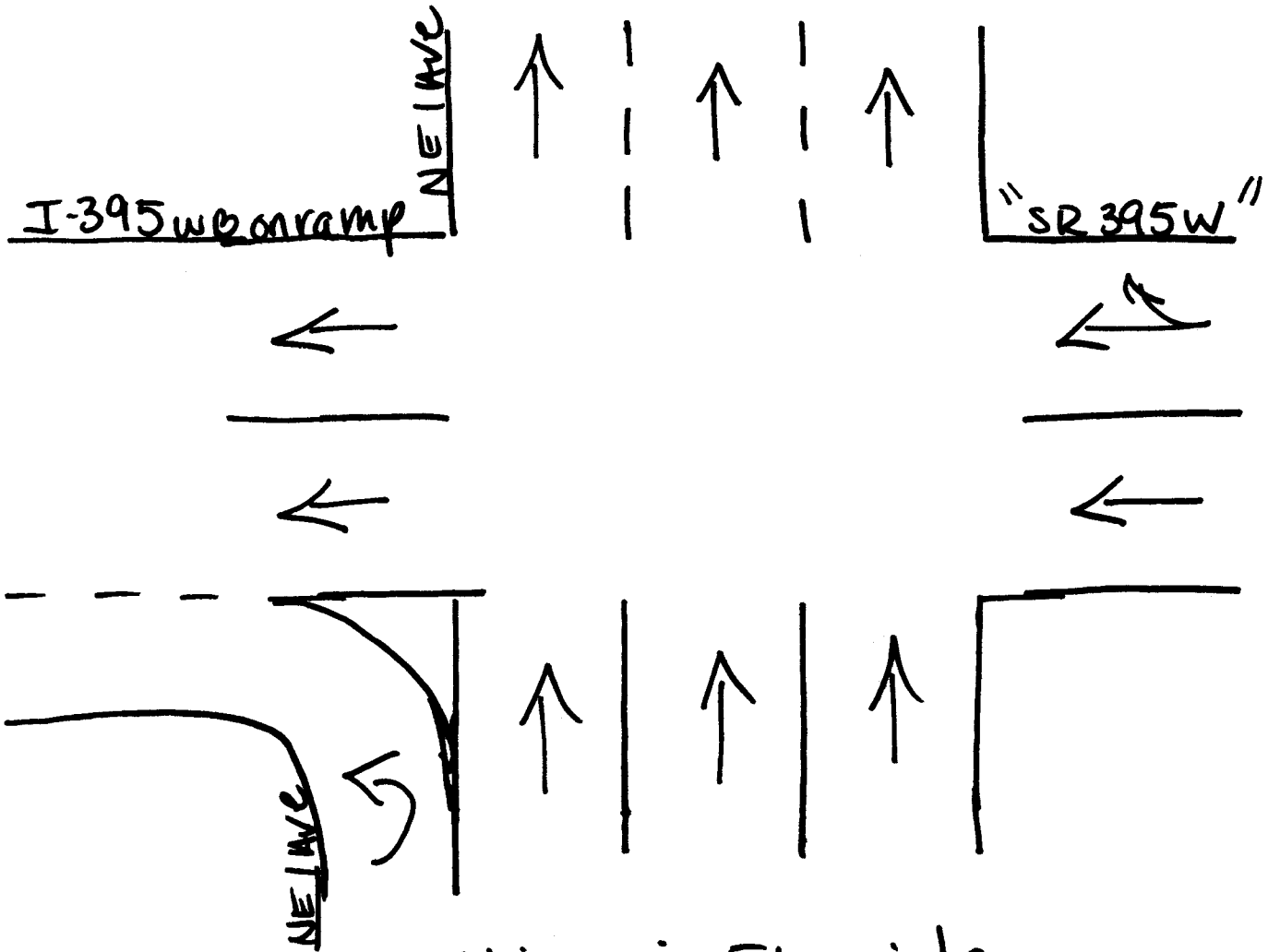
Site Code : 00090010
 Start Date: 02/17/09
 File I.D. : 395_1AVE
 Page : 1

PEDESTRIANS

Date	NE 1ST AVENUE From North				SR 395 W From East				NE 1ST AVENUE From South				WB I 395 ON RAMP From West				Total
	Left	Thru	RIGHT	PEDS	Left	Thru	RIGHT	PEDS	Left	Thru	RIGHT	PEDS	Left	Thru	RIGHT	PEDS	
02/17/09	-----																
07:00	0	0	0	0	0	0	0	1	0	0	0	0	0	0	0	0	1
07:15	0	0	0	0	0	0	0	2	0	0	0	0	0	0	0	1	3
07:30	0	0	0	0	0	0	0	0	0	0	0	0	0	0	0	3	3
07:45	0	0	0	0	0	0	0	4	0	0	0	0	0	0	0	2	6
Hr Total	0	0	0	0	0	0	0	7	0	0	0	0	0	0	0	6	13
08:00	0	0	0	1	0	0	0	2	0	0	0	0	0	0	0	1	4
08:15	0	0	0	0	0	0	0	0	0	0	0	0	0	0	0	0	0
08:30	0	0	0	0	0	0	0	1	0	0	0	0	0	0	0	0	1
08:45	0	0	0	0	0	0	0	2	0	0	0	0	0	0	0	0	2
Hr Total	0	0	0	1	0	0	0	5	0	0	0	0	0	0	0	1	7
----- * BREAK * -----																	
16:00	0	0	0	0	0	0	0	1	0	0	0	0	0	0	0	0	1
16:15	0	0	0	0	0	0	0	0	0	0	0	0	0	0	0	3	3
16:30	0	0	0	0	0	0	0	0	0	0	0	0	0	0	0	1	1
16:45	0	0	0	0	0	0	0	1	0	0	0	0	0	0	0	0	1
Hr Total	0	0	0	0	0	0	0	2	0	0	0	0	0	0	0	4	6
17:00	0	0	0	0	0	0	0	0	0	0	0	0	0	0	0	0	0
17:15	0	0	0	0	0	0	0	0	0	0	0	0	0	0	0	0	0
17:30	0	0	0	0	0	0	0	0	0	0	0	0	0	0	0	1	1
17:45	0	0	0	0	0	0	0	1	0	0	0	0	0	0	0	1	2
Hr Total	0	0	0	0	0	0	0	1	0	0	0	0	0	0	0	2	3

TOTAL	0	0	0	1	0	0	0	15	0	0	0	0	0	0	0	13	29

↑
North



Miami, Florida
February 17, 2009
drawn by: Luis Palomino
signalized

NE 11TH STREET & NE 1ST AVENUE
 MIAMI, FLORIDA
 COUNTED BY: MICHAEL MALONE
 SIGNALIZED

TRAFFIC SURVEY SPECIALISTS, INC.
 624 GARDENIA TERRACE
 DELRAY BEACH, FLORIDA 33444
 (561) 272-3255 FAX (561) 272-4381

Site Code : 00090010
 Start Date: 02/17/09
 File I.D. : 11STR_1A
 Page : 1

LIGHT VEHICLES, HEAVY VEHICLES

Date	NE 1ST AVENUE From North				NE 11TH STREET From East				NE 1ST AVENUE From South				NE 11TH STREET From West				Total
	UTurn	Left	Thru	Right	UTurn	Left	Thru	Right	UTurn	Left	Thru	Right	UTurn	Left	Thru	Right	
02/17/09	-----																
07:00	0	0	0	0	0	0	13	28	0	1	104	0	0	0	0	0	146
07:15	0	0	0	0	0	0	8	36	0	3	134	0	0	0	0	0	181
07:30	0	0	0	0	0	0	3	53	0	1	138	0	0	0	0	0	195
07:45	0	0	0	0	0	0	4	56	0	6	157	0	0	0	0	0	223
Hr Total	0	0	0	0	0	0	28	173	0	11	533	0	0	0	0	0	745
08:00	0	0	0	0	0	0	8	47	0	2	164	0	0	0	0	0	221
08:15	0	0	0	0	0	0	6	38	0	2	187	0	0	0	0	0	233
08:30	0	0	0	0	0	0	11	28	0	4	198	0	0	0	0	0	241
08:45	0	0	0	0	0	0	5	26	0	5	177	0	0	0	0	0	213
Hr Total	0	0	0	0	0	0	30	139	0	13	726	0	0	0	0	0	908
----- * BREAK * -----																	
16:00	0	0	0	0	0	0	14	18	0	3	414	0	0	0	0	0	449
16:15	0	0	0	0	0	0	7	34	0	7	332	0	0	0	0	0	380
16:30	0	0	0	0	0	0	9	21	0	8	401	0	0	0	0	0	439
16:45	0	0	0	0	0	0	11	29	0	8	399	0	0	0	0	0	447
Hr Total	0	0	0	0	0	0	41	102	0	26	1546	0	0	0	0	0	1715
17:00	0	0	0	0	0	0	12	15	0	8	492	0	0	0	0	0	527
17:15	0	0	0	0	0	0	11	27	0	3	492	0	0	0	0	0	533
17:30	0	0	0	0	0	0	12	45	0	3	418	0	0	0	0	0	478
17:45	0	0	0	0	0	0	9	33	0	3	403	0	0	0	0	0	448
Hr Total	0	0	0	0	0	0	44	120	0	17	1805	0	0	0	0	0	1986

TOTAL	0	0	0	0	0	0	143	534	0	67	4610	0	0	0	0	0	5354

NE 11TH STREET & NE 1ST AVENUE
 MIAMI, FLORIDA
 COUNTED BY: MICHAEL MALONE
 SIGNALIZED

TRAFFIC SURVEY SPECIALISTS, INC.
 624 GARDENIA TERRACE
 DELRAY BEACH, FLORIDA 33444
 (561) 272-3255 FAX (561) 272-4381

Site Code : 00090010
 Start Date: 02/17/09
 File I.D. : 11STR_1A
 Page : 2

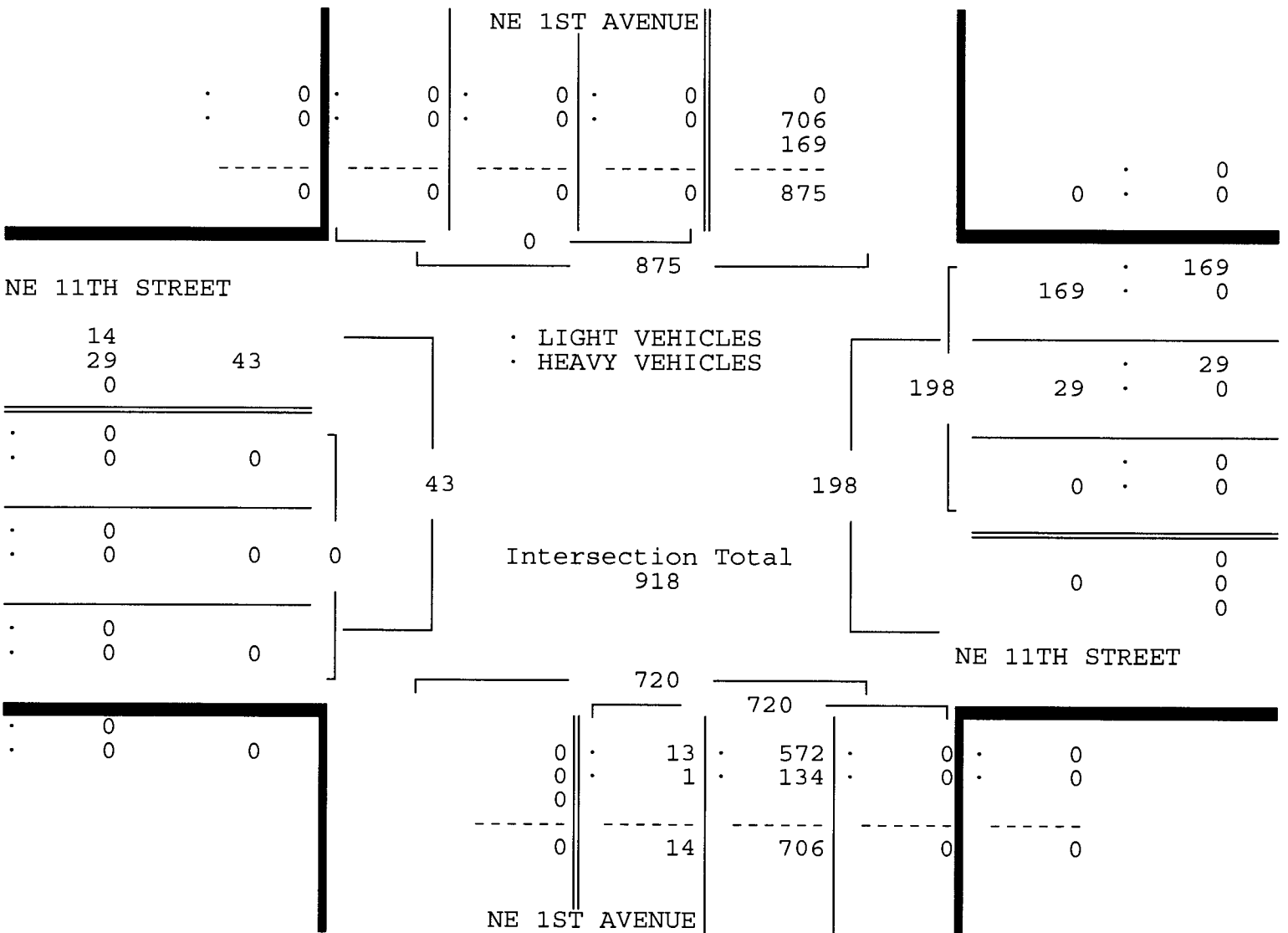
LIGHT VEHICLES, HEAVY VEHICLES

NE 1ST AVENUE From North				NE 11TH STREET From East				NE 1ST AVENUE From South				NE 11TH STREET From West				Total
UTurn	Left	Thru	Right	UTurn	Left	Thru	Right	UTurn	Left	Thru	Right	UTurn	Left	Thru	Right	

Date 02/17/09

Peak Hour Analysis By Entire Intersection for the Period: 07:00 to 09:00 on 02/17/09

Peak start	07:45				07:45				07:45				07:45			
Volume	0	0	0	0	0	0	29	169	0	14	706	0	0	0	0	0
Percent	0%	0%	0%	0%	0%	0%	15%	85%	0%	2%	98%	0%	0%	0%	0%	0%
Pk total	0				198				720				0			
Highest	07:00				07:45				08:30				07:00			
Volume	0	0	0	0	0	0	4	56	0	4	198	0	0	0	0	0
Hi total	0				60				202				0			
PHF	.0				.82				.89				.0			



NE 11TH STREET & NE 1ST AVENUE
 MIAMI, FLORIDA
 COUNTED BY: MICHAEL MALONE
 SIGNALIZED

TRAFFIC SURVEY SPECIALISTS, INC.
 624 GARDENIA TERRACE
 DELRAY BEACH, FLORIDA 33444
 (561) 272-3255 FAX (561) 272-4381

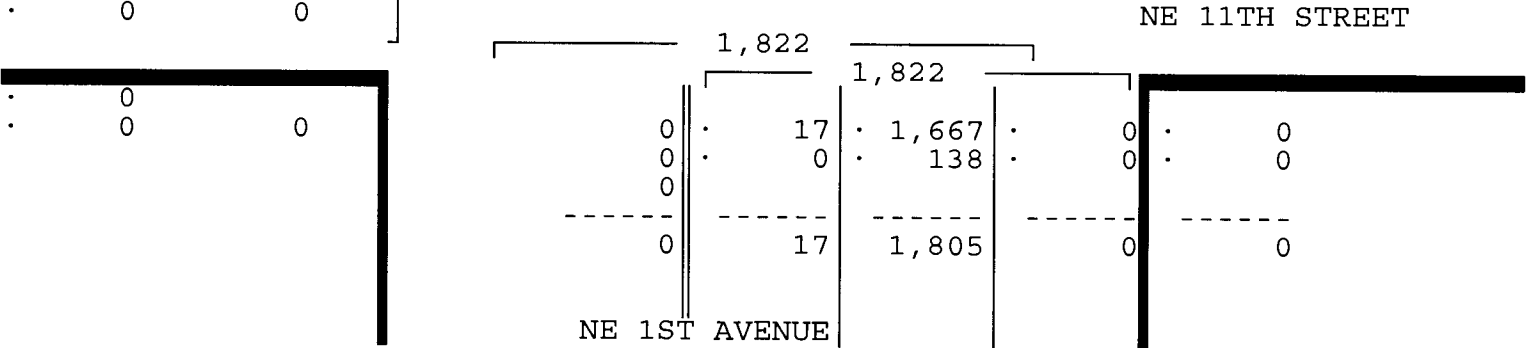
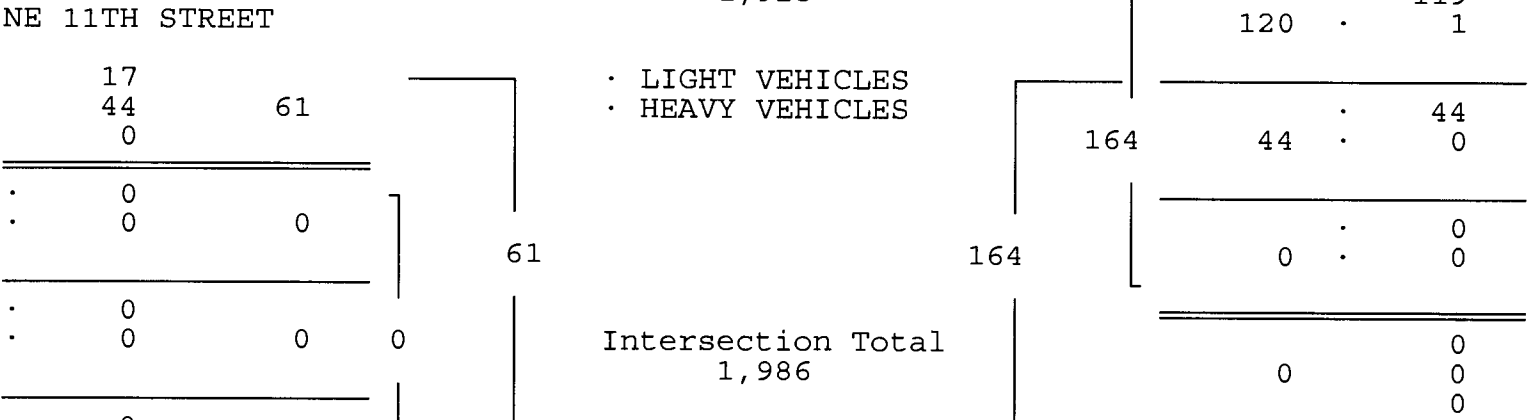
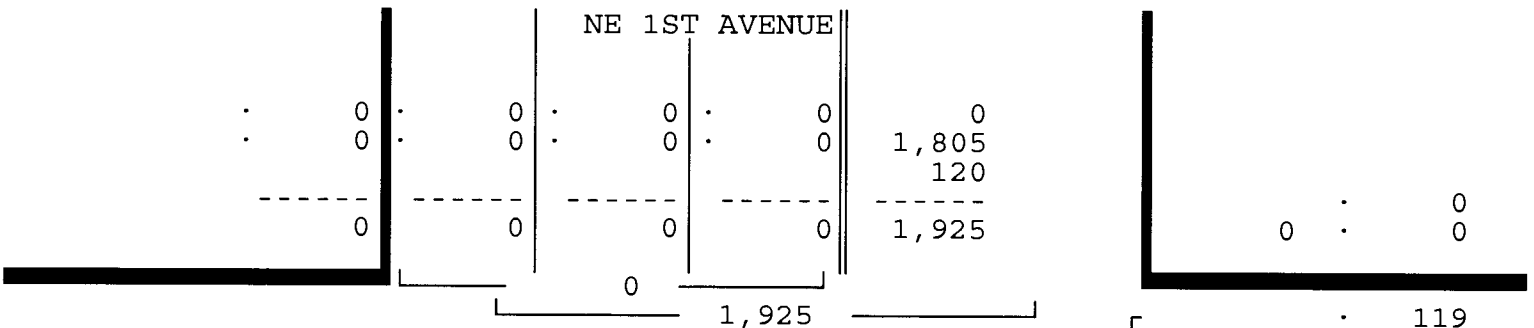
Site Code : 00090010
 Start Date: 02/17/09
 File I.D. : 11STR_1A
 Page : 3

LIGHT VEHICLES, HEAVY VEHICLES

NE 1ST AVENUE From North				NE 11TH STREET From East				NE 1ST AVENUE From South				NE 11TH STREET From West				Total
U	L	T	R	U	L	T	R	U	L	T	R	U	L	T	R	

Date 02/17/09
 Peak Hour Analysis By Entire Intersection for the Period: 16:00 to 18:00 on 02/17/09

Peak start 17:00				17:00				17:00				17:00			
Volume	0	0	0	0	0	44	120	0	17	1805	0	0	0	0	
Percent	0%	0%	0%	0%	0%	27%	73%	0%	1%	99%	0%	0%	0%	0%	
PK total	0			164			1822			0			0		
Highest	07:00			17:30			17:00			07:00			0		
Volume	0	0	0	0	0	12	45	0	8	492	0	0	0	0	
Hi total	0			57			500			0			0		
PHF	.0			.72			.91			.0			.0		



NE 11TH STREET & NE 1ST AVENUE
 MIAMI, FLORIDA
 COUNTED BY: MICHAEL MALONE
 SIGNALIZED

TRAFFIC SURVEY SPECIALISTS, INC.
 624 GARDENIA TERRACE
 DELRAY BEACH, FLORIDA 33444
 (561) 272-3255 FAX (561) 272-4381

Site Code : 00090010
 Start Date: 02/17/09
 File I.D. : 11STR_1A
 Page : 1

HEAVY VEHICLES

Date	NE 1ST AVENUE From North				NE 11TH STREET From East				NE 1ST AVENUE From South				NE 11TH STREET From West				Total
	UTurn	Left	Thru	Right	UTurn	Left	Thru	Right	UTurn	Left	Thru	Right	UTurn	Left	Thru	Right	
02/17/09	-----																
07:00	0	0	0	0	0	0	0	0	0	0	3	0	0	0	0	0	3
07:15	0	0	0	0	0	0	1	0	0	0	15	0	0	0	0	0	16
07:30	0	0	0	0	0	0	0	0	0	0	20	0	0	0	0	0	20
07:45	0	0	0	0	0	0	0	0	0	1	27	0	0	0	0	0	28
Hr Total	0	0	0	0	0	0	1	0	0	1	65	0	0	0	0	0	67
08:00	0	0	0	0	0	0	0	0	0	0	32	0	0	0	0	0	32
08:15	0	0	0	0	0	0	0	0	0	0	33	0	0	0	0	0	33
08:30	0	0	0	0	0	0	0	0	0	0	42	0	0	0	0	0	42
08:45	0	0	0	0	0	0	0	0	0	1	30	0	0	0	0	0	31
Hr Total	0	0	0	0	0	0	0	0	0	1	137	0	0	0	0	0	138
----- * BREAK * -----																	
16:00	0	0	0	0	0	0	0	1	0	0	47	0	0	0	0	0	48
16:15	0	0	0	0	0	0	0	1	0	0	43	0	0	0	0	0	44
16:30	0	0	0	0	0	0	0	0	0	0	43	0	0	0	0	0	43
16:45	0	0	0	0	0	0	0	0	0	0	38	0	0	0	0	0	38
Hr Total	0	0	0	0	0	0	0	2	0	0	171	0	0	0	0	0	173
17:00	0	0	0	0	0	0	0	0	0	0	48	0	0	0	0	0	48
17:15	0	0	0	0	0	0	0	1	0	0	55	0	0	0	0	0	56
17:30	0	0	0	0	0	0	0	0	0	0	30	0	0	0	0	0	30
17:45	0	0	0	0	0	0	0	0	0	0	5	0	0	0	0	0	5
Hr Total	0	0	0	0	0	0	0	1	0	0	138	0	0	0	0	0	139

TOTAL	0	0	0	0	0	0	1	3	0	2	511	0	0	0	0	0	517

NE 11TH STREET & NE 1ST AVENUE
 MIAMI, FLORIDA
 COUNTED BY: MICHAEL MALONE
 SIGNALIZED

TRAFFIC SURVEY SPECIALISTS, INC.
 624 GARDENIA TERRACE
 DELRAY BEACH, FLORIDA 33444
 (561) 272-3255 FAX (561) 272-4381

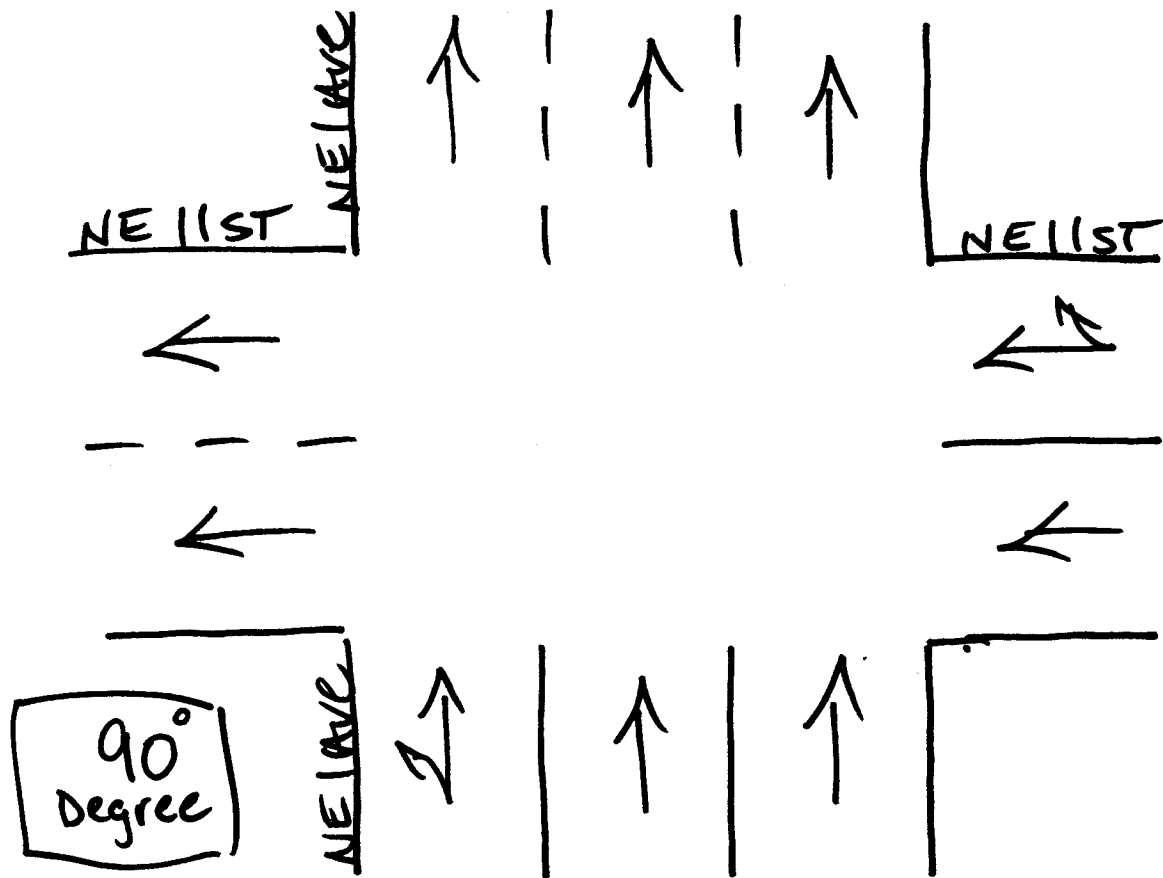
Site Code : 00090010
 Start Date: 02/17/09
 File I.D. : 11STR_1A
 Page : 1

PEDESTRIANS

Date	NE 1ST AVENUE From North				NE 11TH STREET From East				NE 1ST AVENUE From South				NE 11TH STREET From West				Total
	Left	Thru	RIGHT	PEDS	Left	Thru	RIGHT	PEDS	Left	Thru	RIGHT	PEDS	Left	Thru	RIGHT	PEDS	
02/17/09	-----																
07:00	0	0	0	2	0	0	0	0	0	0	0	1	0	0	0	0	3
07:15	0	0	0	0	0	0	0	0	0	0	0	1	0	0	0	0	1
07:30	0	0	0	4	0	0	0	0	0	0	0	1	0	0	0	0	5
07:45	0	0	0	2	0	0	0	2	0	0	0	2	0	0	0	0	6
Hr Total	0	0	0	8	0	0	0	2	0	0	0	5	0	0	0	0	15
08:00	0	0	0	0	0	0	0	1	0	0	0	2	0	0	0	0	3
08:15	0	0	0	0	0	0	0	0	0	0	0	0	0	0	0	0	0
08:30	0	0	0	0	0	0	0	0	0	0	0	0	0	0	0	0	0
08:45	0	0	0	0	0	0	0	2	0	0	0	1	0	0	0	0	3
Hr Total	0	0	0	0	0	0	0	3	0	0	0	3	0	0	0	0	6
----- * BREAK * -----																	
16:00	0	0	0	1	0	0	0	1	0	0	0	2	0	0	0	0	4
16:15	0	0	0	0	0	0	0	0	0	0	0	1	0	0	0	2	3
16:30	0	0	0	1	0	0	0	0	0	0	0	3	0	0	0	0	4
16:45	0	0	0	1	0	0	0	0	0	0	0	2	0	0	0	2	5
Hr Total	0	0	0	3	0	0	0	1	0	0	0	8	0	0	0	4	16
17:00	0	0	0	0	0	0	0	0	0	0	0	0	0	0	0	1	1
17:15	0	0	0	0	0	0	0	0	0	0	0	2	0	0	0	0	2
17:30	0	0	0	2	0	0	0	0	0	0	0	3	0	0	0	0	5
17:45	0	0	0	5	0	0	0	4	0	0	0	7	0	0	0	2	18
Hr Total	0	0	0	7	0	0	0	4	0	0	0	12	0	0	0	3	26

TOTAL	0	0	0	18	0	0	0	10	0	0	0	28	0	0	0	7	63

↑
North



Miami, Florida
February 17, 2009
drawn by: Luis Palomino
Signalized

NE 10TH STREET & NE 1ST AVENUE
 MIAMI, FLORIDA
 COUNTED BY: YANELIS MARQUEZ
 SIGNALIZED

TRAFFIC SURVEY SPECIALISTS, INC.
 624 GARDENIA TERRACE
 DELRAY BEACH, FLORIDA 33444
 (561) 272-3255 FAX (561) 272-4381

Site Code : 00090010
 Start Date: 02/17/09
 File I.D. : 1AV_10ST
 Page : 1

LIGHT VEHICLES, HEAVY VEHICLES

Date	NE 1ST AVENUE From North				NE 10TH STREET From East				NE 1ST AVENUE From South				NE 10TH STREET From West				Total
	UTurn	Left	Thru	Right	UTurn	Left	Thru	Right	UTurn	Left	Thru	Right	UTurn	Left	Thru	Right	
02/17/09	-----																
07:00	0	0	0	0	0	0	0	0	0	0	92	4	0	15	4	0	115
07:15	0	0	0	0	0	0	0	0	0	0	123	1	0	19	8	0	151
07:30	0	0	0	0	0	0	0	0	0	0	117	1	0	21	3	0	142
07:45	0	0	0	0	0	0	0	0	0	0	140	0	0	27	13	0	180
Hr Total	0	0	0	0	0	0	0	0	0	0	472	6	0	82	28	0	588
08:00	0	0	0	0	0	0	0	0	0	0	153	2	0	25	19	0	199
08:15	0	0	0	0	0	0	0	0	0	0	177	3	0	17	19	0	216
08:30	0	0	0	0	0	0	0	0	0	0	177	4	0	27	20	0	228
08:45	0	0	0	0	0	0	0	0	0	0	162	2	0	23	7	0	194
Hr Total	0	0	0	0	0	0	0	0	0	0	669	11	0	92	65	0	837
----- * BREAK * -----																	
16:00	0	0	0	0	0	0	0	0	0	0	387	3	0	19	11	0	420
16:15	0	0	0	0	0	0	0	0	0	0	302	4	0	28	19	0	353
16:30	0	0	0	0	0	0	0	0	0	0	374	6	0	33	8	0	421
16:45	0	0	0	0	0	0	0	0	0	0	373	3	0	26	7	0	409
Hr Total	0	0	0	0	0	0	0	0	0	0	1436	16	0	106	45	0	1603
17:00	0	0	0	0	0	0	0	0	0	0	449	3	0	37	10	0	499
17:15	0	0	0	0	0	0	0	0	0	0	422	1	0	31	5	0	459
17:30	0	0	0	0	0	0	0	0	0	0	351	5	0	24	19	0	399
17:45	0	0	0	0	0	0	0	0	0	0	363	9	0	26	12	0	410
Hr Total	0	0	0	0	0	0	0	0	0	0	1585	18	0	118	46	0	1767

TOTAL	0	0	0	0	0	0	0	0	0	0	4162	51	0	398	184	0	4795

NE 10TH STREET & NE 1ST AVENUE
 MIAMI, FLORIDA
 COUNTED BY: YANELIS MARQUEZ
 SIGNALIZED

TRAFFIC SURVEY SPECIALISTS, INC.
 624 GARDENIA TERRACE
 DELRAY BEACH, FLORIDA 33444
 (561) 272-3255 FAX (561) 272-4381

Site Code : 00090010
 Start Date: 02/17/09
 File I.D. : 1AV_10ST
 Page : 2

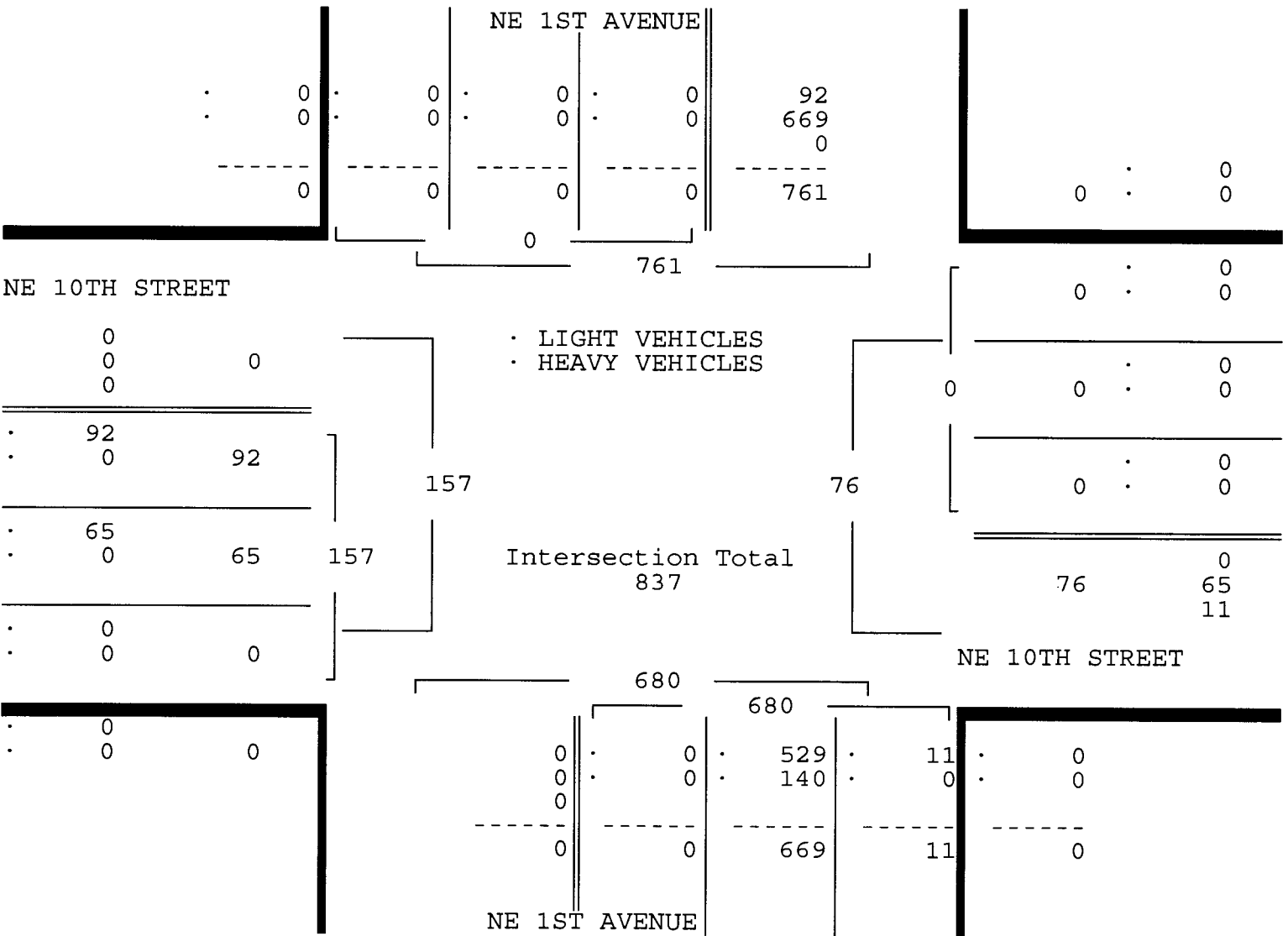
LIGHT VEHICLES, HEAVY VEHICLES

NE 1ST AVENUE From North				NE 10TH STREET From East				NE 1ST AVENUE From South				NE 10TH STREET From West				Total
UTurn	Left	Thru	Right	UTurn	Left	Thru	Right	UTurn	Left	Thru	Right	UTurn	Left	Thru	Right	

Date 02/17/09

Peak Hour Analysis By Entire Intersection for the Period: 07:00 to 09:00 on 02/17/09

Peak start	08:00				08:00				08:00									
Volume	0	0	0	0	0	0	0	0	0	0	669	11	0	92	65	0		
Percent	0%	0%	0%	0%	0%	0%	0%	0%	0%	0%	98%	2%	0%	59%	41%	0%		
Pk total	0				0				680				157					
Highest	07:00				07:00				08:30				08:30					
Volume	0	0	0	0	0	0	0	0	0	0	177	4	0	27	20	0		
Hi total	0				0				181				47					
PHF	.0				.0				.94				.84					



NE 10TH STREET & NE 1ST AVENUE
 MIAMI, FLORIDA
 COUNTED BY: YANELIS MARQUEZ
 SIGNALIZED

TRAFFIC SURVEY SPECIALISTS, INC.
 624 GARDENIA TERRACE
 DELRAY BEACH, FLORIDA 33444
 (561) 272-3255 FAX (561) 272-4381

Site Code : 00090010
 Start Date: 02/17/09
 File I.D. : 1AV_10ST
 Page : 3

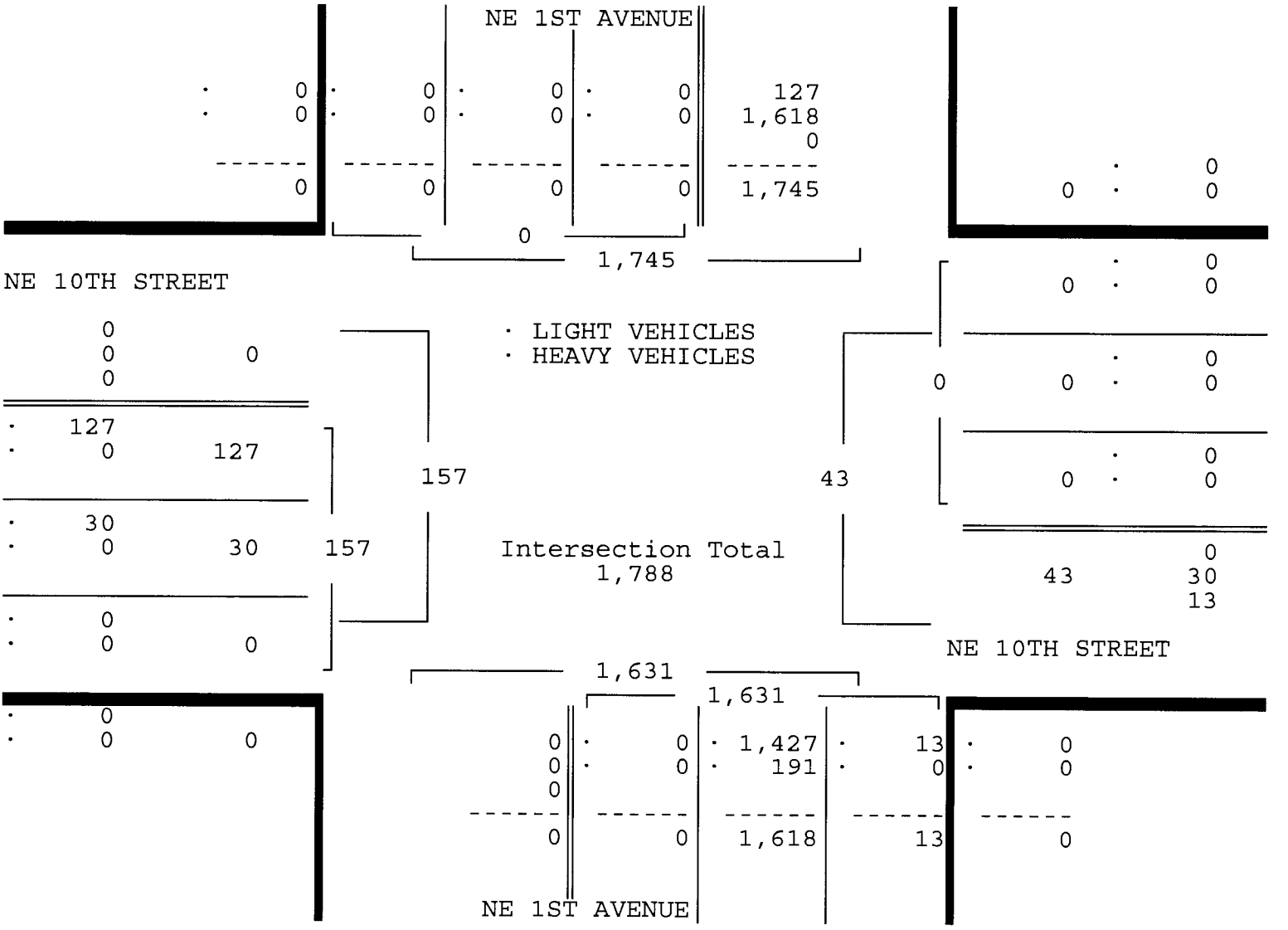
LIGHT VEHICLES, HEAVY VEHICLES

NE 1ST AVENUE From North				NE 10TH STREET From East				NE 1ST AVENUE From South				NE 10TH STREET From West				Total
U	L	T	R	U	L	T	R	U	L	T	R	U	L	T	R	

Date 02/17/09

Peak Hour Analysis By Entire Intersection for the Period: 16:00 to 18:00 on 02/17/09

Peak start 16:30				16:30				16:30				16:30			
Volume	0	0	0	0	0	0	0	0	0	1618	13	0	127	30	0
Percent	0%	0%	0%	0%	0%	0%	0%	0%	0%	99%	1%	0%	81%	19%	0%
Pk total	0			0			0			1631			157		
Highest	07:00			07:00			17:00			17:00					
Volume	0	0	0	0	0	0	0	0	0	449	3	0	37	10	0
Hi total	0			0			452			47					
PHF	.0			.0			.90			.84					



NE 10TH STREET & NE 1ST AVENUE
 MIAMI, FLORIDA
 COUNTED BY: YANELIS MARQUEZ
 SIGNALIZED

TRAFFIC SURVEY SPECIALISTS, INC.
 624 GARDENIA TERRACE
 DELRAY BEACH, FLORIDA 33444
 (561) 272-3255 FAX (561) 272-4381

Site Code : 00090010
 Start Date: 02/17/09
 File I.D. : 1AV_10ST
 Page : 1

HEAVY VEHICLES

Date	NE 1ST AVENUE From North				NE 10TH STREET From East				NE 1ST AVENUE From South				NE 10TH STREET From West				Total
	UTurn	Left	Thru	Right	UTurn	Left	Thru	Right	UTurn	Left	Thru	Right	UTurn	Left	Thru	Right	
02/17/09	-----																
07:00	0	0	0	0	0	0	0	0	0	0	3	0	0	0	0	0	3
07:15	0	0	0	0	0	0	0	0	0	0	16	0	0	0	0	0	16
07:30	0	0	0	0	0	0	0	0	0	0	20	0	0	0	0	0	20
07:45	0	0	0	0	0	0	0	0	0	0	27	0	0	0	0	0	27
Hr Total	0	0	0	0	0	0	0	0	0	0	66	0	0	0	0	0	66
08:00	0	0	0	0	0	0	0	0	0	0	33	0	0	0	0	0	33
08:15	0	0	0	0	0	0	0	0	0	0	33	0	0	0	0	0	33
08:30	0	0	0	0	0	0	0	0	0	0	44	0	0	0	0	0	44
08:45	0	0	0	0	0	0	0	0	0	0	30	0	0	0	0	0	30
Hr Total	0	0	0	0	0	0	0	0	0	0	140	0	0	0	0	0	140
----- * BREAK * -----																	
16:00	0	0	0	0	0	0	0	0	0	0	49	0	0	0	0	0	49
16:15	0	0	0	0	0	0	0	0	0	0	43	0	0	0	0	0	43
16:30	0	0	0	0	0	0	0	0	0	0	44	0	0	0	0	0	44
16:45	0	0	0	0	0	0	0	0	0	0	38	0	0	0	0	0	38
Hr Total	0	0	0	0	0	0	0	0	0	0	174	0	0	0	0	0	174
17:00	0	0	0	0	0	0	0	0	0	0	53	0	0	0	0	0	53
17:15	0	0	0	0	0	0	0	0	0	0	56	0	0	0	0	0	56
17:30	0	0	0	0	0	0	0	0	0	0	26	0	0	0	1	0	27
17:45	0	0	0	0	0	0	0	0	0	0	3	0	0	0	0	0	3
Hr Total	0	0	0	0	0	0	0	0	0	0	138	0	0	0	1	0	139

TOTAL	0	0	0	0	0	0	0	0	0	0	518	0	0	0	1	0	519

NE 10TH STREET & NE 1ST AVENUE
 MIAMI, FLORIDA
 COUNTED BY: YANELIS MARQUEZ
 SIGNALIZED

TRAFFIC SURVEY SPECIALISTS, INC.
 624 GARDENIA TERRACE
 DELRAY BEACH, FLORIDA 33444
 (561) 272-3255 FAX (561) 272-4381

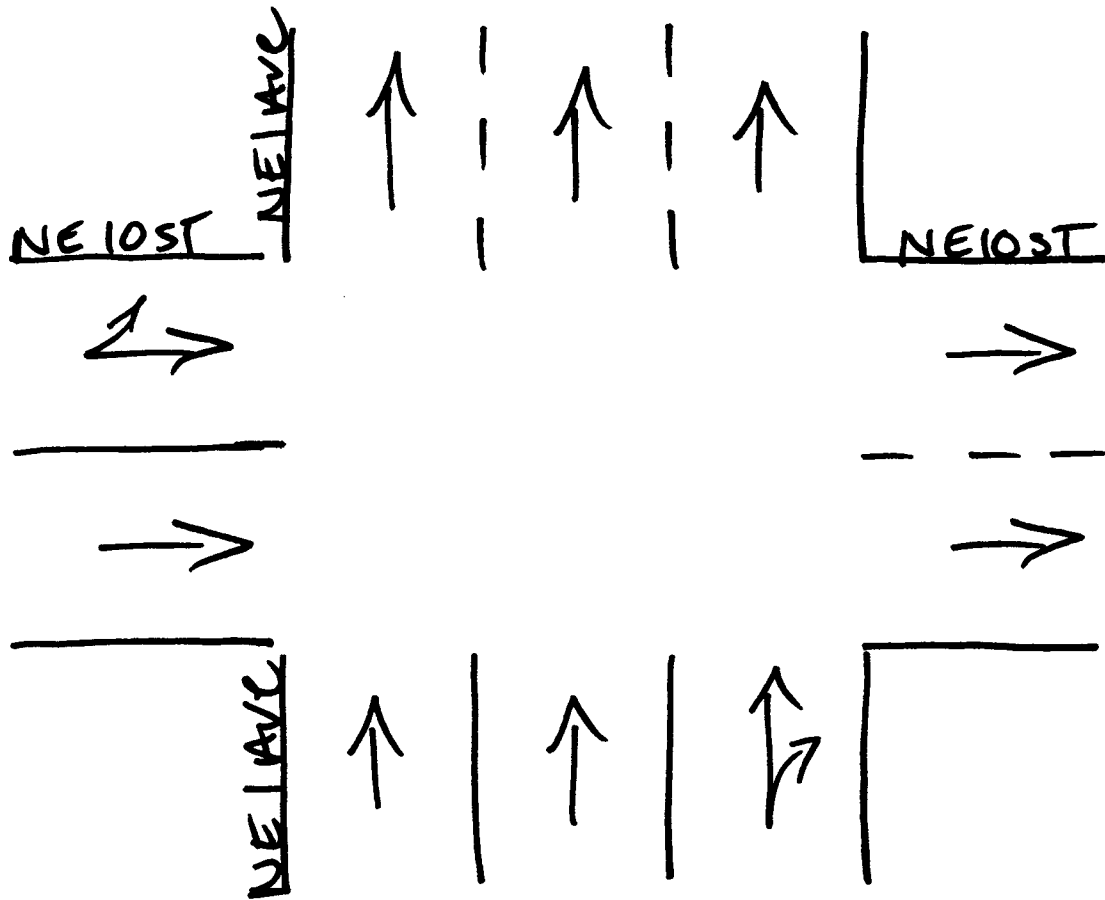
Site Code : 00090010
 Start Date: 02/17/09
 File I.D. : 1AV_10ST
 Page : 1

PEDESTRIANS

Date	NE 1ST AVENUE From North				NE 10TH STREET From East				NE 1ST AVENUE From South				NE 10TH STREET From West				Total
	Left	Thru	RIGHT	PEDS	Left	Thru	RIGHT	PEDS	Left	Thru	RIGHT	PEDS	Left	Thru	RIGHT	PEDS	
02/17/09	-----																
07:00	0	0	0	1	0	0	0	1	0	0	0	0	0	0	0	2	4
07:15	0	0	0	0	0	0	0	0	0	0	0	1	0	0	0	2	3
07:30	0	0	0	0	0	0	0	0	0	0	0	1	0	0	0	0	1
07:45	0	0	0	0	0	0	0	0	0	0	0	0	0	0	0	0	0
Hr Total	0	0	0	1	0	0	0	1	0	0	0	2	0	0	0	4	8
08:00	0	0	0	0	0	0	0	0	0	0	0	0	0	0	0	0	0
08:15	0	0	0	0	0	0	0	0	0	0	0	0	0	0	0	0	0
08:30	0	0	0	0	0	0	0	2	0	0	0	0	0	0	0	0	2
08:45	0	0	0	0	0	0	0	3	0	0	0	1	0	0	0	0	4
Hr Total	0	0	0	0	0	0	0	5	0	0	0	1	0	0	0	0	6
----- * BREAK * -----																	
16:00	0	0	0	3	0	0	0	0	0	0	0	0	0	0	0	1	4
16:15	0	0	0	2	0	0	0	0	0	0	0	0	0	0	0	0	2
16:30	0	0	0	0	0	0	0	0	0	0	0	0	0	0	0	0	0
16:45	0	0	0	0	0	0	0	0	0	0	0	0	0	0	0	0	0
Hr Total	0	0	0	5	0	0	0	0	0	0	0	0	0	0	0	1	6
17:00	0	0	0	1	0	0	0	2	0	0	0	0	0	0	0	0	3
17:15	0	0	0	0	0	0	0	1	0	0	0	0	0	0	0	0	1
17:30	0	0	0	0	0	0	0	0	0	0	0	0	0	0	0	1	1
17:45	0	0	0	0	0	0	0	2	0	0	0	0	0	0	0	0	2
Hr Total	0	0	0	1	0	0	0	5	0	0	0	0	0	0	0	1	7

TOTAL	0	0	0	7	0	0	0	11	0	0	0	3	0	0	0	6	27

↑
North



Miami, Florida

February 17, 2009

drawn by: Luis Palomino
signalized

NE 9TH STREET & NE 1ST AVENUE
 MIAMI, FLORIDA
 COUNTED BY: LEONA PASS
 NOT SIGNALIZED

TRAFFIC SURVEY SPECIALISTS, INC.
 624 GARDENIA TERRACE
 DELRAY BEACH, FLORIDA 33444
 (561) 272-3255 FAX (561) 272-4381

Site Code : 00090010
 Start Date: 02/12/09
 File I.D. : 9STR_1AV
 Page : 1

LIGHT VEHICLES, HEAVY VEHICLES

Date	NE 1ST AVENUE From North				NE 9TH STREET From East				NE 1ST AVENUE From South				NE 9TH STREET From West				Total
	UTurn	Left	Thru	Right	UTurn	Left	Thru	Right	UTurn	Left	Thru	Right	UTurn	Left	Thru	Right	
02/12/09	-----																
07:00	0	0	0	0	0	0	11	13	0	4	82	2	0	3	4	0	119
07:15	0	0	0	0	0	0	7	7	0	2	104	1	0	3	0	0	124
07:30	0	0	0	0	0	0	9	9	0	2	103	0	0	3	1	0	127
07:45	0	0	0	0	0	0	7	14	0	1	106	2	0	3	4	0	137
Hr Total	0	0	0	0	0	0	34	43	0	9	395	5	0	12	9	0	507
08:00	0	0	0	0	0	0	6	23	0	0	99	3	0	4	5	0	140
08:15	0	0	0	0	0	0	9	16	0	1	136	2	0	1	5	0	170
08:30	0	0	0	0	0	0	7	27	0	7	127	3	0	2	3	0	176
08:45	0	0	0	0	0	0	8	23	0	4	126	4	0	1	2	0	168
Hr Total	0	0	0	0	0	0	30	89	0	12	488	12	0	8	15	0	654
----- * BREAK * -----																	
16:00	0	0	0	0	0	0	11	20	0	3	357	1	0	10	2	0	404
16:15	0	0	0	0	0	0	9	15	0	1	286	17	0	3	3	0	334
16:30	0	0	0	0	0	0	13	29	0	5	285	2	0	4	1	0	339
16:45	0	0	0	0	0	0	6	23	0	9	312	4	0	4	2	0	360
Hr Total	0	0	0	0	0	0	39	87	0	18	1240	24	0	21	8	0	1437
17:00	0	0	0	0	0	0	13	28	0	6	445	5	0	7	1	0	505
17:15	0	0	0	0	0	0	12	19	0	5	404	5	0	1	1	0	447
17:30	0	0	0	0	0	0	8	14	0	2	388	2	0	4	2	0	420
17:45	0	0	0	0	0	0	10	16	0	5	317	3	0	5	5	0	361
Hr Total	0	0	0	0	0	0	43	77	0	18	1554	15	0	17	9	0	1733

TOTAL	0	0	0	0	0	0	146	296	0	57	3677	56	0	58	41	0	4331

NE 9TH STREET & NE 1ST AVENUE
 MIAMI, FLORIDA
 COUNTED BY: LEONA PASS
 NOT SIGNALIZED

TRAFFIC SURVEY SPECIALISTS, INC.
 624 GARDENIA TERRACE
 DELRAY BEACH, FLORIDA 33444
 (561) 272-3255 FAX (561) 272-4381

Site Code : 00090010
 Start Date: 02/12/09
 File I.D. : 9STR_1AV
 Page : 2

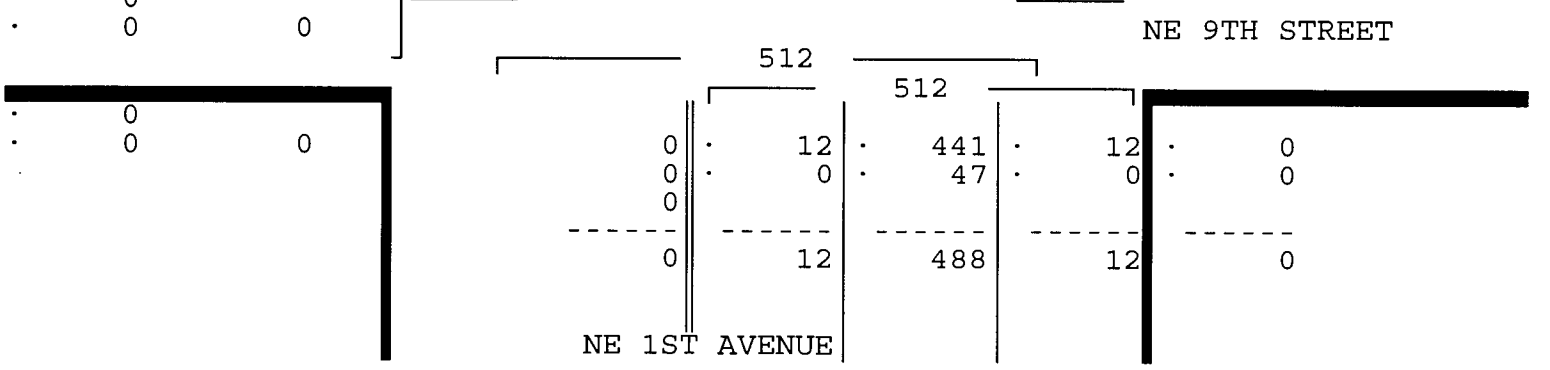
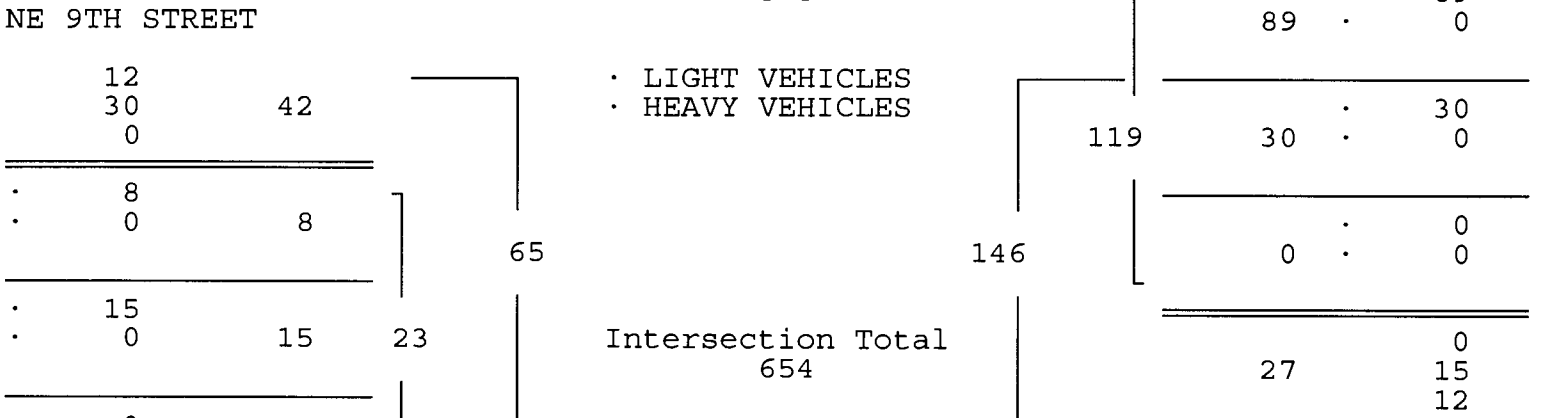
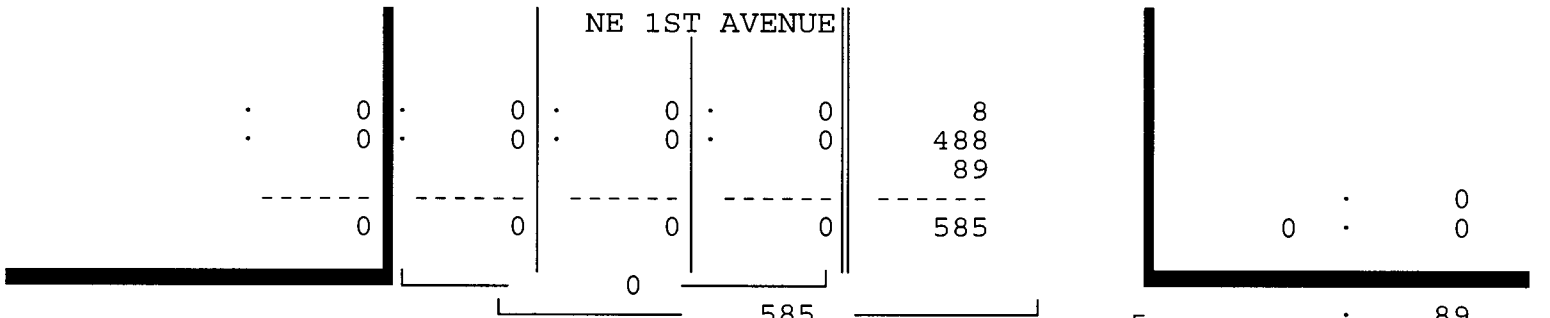
LIGHT VEHICLES, HEAVY VEHICLES

NE 1ST AVENUE From North				NE 9TH STREET From East				NE 1ST AVENUE From South				NE 9TH STREET From West				Total
UTurn	Left	Thru	Right	UTurn	Left	Thru	Right	UTurn	Left	Thru	Right	UTurn	Left	Thru	Right	

Date 02/12/09

Peak Hour Analysis By Entire Intersection for the Period: 07:00 to 09:00 on 02/12/09

Peak start	08:00				08:00				08:00								
Volume	0	0	0	0	0	0	30	89	0	12	488	12	0	8	15	0	
Percent	0%	0%	0%	0%	0%	0%	25%	75%	0%	2%	95%	2%	0%	35%	65%	0%	
Pk total	0				119				512				23				
Highest	07:00				08:30				08:15				08:00				
Volume	0	0	0	0	0	0	7	27	0	1	136	2	0	4	5	0	
Hi total	0				34				139				9				
PHF	.0				.88				.92				.64				



NE 9TH STREET & NE 1ST AVENUE
 MIAMI, FLORIDA
 COUNTED BY: LEONA PASS
 NOT SIGNALIZED

TRAFFIC SURVEY SPECIALISTS, INC.
 624 GARDENIA TERRACE
 DELRAY BEACH, FLORIDA 33444
 (561) 272-3255 FAX (561) 272-4381

Site Code : 00090010
 Start Date: 02/12/09
 File I.D. : 9STR_1AV
 Page : 3

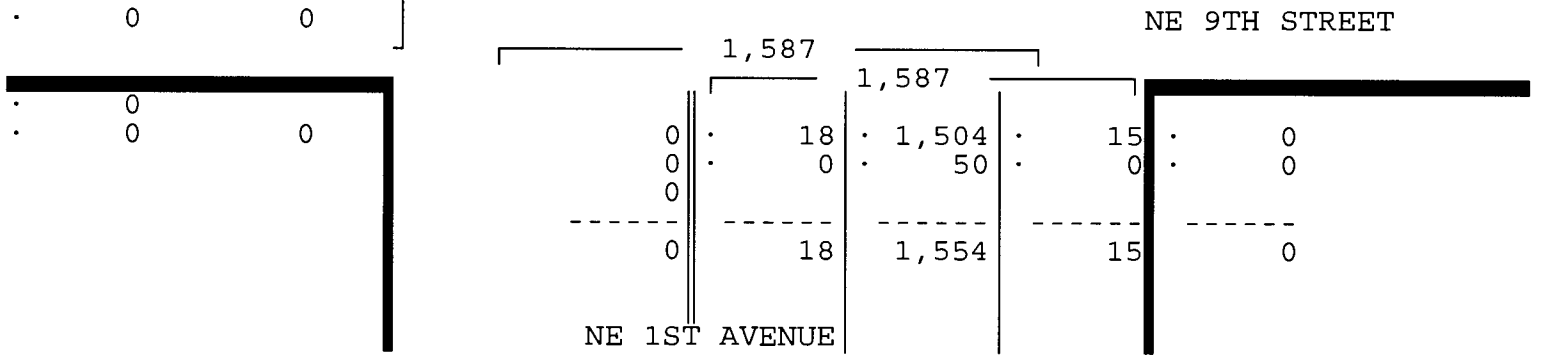
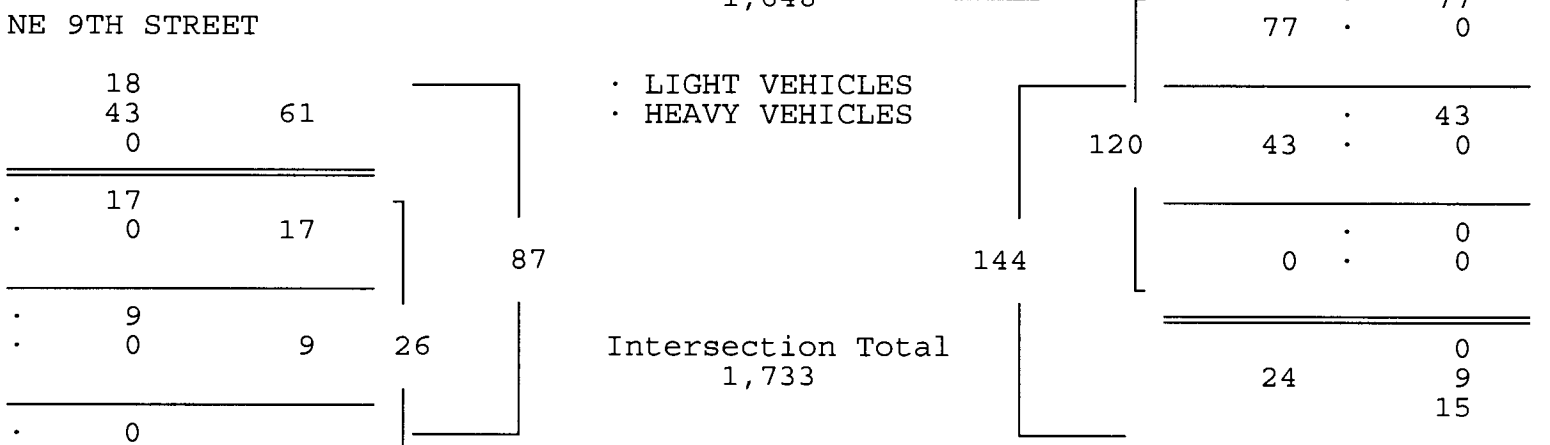
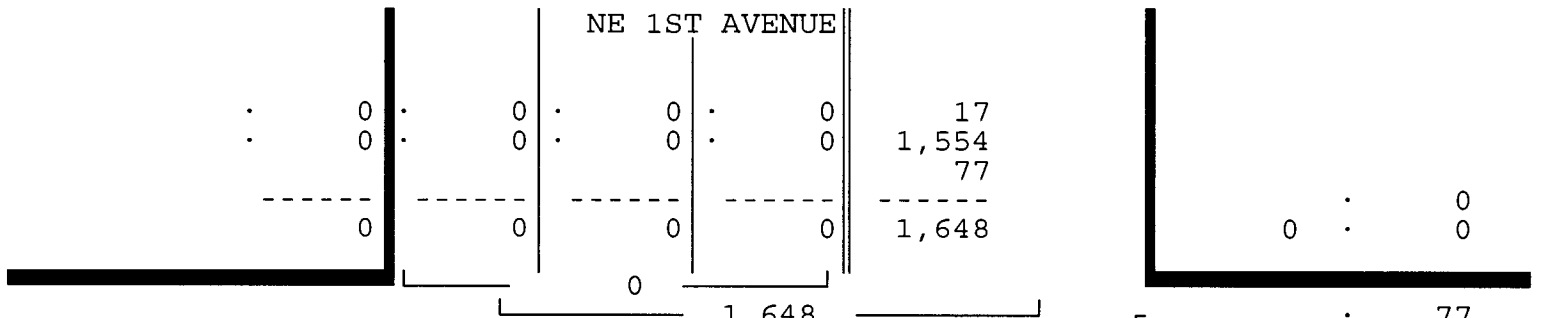
LIGHT VEHICLES, HEAVY VEHICLES

NE 1ST AVENUE From North				NE 9TH STREET From East				NE 1ST AVENUE From South				NE 9TH STREET From West				Total
UTurn	Left	Thru	Right	UTurn	Left	Thru	Right	UTurn	Left	Thru	Right	UTurn	Left	Thru	Right	

Date 02/12/09

Peak Hour Analysis By Entire Intersection for the Period: 16:00 to 18:00 on 02/12/09

Peak start 17:00	17:00				17:00				17:00							
Volume	0	0	0	0	0	43	77	0	18	1554	15	0	17	9	0	
Percent	0%	0%	0%	0%	0%	36%	64%	0%	1%	98%	1%	0%	65%	35%	0%	
Pk total	0				120				1587				26			
Highest	07:00				17:00				17:00				17:45			
Volume	0	0	0	0	0	0	13	28	0	6	445	5	0	5	5	0
Hi total	0				41				456				10			
PHF	.0				.73				.87				.65			



NE 9TH STREET & NE 1ST AVENUE
 MIAMI, FLORIDA
 COUNTED BY: LEONA PASS
 NOT SIGNALIZED

TRAFFIC SURVEY SPECIALISTS, INC.
 624 GARDENIA TERRACE
 DELRAY BEACH, FLORIDA 33444
 (561) 272-3255 FAX (561) 272-4381

Site Code : 00090010
 Start Date: 02/12/09
 File I.D. : 9STR_1AV
 Page : 1

HEAVY VEHICLES

Date	NE 1ST AVENUE From North				NE 9TH STREET From East				NE 1ST AVENUE From South				NE 9TH STREET From West				Total
	UTurn	Left	Thru	Right	UTurn	Left	Thru	Right	UTurn	Left	Thru	Right	UTurn	Left	Thru	Right	
02/12/09	-----																
07:00	0	0	0	0	0	0	0	0	0	0	7	0	0	0	0	0	7
07:15	0	0	0	0	0	0	0	0	0	0	12	0	0	0	0	0	12
07:30	0	0	0	0	0	0	0	0	0	0	12	0	0	0	0	0	12
07:45	0	0	0	0	0	0	0	0	0	0	9	0	0	0	0	0	9
Hr Total	0	0	0	0	0	0	0	0	0	0	40	0	0	0	0	0	40
08:00	0	0	0	0	0	0	0	0	0	0	12	0	0	0	0	0	12
08:15	0	0	0	0	0	0	0	0	0	0	13	0	0	0	0	0	13
08:30	0	0	0	0	0	0	0	0	0	0	13	0	0	0	0	0	13
08:45	0	0	0	0	0	0	0	0	0	0	9	0	0	0	0	0	9
Hr Total	0	0	0	0	0	0	0	0	0	0	47	0	0	0	0	0	47
----- * BREAK * -----																	
16:00	0	0	0	0	0	0	0	0	0	0	14	0	0	0	0	0	14
16:15	0	0	0	0	0	0	0	0	0	0	22	0	0	0	0	0	22
16:30	0	0	0	0	0	0	0	0	0	0	12	0	0	0	0	0	12
16:45	0	0	0	0	0	0	0	0	0	0	8	0	0	0	0	0	8
Hr Total	0	0	0	0	0	0	0	0	0	0	56	0	0	0	0	0	56
17:00	0	0	0	0	0	0	0	0	0	0	10	0	0	0	0	0	10
17:15	0	0	0	0	0	0	0	0	0	0	12	0	0	0	0	0	12
17:30	0	0	0	0	0	0	0	0	0	0	17	0	0	0	0	0	17
17:45	0	0	0	0	0	0	0	0	0	0	11	0	0	0	0	0	11
Hr Total	0	0	0	0	0	0	0	0	0	0	50	0	0	0	0	0	50

TOTAL	0	0	0	0	0	0	0	0	0	0	193	0	0	0	0	0	193

NE 9TH STREET & NE 1ST AVENUE
 MIAMI, FLORIDA
 COUNTED BY: LEONA PASS
 NOT SIGNALIZED

TRAFFIC SURVEY SPECIALISTS, INC.
 624 GARDENIA TERRACE
 DELRAY BEACH, FLORIDA 33444
 (561) 272-3255 FAX (561) 272-4381

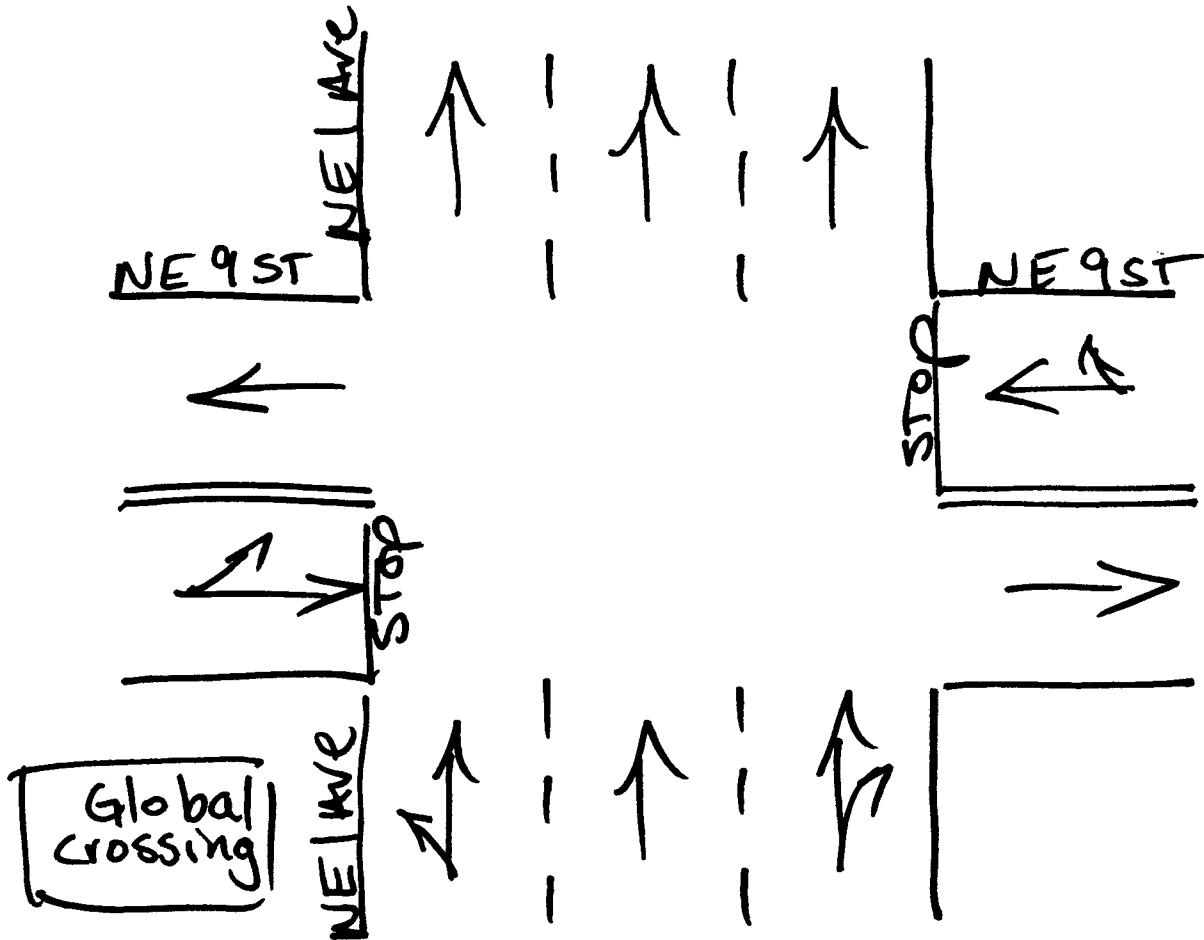
Site Code : 00090010
 Start Date: 02/12/09
 File I.D. : 9STR_1AV
 Page : 1

PEDESTRIANS

Date	NE 1ST AVENUE From North				NE 9TH STREET From East				NE 1ST AVENUE From South				NE 9TH STREET From West				Total
	Left	Thru	RIGHT	PEDS	Left	Thru	RIGHT	PEDS	Left	Thru	RIGHT	PEDS	Left	Thru	RIGHT	PEDS	
02/12/09	-----																
07:00	0	0	0	0	0	0	0	0	0	0	0	1	0	0	0	2	3
07:15	0	0	0	0	0	0	0	1	0	0	0	0	0	0	0	2	3
07:30	0	0	0	1	0	0	0	2	0	0	0	3	0	0	0	2	8
07:45	0	0	0	0	0	0	0	1	0	0	0	9	0	0	0	10	20
Hr Total	0	0	0	1	0	0	0	4	0	0	0	13	0	0	0	16	34
08:00	0	0	0	1	0	0	0	0	0	0	0	0	0	0	0	7	8
08:15	0	0	0	1	0	0	0	2	0	0	0	5	0	0	0	0	8
08:30	0	0	0	2	0	0	0	0	0	0	0	4	0	0	0	1	7
08:45	0	0	0	1	0	0	0	1	0	0	0	3	0	0	0	4	9
Hr Total	0	0	0	5	0	0	0	3	0	0	0	12	0	0	0	12	32
----- * BREAK * -----																	
16:00	0	0	0	2	0	0	0	1	0	0	0	3	0	0	0	1	7
16:15	0	0	0	2	0	0	0	1	0	0	0	6	0	0	0	2	11
16:30	0	0	0	0	0	0	0	0	0	0	0	5	0	0	0	6	11
16:45	0	0	0	4	0	0	0	0	0	0	0	3	0	0	0	5	12
Hr Total	0	0	0	8	0	0	0	2	0	0	0	17	0	0	0	14	41
17:00	0	0	0	1	0	0	0	4	0	0	0	0	0	0	0	4	9
17:15	0	0	0	1	0	0	0	0	0	0	0	6	0	0	0	5	12
17:30	0	0	0	1	0	0	0	0	0	0	0	7	0	0	0	7	15
17:45	0	0	0	0	0	0	0	1	0	0	0	7	0	0	0	4	12
Hr Total	0	0	0	3	0	0	0	5	0	0	0	20	0	0	0	20	48

TOTAL	0	0	0	17	0	0	0	14	0	0	0	62	0	0	0	62	155

↑
North



Miami, Florida
February 12, 2009
drawn by: Luis Palomino
NOT Signalized

NE 8TH STREET & NE 1ST AVENUE
 MIAMI, FLORIDA
 COUNTED BY: MICHAEL MALONE
 SIGNALIZED

TRAFFIC SURVEY SPECIALISTS, INC.
 624 GARDENIA TERRACE
 DELRAY BEACH, FLORIDA 33444
 (561) 272-3255 FAX (561) 272-4381

Site Code : 00090010
 Start Date: 02/12/09
 File I.D. : 8STR1AVE
 Page : 1

LIGHT VEHICLES, HEAVY VEHICLES

Date	NE 1ST AVENUE From North				NE 8TH STREET From East				NE 1ST AVENUE From South				NE 8TH STREET From West				Total
	UTurn	Left	Thru	Right	UTurn	Left	Thru	Right	UTurn	Left	Thru	Right	UTurn	Left	Thru	Right	
02/12/09	-----																
07:00	0	0	0	0	0	0	3	2	0	1	70	1	0	11	17	0	105
07:15	0	0	0	0	0	0	4	2	0	2	96	1	0	9	26	0	140
07:30	0	0	0	0	0	0	7	3	0	3	88	1	0	13	16	0	131
07:45	0	0	0	0	0	0	17	1	0	3	98	4	0	11	26	0	160
Hr Total	0	0	0	0	0	0	31	8	0	9	352	7	0	44	85	0	536
08:00	0	0	0	0	0	0	18	3	0	1	85	4	0	12	29	0	152
08:15	0	0	0	0	0	0	4	3	0	3	122	4	1	18	25	0	180
08:30	0	0	0	0	0	0	10	3	0	1	113	1	0	19	29	0	176
08:45	0	0	0	0	0	0	9	3	0	5	111	1	0	15	36	0	180
Hr Total	0	0	0	0	0	0	41	12	0	10	431	10	1	64	119	0	688
----- * BREAK * -----																	
16:00	0	0	0	0	0	0	10	12	0	5	327	3	0	26	16	0	399
16:15	0	0	0	0	0	0	9	15	0	1	273	4	0	10	27	0	339
16:30	0	0	0	0	0	0	11	16	0	4	267	4	1	17	26	0	346
16:45	0	0	0	0	0	0	11	16	0	3	291	4	0	24	21	0	370
Hr Total	0	0	0	0	0	0	41	59	0	13	1158	15	1	77	90	0	1454
17:00	0	0	0	0	0	0	10	9	0	5	435	4	0	21	28	0	512
17:15	0	0	0	0	0	0	12	17	0	6	380	11	0	20	32	0	478
17:30	0	0	0	0	0	0	8	11	0	3	359	5	0	16	34	0	436
17:45	0	0	0	0	0	0	3	6	0	6	316	4	0	10	27	0	372
Hr Total	0	0	0	0	0	0	33	43	0	20	1490	24	0	67	121	0	1798

TOTAL	0	0	0	0	0	0	146	122	0	52	3431	56	2	252	415	0	4476

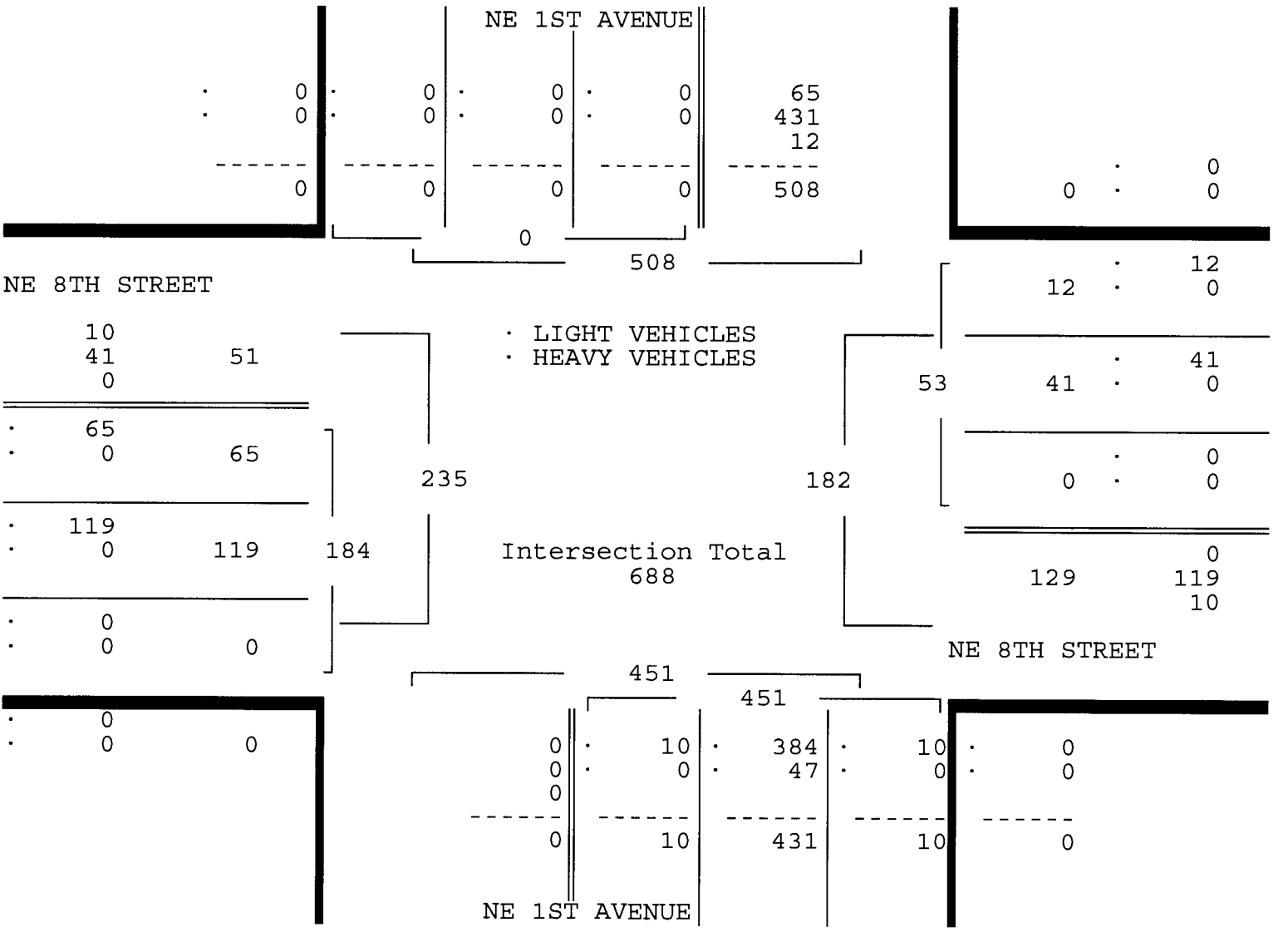
NE 8TH STREET & NE 1ST AVENUE
 MIAMI, FLORIDA
 COUNTED BY: MICHAEL MALONE
 SIGNALIZED

TRAFFIC SURVEY SPECIALISTS, INC.
 624 GARDENIA TERRACE
 DELRAY BEACH, FLORIDA 33444
 (561) 272-3255 FAX (561) 272-4381

Site Code : 00090010
 Start Date: 02/12/09
 File I.D. : 8STR1AVE
 Page : 2

LIGHT VEHICLES, HEAVY VEHICLES

NE 1ST AVENUE From North					NE 8TH STREET From East				NE 1ST AVENUE From South				NE 8TH STREET From West				Total		
UTurn	Left	Thru	Right		UTurn	Left	Thru	Right		UTurn	Left	Thru	Right		UTurn	Left		Thru	Right
Date 02/12/09																			
Peak Hour Analysis By Entire Intersection for the Period: 07:00 to 09:00 on 02/12/09																			
Peak start 08:00					08:00				08:00				08:00						
Volume	0	0	0	0	0	0	41	12		0	10	431	10		1	64	119	0	
Percent	0%	0%	0%	0%	0%	0%	77%	23%		0%	2%	96%	2%		1%	35%	65%	0%	
Pk total	0				53				451				184						
Highest	07:00				08:00				08:15				08:45						
Volume	0	0	0	0	0	0	18	3		0	3	122	4		0	15	36	0	
Hi total	0				21				129				51						
PHF	.0				.63				.87				.90						



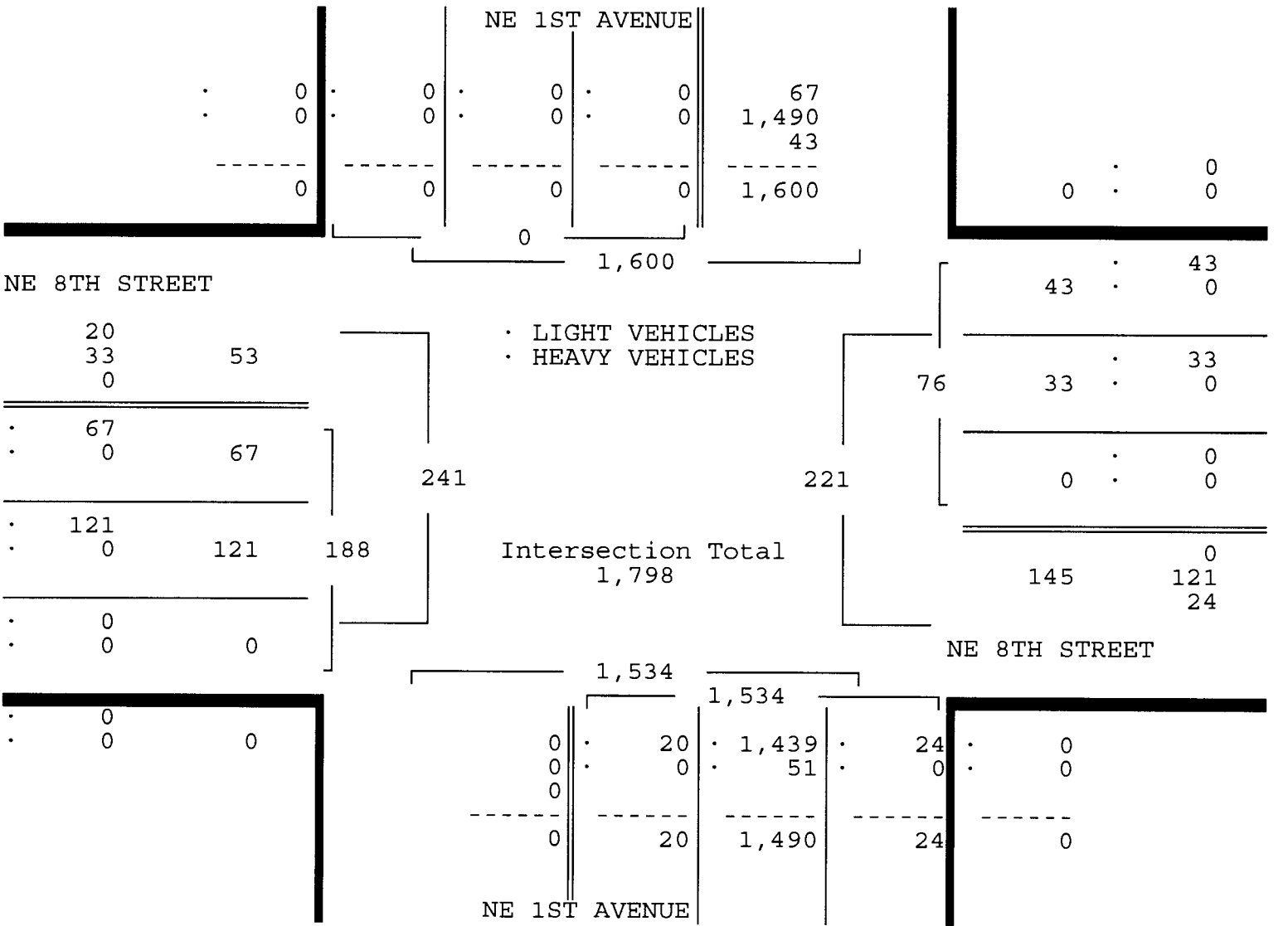
NE 8TH STREET & NE 1ST AVENUE
 MIAMI, FLORIDA
 COUNTED BY: MICHAEL MALONE
 SIGNALIZED

TRAFFIC SURVEY SPECIALISTS, INC.
 624 GARDENIA TERRACE
 DELRAY BEACH, FLORIDA 33444
 (561) 272-3255 FAX (561) 272-4381

Site Code : 00090010
 Start Date: 02/12/09
 File I.D. : 8STR1AVE
 Page : 3

LIGHT VEHICLES, HEAVY VEHICLES

NE 1ST AVENUE From North				NE 8TH STREET From East				NE 1ST AVENUE From South				NE 8TH STREET From West				Total
UTurn	Left	Thru	Right	UTurn	Left	Thru	Right	UTurn	Left	Thru	Right	UTurn	Left	Thru	Right	
Date 02/12/09																
Peak Hour Analysis By Entire Intersection for the Period: 16:00 to 18:00 on 02/12/09																
Peak start 17:00				17:00				17:00				17:00				
Volume	0	0	0	0	0	33	43	0	20	1490	24	0	67	121	0	
Percent	0%	0%	0%	0%	0%	43%	57%	0%	1%	97%	2%	0%	36%	64%	0%	
Pk total	0			76			1534			188						
Highest	07:00			17:15			17:00			17:15						
Volume	0	0	0	0	0	12	17	0	5	435	4	0	20	32	0	
Hi total	0			29			444			52						
PHF	.0			.66			.86			.90						



NE 8TH STREET & NE 1ST AVENUE
 MIAMI, FLORIDA
 COUNTED BY: MICHAEL MALONE
 SIGNALIZED

TRAFFIC SURVEY SPECIALISTS, INC.
 624 GARDENIA TERRACE
 DELRAY BEACH, FLORIDA 33444
 (561) 272-3255 FAX (561) 272-4381

Site Code : 00090010
 Start Date: 02/12/09
 File I.D. : 8STR1AVE
 Page : 1

HEAVY VEHICLES

Date	NE 1ST AVENUE From North				NE 8TH STREET From East				NE 1ST AVENUE From South				NE 8TH STREET From West				Total
	UTurn	Left	Thru	Right	UTurn	Left	Thru	Right	UTurn	Left	Thru	Right	UTurn	Left	Thru	Right	
02/12/09	-----																
07:00	0	0	0	0	0	0	0	0	0	0	7	0	0	0	0	0	7
07:15	0	0	0	0	0	0	0	0	0	0	13	0	0	0	1	0	14
07:30	0	0	0	0	0	0	0	0	0	0	13	0	0	0	0	0	13
07:45	0	0	0	0	0	0	0	0	0	0	9	0	0	0	0	0	9
Hr Total	0	0	0	0	0	0	0	0	0	0	42	0	0	0	1	0	43
08:00	0	0	0	0	0	0	0	0	0	0	11	0	0	0	0	0	11
08:15	0	0	0	0	0	0	0	0	0	0	13	0	0	0	0	0	13
08:30	0	0	0	0	0	0	0	0	0	0	15	0	0	0	0	0	15
08:45	0	0	0	0	0	0	0	0	0	0	8	0	0	0	0	0	8
Hr Total	0	0	0	0	0	0	0	0	0	0	47	0	0	0	0	0	47
----- * BREAK * -----																	
16:00	0	0	0	0	0	0	0	0	0	0	13	0	0	1	0	0	14
16:15	0	0	0	0	0	0	0	0	0	0	22	0	0	0	0	0	22
16:30	0	0	0	0	0	0	0	0	0	0	12	0	0	0	0	0	12
16:45	0	0	0	0	0	0	0	0	0	0	8	0	0	0	0	0	8
Hr Total	0	0	0	0	0	0	0	0	0	0	55	0	0	1	0	0	56
17:00	0	0	0	0	0	0	0	0	0	0	10	0	0	0	0	0	10
17:15	0	0	0	0	0	0	0	0	0	0	12	0	0	0	0	0	12
17:30	0	0	0	0	0	0	0	0	0	0	18	0	0	0	0	0	18
17:45	0	0	0	0	0	0	0	0	0	0	11	0	0	0	0	0	11
Hr Total	0	0	0	0	0	0	0	0	0	0	51	0	0	0	0	0	51

TOTAL	0	0	0	0	0	0	0	0	0	0	195	0	0	1	1	0	197

NE 8TH STREET & NE 1ST AVENUE
 MIAMI, FLORIDA
 COUNTED BY: MICHAEL MALONE
 SIGNALIZED

TRAFFIC SURVEY SPECIALISTS, INC.
 624 GARDENIA TERRACE
 DELRAY BEACH, FLORIDA 33444
 (561) 272-3255 FAX (561) 272-4381

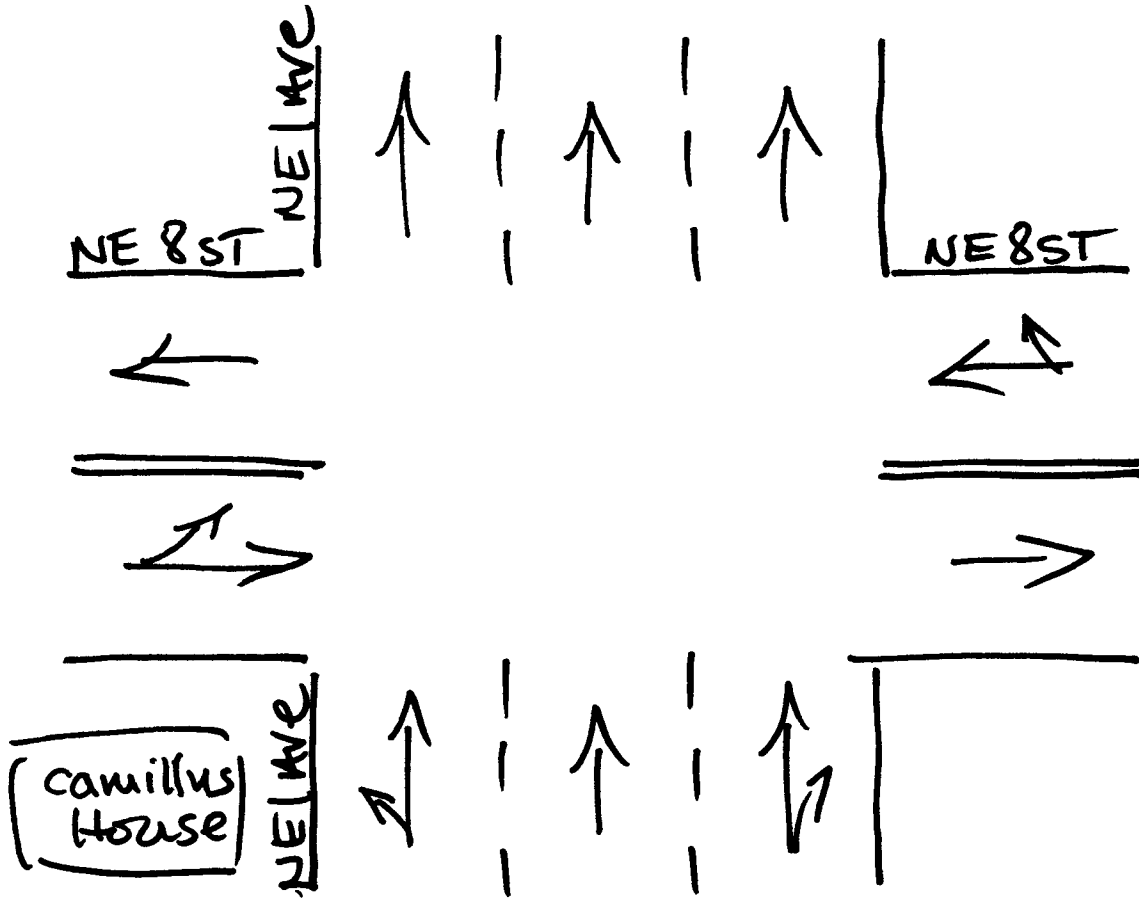
Site Code : 00090010
 Start Date: 02/12/09
 File I.D. : 8STR1AVE
 Page : 1

PEDESTRIANS

Date	NE 1ST AVENUE From North				NE 8TH STREET From East				NE 1ST AVENUE From South				NE 8TH STREET From West				Total
	Left	Thru	RIGHT	PEDS	Left	Thru	RIGHT	PEDS	Left	Thru	RIGHT	PEDS	Left	Thru	RIGHT	PEDS	
02/12/09	-----																
07:00	0	0	0	12	0	0	0	0	0	0	0	6	0	0	0	4	22
07:15	0	0	0	10	0	0	0	0	0	0	0	10	0	0	0	5	25
07:30	0	0	0	2	0	0	0	0	0	0	0	8	0	0	0	8	18
07:45	0	0	0	3	0	0	0	0	0	0	0	16	0	0	0	0	19
Hr Total	0	0	0	27	0	0	0	0	0	0	0	40	0	0	0	17	84
08:00	0	0	0	6	0	0	0	0	0	0	0	19	0	0	0	0	25
08:15	0	0	0	2	0	0	0	0	0	0	0	14	0	0	0	0	16
08:30	0	0	0	5	0	0	0	0	0	0	0	5	0	0	0	1	11
08:45	0	0	0	5	0	0	0	0	0	0	0	9	0	0	0	0	14
Hr Total	0	0	0	18	0	0	0	0	0	0	0	47	0	0	0	1	66
----- * BREAK * -----																	
16:00	0	0	0	3	0	0	0	0	0	0	0	9	0	0	0	6	18
16:15	0	0	0	3	0	0	0	2	0	0	0	14	0	0	0	15	34
16:30	0	0	0	2	0	0	0	2	0	0	0	13	0	0	0	10	27
16:45	0	0	0	7	0	0	0	1	0	0	0	6	0	0	0	23	37
Hr Total	0	0	0	15	0	0	0	5	0	0	0	42	0	0	0	54	116
17:00	0	0	0	5	0	0	0	2	0	0	0	7	0	0	0	4	18
17:15	0	0	0	2	0	0	0	3	0	0	0	12	0	0	0	5	22
17:30	0	0	0	11	0	0	0	4	0	0	0	16	0	0	0	4	35
17:45	0	0	0	4	0	0	0	3	0	0	0	23	0	0	0	8	38
Hr Total	0	0	0	22	0	0	0	12	0	0	0	58	0	0	0	21	113

TOTAL	0	0	0	82	0	0	0	17	0	0	0	187	0	0	0	93	379

↑
North



Miami, Florida
February 12, 2009
drawn by: Luis Palomino
signalized

NE 7TH STREET & NE 1ST AVENUE
 MIAMI, FLORIDA
 COUNTED BY: YANELIS MARQUEZ
 NOT SIGNALIZED

TRAFFIC SURVEY SPECIALISTS, INC.
 624 GARDENIA TERRACE
 DELRAY BEACH, FLORIDA 33444
 (561) 272-3255 FAX (561) 272-4381

Site Code : 00090010
 Start Date: 02/12/09
 File I.D. : 7STR_1AV
 Page : 1

LIGHT VEHICLES, HEAVY VEHICLES

Date 02/12/09	NE 1ST AVENUE From North				NE 7TH STREET From East				NE 1ST AVENUE From South				NE 7TH STREET From West				Total
	UTurn	Left	Thru	Right	UTurn	Left	Thru	Right	UTurn	Left	Thru	Right	UTurn	Left	Thru	Right	
07:00	0	0	0	0	0	0	0	1	0	1	75	2	0	1	14	0	94
07:15	0	0	0	0	0	0	3	2	0	0	93	2	0	2	13	0	115
07:30	0	0	0	0	0	0	3	0	0	0	90	2	0	2	12	0	109
07:45	0	0	0	0	0	0	2	1	0	0	98	2	0	2	6	0	111
Hr Total	0	0	0	0	0	0	8	4	0	1	356	8	0	7	45	0	429
08:00	0	0	0	0	0	0	1	2	0	0	87	7	0	2	3	0	102
08:15	0	0	0	0	0	0	9	2	0	1	126	12	0	0	4	0	154
08:30	0	0	0	0	0	0	1	0	0	1	113	6	0	0	2	0	123
08:45	0	0	0	0	0	0	1	4	0	1	113	1	0	5	3	0	128
Hr Total	0	0	0	0	0	0	12	8	0	3	439	26	0	7	12	0	507
* BREAK *																	
16:00	0	0	0	0	0	0	0	17	0	2	310	6	0	2	1	0	338
16:15	0	0	0	0	0	0	0	3	0	1	273	1	0	1	0	0	279
16:30	0	0	0	0	0	0	2	8	0	1	265	0	0	2	0	0	278
16:45	0	0	0	0	0	0	1	10	0	0	284	1	0	7	3	0	306
Hr Total	0	0	0	0	0	0	3	38	0	4	1132	8	0	12	4	0	1201
17:00	0	0	0	0	0	0	1	7	0	2	422	4	0	8	6	0	450
17:15	0	0	0	0	1	0	3	12	0	0	386	6	0	2	1	0	411
17:30	0	0	0	0	0	0	3	23	0	0	341	7	0	4	3	0	381
17:45	0	0	0	0	0	0	5	15	0	0	321	4	0	0	2	0	347
Hr Total	0	0	0	0	1	0	12	57	0	2	1470	21	0	14	12	0	1589
TOTAL	0	0	0	0	1	0	35	107	0	10	3397	63	0	40	73	0	3726

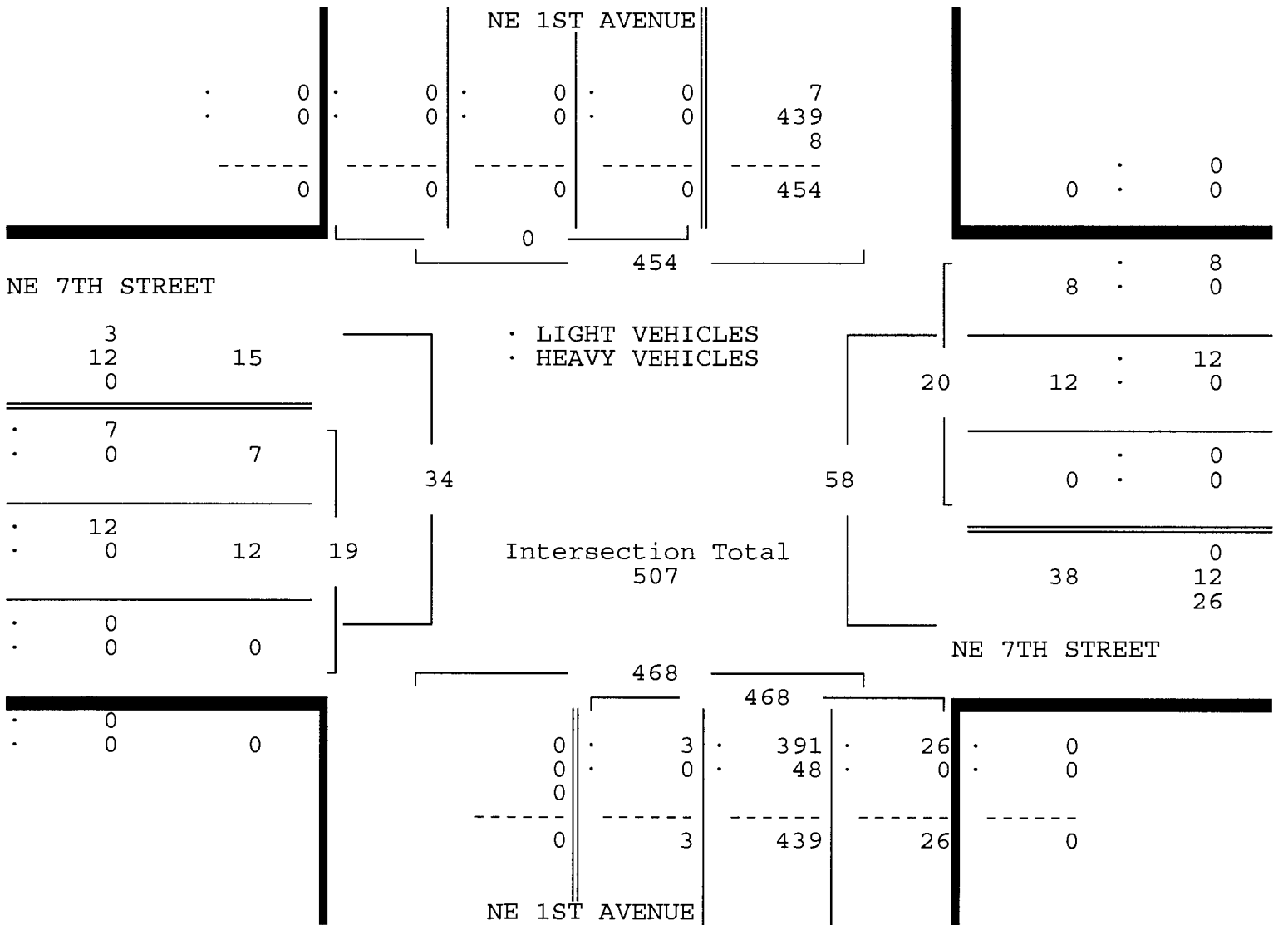
NE 7TH STREET & NE 1ST AVENUE
 MIAMI, FLORIDA
 COUNTED BY: YANELIS MARQUEZ
 NOT SIGNALIZED

TRAFFIC SURVEY SPECIALISTS, INC.
 624 GARDENIA TERRACE
 DELRAY BEACH, FLORIDA 33444
 (561) 272-3255 FAX (561) 272-4381

Site Code : 00090010
 Start Date: 02/12/09
 File I.D. : 7STR_1AV
 Page : 2

LIGHT VEHICLES, HEAVY VEHICLES

NE 1ST AVENUE From North					NE 7TH STREET From East				NE 1ST AVENUE From South				NE 7TH STREET From West				Total		
UTurn	Left	Thru	Right		UTurn	Left	Thru	Right		UTurn	Left	Thru	Right		UTurn	Left		Thru	Right
Date 02/12/09																			
Peak Hour Analysis By Entire Intersection for the Period: 07:00 to 09:00 on 02/12/09																			
Peak start 08:00					08:00				08:00				08:00						
Volume	0	0	0	0	0	0	12	8	0	3	439	26	0	7	12	0			
Percent	0%	0%	0%	0%	0%	0%	60%	40%	0%	1%	94%	6%	0%	37%	63%	0%			
Pk total	0				20				468				19						
Highest 07:00					08:15				08:15				08:45						
Volume	0	0	0	0	0	0	9	2	0	1	126	12	0	5	3	0			
Hi total	0				11				139				8						
PHF	.0				.45				.84				.59						



NE 7TH STREET & NE 1ST AVENUE
 MIAMI, FLORIDA
 COUNTED BY: YANELIS MARQUEZ
 NOT SIGNALIZED

TRAFFIC SURVEY SPECIALISTS, INC.
 624 GARDENIA TERRACE
 DELRAY BEACH, FLORIDA 33444
 (561) 272-3255 FAX (561) 272-4381

Site Code : 00090010
 Start Date: 02/12/09
 File I.D. : 7STR_1AV
 Page : 3

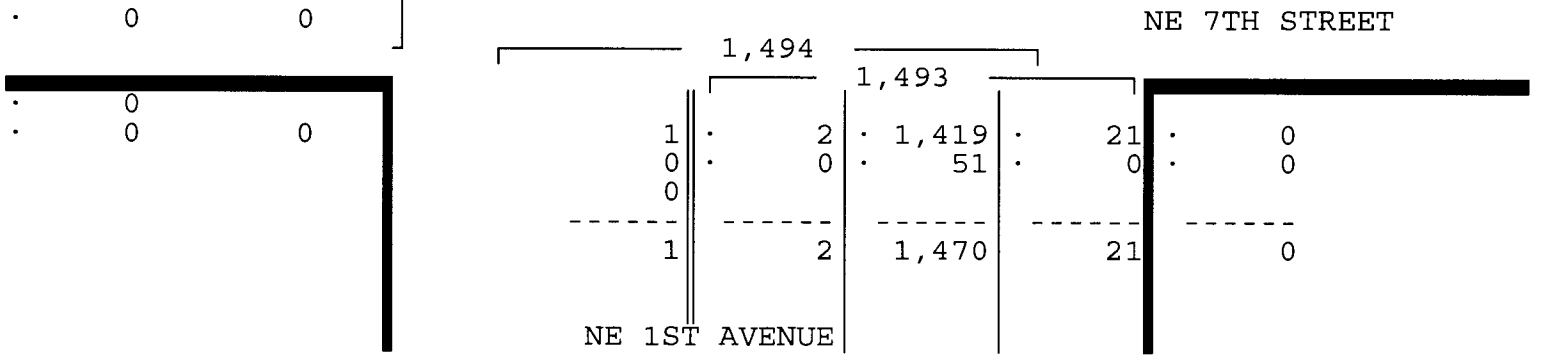
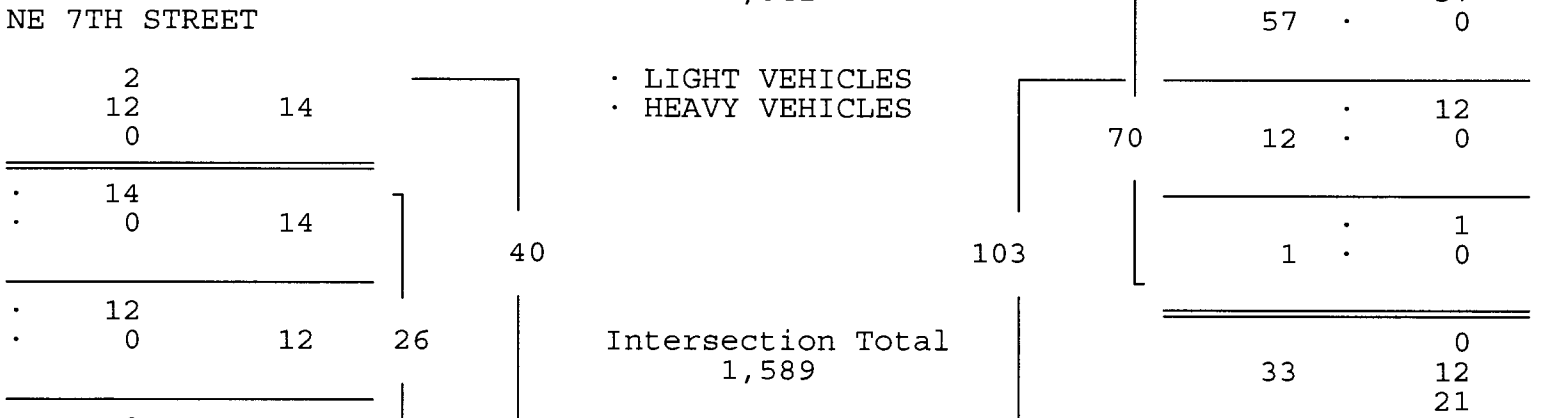
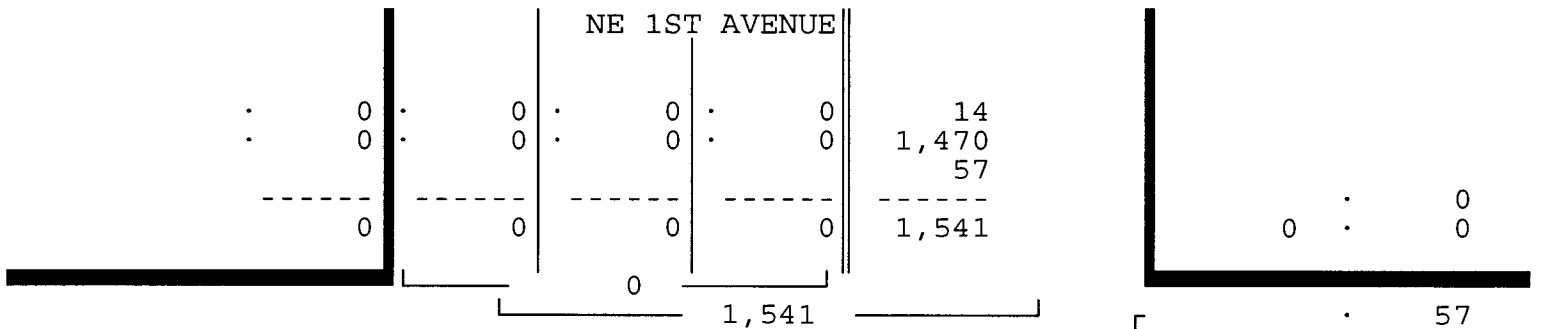
LIGHT VEHICLES, HEAVY VEHICLES

NE 1ST AVENUE From North				NE 7TH STREET From East				NE 1ST AVENUE From South				NE 7TH STREET From West				Total
UTurn	Left	Thru	Right	UTurn	Left	Thru	Right	UTurn	Left	Thru	Right	UTurn	Left	Thru	Right	

Date 02/12/09

Peak Hour Analysis By Entire Intersection for the Period: 16:00 to 18:00 on 02/12/09

Peak start 17:00				17:00				17:00				17:00				
Volume	0	0	0	0	1	0	12	57	0	2	1470	21	0	14	12	0
Percent	0%	0%	0%	0%	1%	0%	17%	81%	0%	0%	98%	1%	0%	54%	46%	0%
Pk total	0			70			1493			26						
Highest	07:00			17:30			17:00			17:00						
Volume	0	0	0	0	0	3	23	0	2	422	4	0	8	6	0	
Hi total	0			26			428			14						
PHF	.0			.67			.87			.46						



NE 7TH STREET & NE 1ST AVENUE
 MIAMI, FLORIDA
 COUNTED BY: YANELIS MARQUEZ
 NOT SIGNALIZED

TRAFFIC SURVEY SPECIALISTS, INC.
 624 GARDENIA TERRACE
 DELRAY BEACH, FLORIDA 33444
 (561) 272-3255 FAX (561) 272-4381

Site Code : 00090010
 Start Date: 02/12/09
 File I.D. : 7STR_1AV
 Page : 1

HEAVY VEHICLES

Date	NE 1ST AVENUE From North				NE 7TH STREET From East				NE 1ST AVENUE From South				NE 7TH STREET From West				Total
	UTurn	Left	Thru	Right	UTurn	Left	Thru	Right	UTurn	Left	Thru	Right	UTurn	Left	Thru	Right	
02/12/09	-----																
07:00	0	0	0	0	0	0	0	0	0	0	9	0	0	0	0	0	9
07:15	0	0	0	0	0	0	0	0	0	0	11	0	0	0	0	0	11
07:30	0	0	0	0	0	0	0	0	0	0	13	0	0	0	0	0	13
07:45	0	0	0	0	0	0	0	0	0	0	9	0	0	0	0	0	9
Hr Total	0	0	0	0	0	0	0	0	0	0	42	0	0	0	0	0	42
08:00	0	0	0	0	0	0	0	0	0	0	12	0	0	0	0	0	12
08:15	0	0	0	0	0	0	0	0	0	0	13	0	0	0	0	0	13
08:30	0	0	0	0	0	0	0	0	0	0	14	0	0	0	0	0	14
08:45	0	0	0	0	0	0	0	0	0	0	9	0	0	0	0	0	9
Hr Total	0	0	0	0	0	0	0	0	0	0	48	0	0	0	0	0	48
----- * BREAK * -----																	
16:00	0	0	0	0	0	0	0	0	0	0	13	0	0	0	0	0	13
16:15	0	0	0	0	0	0	0	0	0	0	21	0	0	0	0	0	21
16:30	0	0	0	0	0	0	0	0	0	0	12	0	0	0	0	0	12
16:45	0	0	0	0	0	0	0	0	0	0	8	0	0	0	0	0	8
Hr Total	0	0	0	0	0	0	0	0	0	0	54	0	0	0	0	0	54
17:00	0	0	0	0	0	0	0	0	0	0	10	0	0	0	0	0	10
17:15	0	0	0	0	0	0	0	0	0	0	12	0	0	0	0	0	12
17:30	0	0	0	0	0	0	0	0	0	0	18	0	0	0	0	0	18
17:45	0	0	0	0	0	0	0	0	0	0	11	0	0	0	0	0	11
Hr Total	0	0	0	0	0	0	0	0	0	0	51	0	0	0	0	0	51

TOTAL	0	0	0	0	0	0	0	0	0	0	195	0	0	0	0	0	195

NE 7TH STREET & NE 1ST AVENUE
 MIAMI, FLORIDA
 COUNTED BY: YANELIS MARQUEZ
 NOT SIGNALIZED

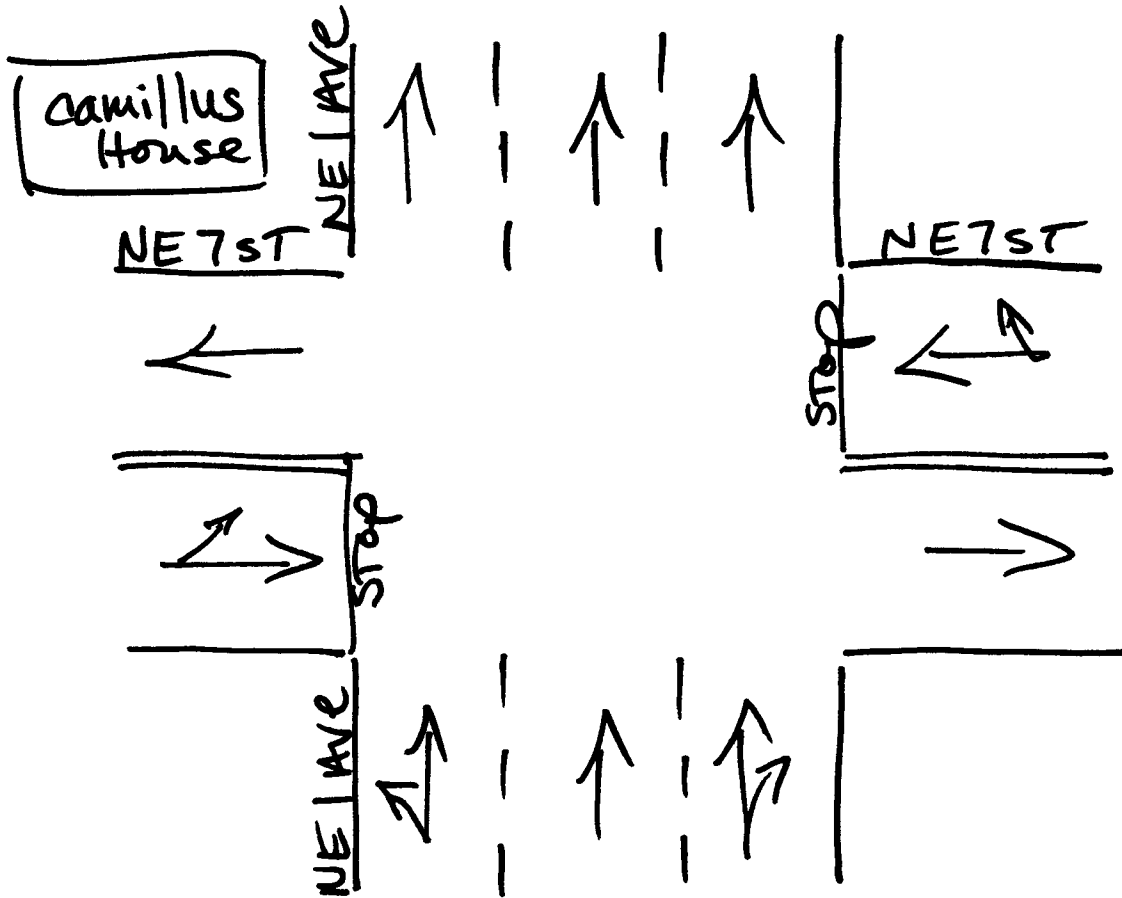
TRAFFIC SURVEY SPECIALISTS, INC.
 624 GARDENIA TERRACE
 DELRAY BEACH, FLORIDA 33444
 (561) 272-3255 FAX (561) 272-4381

Site Code : 00090010
 Start Date: 02/12/09
 File I.D. : 7STR_1AV
 Page : 1

PEDESTRIANS

Date 02/12/09	NE 1ST AVENUE From North				NE 7TH STREET From East				NE 1ST AVENUE From South				NE 7TH STREET From West				Total
	Left	Thru	RIGHT	PEDS	Left	Thru	RIGHT	PEDS	Left	Thru	RIGHT	PEDS	Left	Thru	RIGHT	PEDS	
07:00	0	0	0	1	0	0	0	0	0	0	0	3	0	0	0	4	8
07:15	0	0	0	0	0	0	0	2	0	0	0	0	0	0	0	11	13
07:30	0	0	0	1	0	0	0	1	0	0	0	2	0	0	0	14	18
07:45	0	0	0	0	0	0	0	1	0	0	0	2	0	0	0	20	23
Hr Total	0	0	0	2	0	0	0	4	0	0	0	7	0	0	0	49	62
08:00	0	0	0	0	0	0	0	0	0	0	0	0	0	0	0	8	8
08:15	0	0	0	1	0	0	0	1	0	0	0	1	0	0	0	5	8
08:30	0	0	0	1	0	0	0	5	0	0	0	1	0	0	0	7	14
08:45	0	0	0	3	0	0	0	4	0	0	0	0	0	0	0	8	15
Hr Total	0	0	0	5	0	0	0	10	0	0	0	2	0	0	0	28	45
* BREAK *																	
16:00	0	0	0	1	0	0	0	4	0	0	0	0	0	0	0	8	13
16:15	0	0	0	6	0	0	0	4	0	0	0	4	0	0	0	12	26
16:30	0	0	0	0	0	0	0	1	0	0	0	0	0	0	0	7	8
16:45	0	0	0	2	0	0	0	1	0	0	0	8	0	0	0	5	16
Hr Total	0	0	0	9	0	0	0	10	0	0	0	12	0	0	0	32	63
17:00	0	0	0	0	0	0	0	1	0	0	0	1	0	0	0	6	8
17:15	0	0	0	1	0	0	0	0	0	0	0	0	0	0	0	0	1
17:30	0	0	0	0	0	0	0	0	0	0	0	0	0	0	0	2	2
17:45	0	0	0	3	0	0	0	0	0	0	0	0	0	0	0	5	8
Hr Total	0	0	0	4	0	0	0	1	0	0	0	1	0	0	0	13	19
TOTAL	0	0	0	20	0	0	0	25	0	0	0	22	0	0	0	122	189

↑
North



Miami, Florida
February 12, 2009
drawn by: Luis Palomino
not signalized

NE 6TH STREET & NE 1ST AVENUE
 MIAMI, FLORIDA
 COUNTED BY: GIANCARLO JOHN
 SIGNALIZED

TRAFFIC SURVEY SPECIALISTS, INC.
 624 GARDENIA TERRACE
 DELRAY BEACH, FLORIDA 33444
 (561) 272-3255 FAX (561) 272-4381

Site Code : 00090010
 Start Date: 02/12/09
 File I.D. : 6STR_1AV
 Page : 1

LIGHT VEHICLES, HEAVY VEHICLES

Date	NE 1ST AVENUE From North				NE 6TH STREET From East				NE 1ST AVENUE From South				NE 6TH STREET From West				Total
	UTurn	Left	Thru	Right	UTurn	Left	Thru	Right	UTurn	Left	Thru	Right	UTurn	Left	Thru	Right	
02/12/09	-----																
07:00	0	0	0	0	0	0	16	27	0	11	50	0	0	0	0	0	104
07:15	0	0	0	0	0	0	18	29	0	11	69	0	0	0	0	0	127
07:30	0	0	0	0	0	0	18	26	0	13	66	0	0	0	0	0	123
07:45	0	0	0	0	0	0	32	40	0	13	65	0	0	0	0	0	150
Hr Total	0	0	0	0	0	0	84	122	0	48	250	0	0	0	0	0	504
08:00	0	0	0	0	0	0	20	38	0	16	58	0	0	0	0	0	132
08:15	0	0	0	0	0	0	22	47	0	17	92	0	0	0	0	0	178
08:30	0	0	0	0	0	0	27	33	0	13	92	0	0	0	0	0	165
08:45	0	0	0	0	0	0	23	43	0	12	72	0	0	0	0	0	150
Hr Total	0	0	0	0	0	0	92	161	0	58	314	0	0	0	0	0	625
----- * BREAK * -----																	
16:00	0	0	0	0	0	0	72	168	0	20	148	0	0	0	0	0	408
16:15	0	0	0	0	0	0	49	132	0	15	146	0	0	0	0	0	342
16:30	0	0	0	0	0	0	64	118	0	21	147	0	0	0	0	0	350
16:45	0	0	0	0	0	0	58	125	0	14	155	0	0	0	0	0	352
Hr Total	0	0	0	0	0	0	243	543	0	70	596	0	0	0	0	0	1452
17:00	0	0	0	0	0	0	85	198	0	15	226	0	0	0	0	0	524
17:15	0	0	0	0	0	0	71	204	0	23	180	0	0	0	0	0	478
17:30	0	0	0	0	0	0	65	154	0	8	190	0	0	0	0	0	417
17:45	0	0	0	0	0	0	75	130	0	20	186	0	0	0	0	0	411
Hr Total	0	0	0	0	0	0	296	686	0	66	782	0	0	0	0	0	1830
TOTAL	0	0	0	0	0	0	715	1512	0	242	1942	0	0	0	0	0	4411

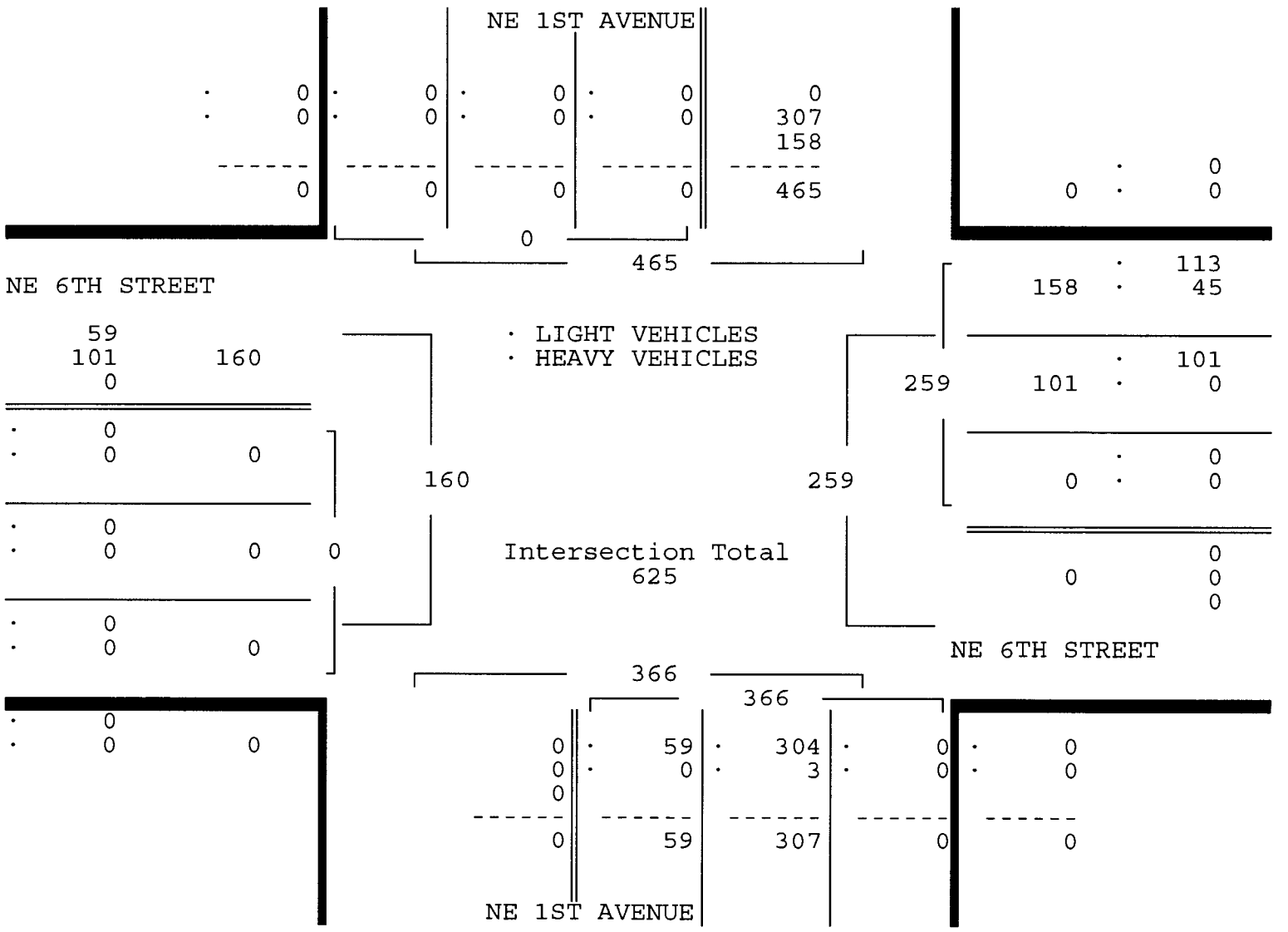
NE 6TH STREET & NE 1ST AVENUE
 MIAMI, FLORIDA
 COUNTED BY: GIANCARLO JOHN
 SIGNALIZED

TRAFFIC SURVEY SPECIALISTS, INC.
 624 GARDENIA TERRACE
 DELRAY BEACH, FLORIDA 33444
 (561) 272-3255 FAX (561) 272-4381

Site Code : 00090010
 Start Date: 02/12/09
 File I.D. : 6STR_1AV
 Page : 2

LIGHT VEHICLES, HEAVY VEHICLES

NE 1ST AVENUE From North					NE 6TH STREET From East				NE 1ST AVENUE From South				NE 6TH STREET From West				Total		
UTurn	Left	Thru	Right		UTurn	Left	Thru	Right		UTurn	Left	Thru	Right		UTurn	Left		Thru	Right
Date 02/12/09																			
Peak Hour Analysis By Entire Intersection for the Period: 07:00 to 09:00 on 02/12/09																			
Peak start 07:45					07:45				07:45				07:45						
Volume	0	0	0	0	0	0	101	158	0	59	307	0	0	0	0	0	0	0	0
Percent	0%	0%	0%	0%	0%	0%	39%	61%	0%	16%	84%	0%	0%	0%	0%	0%	0%	0%	0%
Pk total	0				259				366				0						
Highest	07:00				07:45				08:15				07:00						
Volume	0	0	0	0	0	0	32	40	0	17	92	0	0	0	0	0	0	0	0
Hi total	0				72				109				0						
PHF	.0				.90				.84				.0						



NE 6TH STREET & NE 1ST AVENUE
 MIAMI, FLORIDA
 COUNTED BY: GIANCARLO JOHN
 SIGNALIZED

TRAFFIC SURVEY SPECIALISTS, INC.
 624 GARDENIA TERRACE
 DELRAY BEACH, FLORIDA 33444
 (561) 272-3255 FAX (561) 272-4381

Site Code : 00090010
 Start Date: 02/12/09
 File I.D. : 6STR_1AV
 Page : 3

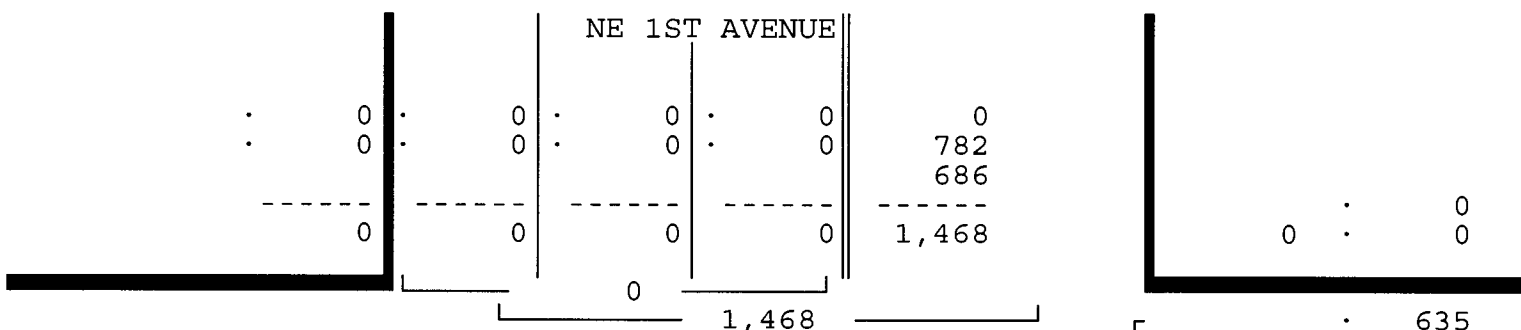
LIGHT VEHICLES, HEAVY VEHICLES

NE 1ST AVENUE From North				NE 6TH STREET From East				NE 1ST AVENUE From South				NE 6TH STREET From West				Total
UTurn	Left	Thru	Right	UTurn	Left	Thru	Right	UTurn	Left	Thru	Right	UTurn	Left	Thru	Right	

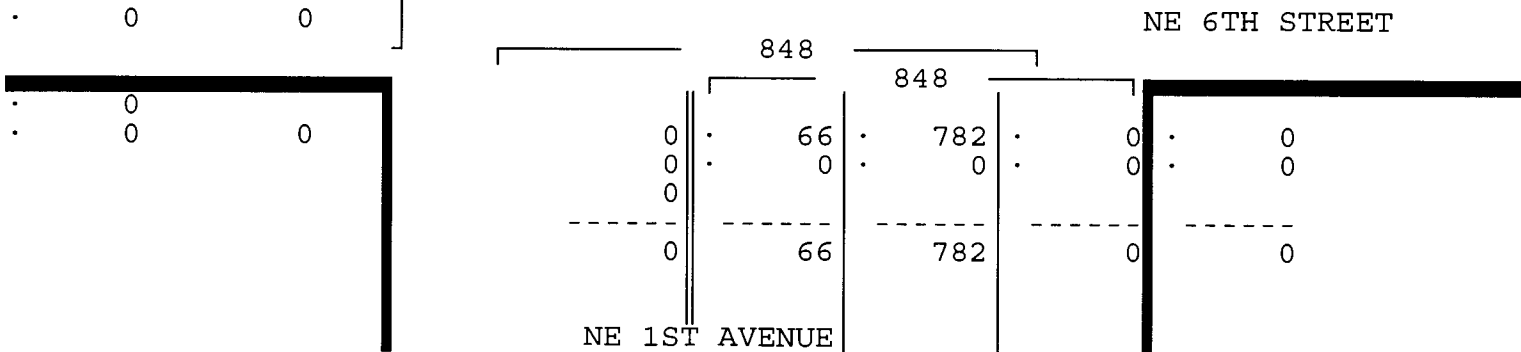
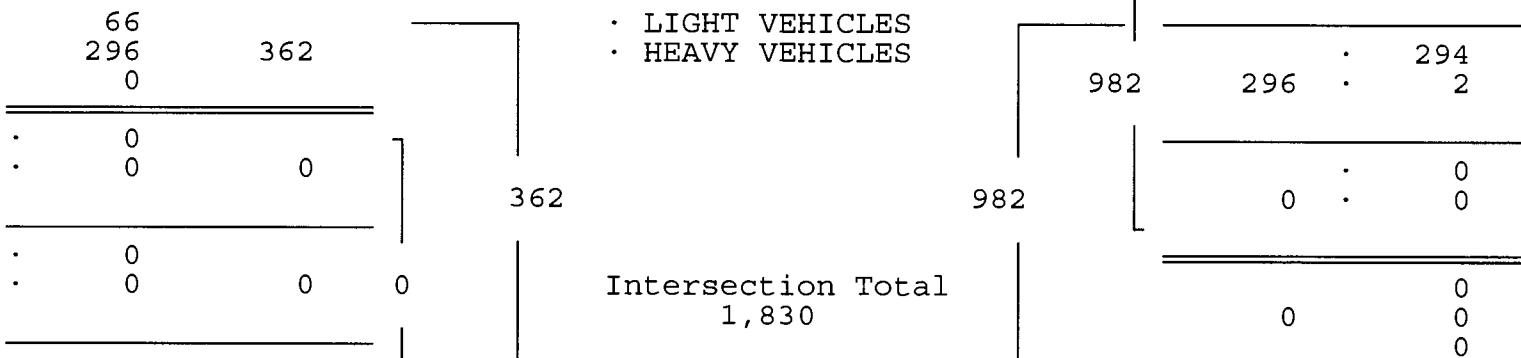
Date 02/12/09

Peak Hour Analysis By Entire Intersection for the Period: 16:00 to 18:00 on 02/12/09

Peak start 17:00				17:00				17:00				17:00			
Volume	0	0	0	0	0	296	686	0	66	782	0	0	0	0	0
Percent	0%	0%	0%	0%	0%	30%	70%	0%	8%	92%	0%	0%	0%	0%	0%
Pk total	0			982			848			0			0		
Highest	07:00			17:00			17:00			07:00			0		
Volume	0	0	0	0	0	85	198	0	15	226	0	0	0	0	0
Hi total	0			283			241			0			0		
PHF	.0			.87			.88			.0			.0		



NE 6TH STREET



NE 6TH STREET & NE 1ST AVENUE
 MIAMI, FLORIDA
 COUNTED BY: GIANCARLO JOHN
 SIGNALIZED

TRAFFIC SURVEY SPECIALISTS, INC.
 624 GARDENIA TERRACE
 DELRAY BEACH, FLORIDA 33444
 (561) 272-3255 FAX (561) 272-4381

Site Code : 00090010
 Start Date: 02/12/09
 File I.D. : 6STR_1AV
 Page : 1

HEAVY VEHICLES

Date	NE 1ST AVENUE From North				NE 6TH STREET From East				NE 1ST AVENUE From South				NE 6TH STREET From West				Total
	UTurn	Left	Thru	Right	UTurn	Left	Thru	Right	UTurn	Left	Thru	Right	UTurn	Left	Thru	Right	
02/12/09	-----																
07:00	0	0	0	0	0	0	0	9	0	0	0	0	0	0	0	0	9
07:15	0	0	0	0	0	0	0	11	0	0	0	0	0	0	0	0	11
07:30	0	0	0	0	0	0	0	12	0	0	1	0	0	0	0	0	13
07:45	0	0	0	0	0	0	0	7	0	0	3	0	0	0	0	0	10
Hr Total	0	0	0	0	0	0	0	39	0	0	4	0	0	0	0	0	43
08:00	0	0	0	0	0	0	0	12	0	0	0	0	0	0	0	0	12
08:15	0	0	0	0	0	0	0	14	0	0	0	0	0	0	0	0	14
08:30	0	0	0	0	0	0	0	12	0	0	0	0	0	0	0	0	12
08:45	0	0	0	0	0	0	1	9	0	0	1	0	0	0	0	0	11
Hr Total	0	0	0	0	0	0	1	47	0	0	1	0	0	0	0	0	49
----- * BREAK * -----																	
16:00	0	0	0	0	0	0	2	14	0	0	1	0	0	0	0	0	17
16:15	0	0	0	0	0	0	2	20	0	0	0	0	0	0	0	0	22
16:30	0	0	0	0	0	0	1	12	0	0	0	0	0	0	0	0	13
16:45	0	0	0	0	0	0	0	8	0	0	0	0	0	0	0	0	8
Hr Total	0	0	0	0	0	0	5	54	0	0	1	0	0	0	0	0	60
17:00	0	0	0	0	0	0	0	10	0	0	0	0	0	0	0	0	10
17:15	0	0	0	0	0	0	1	12	0	0	0	0	0	0	0	0	13
17:30	0	0	0	0	0	0	0	18	0	0	0	0	0	0	0	0	18
17:45	0	0	0	0	0	0	1	11	0	0	0	0	0	0	0	0	12
Hr Total	0	0	0	0	0	0	2	51	0	0	0	0	0	0	0	0	53

TOTAL	0	0	0	0	0	0	8	191	0	0	6	0	0	0	0	0	205

NE 6TH STREET & NE 1ST AVENUE
 MIAMI, FLORIDA
 COUNTED BY: GIANCARLO JOHN
 SIGNALIZED

TRAFFIC SURVEY SPECIALISTS, INC.
 624 GARDENIA TERRACE
 DELRAY BEACH, FLORIDA 33444
 (561) 272-3255 FAX (561) 272-4381

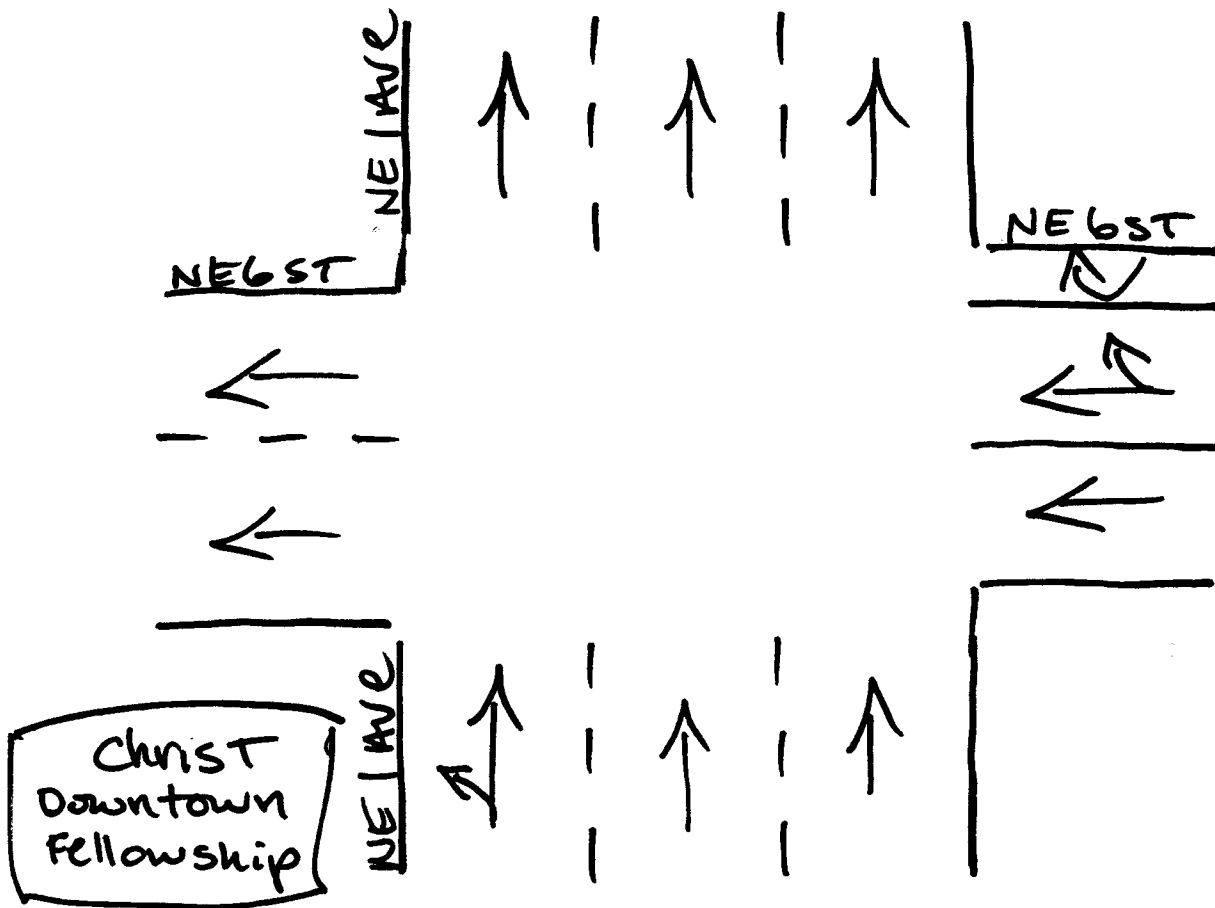
Site Code : 00090010
 Start Date: 02/12/09
 File I.D. : 6STR_1AV
 Page : 1

PEDESTRIANS

Date	NE 1ST AVENUE From North				NE 6TH STREET From East				NE 1ST AVENUE From South				NE 6TH STREET From West				Total
	Left	Thru	RIGHT	PEDS	Left	Thru	RIGHT	PEDS	Left	Thru	RIGHT	PEDS	Left	Thru	RIGHT	PEDS	
02/12/09	-----																
07:00	0	0	0	2	0	0	0	1	0	0	0	4	0	0	0	7	14
07:15	0	0	0	1	0	0	0	3	0	0	0	1	0	0	0	8	13
07:30	0	0	0	1	0	0	0	2	0	0	0	2	0	0	0	7	12
07:45	0	0	0	0	0	0	0	3	0	0	0	3	0	0	0	14	20
Hr Total	0	0	0	4	0	0	0	9	0	0	0	10	0	0	0	36	59
08:00	0	0	0	0	0	0	0	2	0	0	0	0	0	0	0	9	11
08:15	0	0	0	0	0	0	0	3	0	0	0	0	0	0	0	8	11
08:30	0	0	0	1	0	0	0	4	0	0	0	1	0	0	0	14	20
08:45	0	0	0	0	0	0	0	3	0	0	0	1	0	0	0	6	10
Hr Total	0	0	0	1	0	0	0	12	0	0	0	2	0	0	0	37	52
----- * BREAK * -----																	
16:00	0	0	0	0	0	0	0	3	0	0	0	2	0	0	0	11	16
16:15	0	0	0	0	0	0	0	4	0	0	0	2	0	0	0	17	23
16:30	0	0	0	0	0	0	0	4	0	0	0	0	0	0	0	10	14
16:45	0	0	0	6	0	0	0	3	0	0	0	0	0	0	0	13	22
Hr Total	0	0	0	6	0	0	0	14	0	0	0	4	0	0	0	51	75
17:00	0	0	0	0	0	0	0	1	0	0	0	0	0	0	0	7	8
17:15	0	0	0	0	0	0	0	2	0	0	0	2	0	0	0	3	7
17:30	0	0	0	0	0	0	0	1	0	0	0	2	0	0	0	7	10
17:45	0	0	0	0	0	0	0	3	0	0	0	0	0	0	0	10	13
Hr Total	0	0	0	0	0	0	0	7	0	0	0	4	0	0	0	27	38

TOTAL	0	0	0	11	0	0	0	42	0	0	0	20	0	0	0	151	224

↑
North



Miami, Florida
February 12, 2009
drawn by: Luis Palomino
Signalized

NE 5TH STREET & NE 1ST AVENUE
 MIAMI, FLORIDA
 COUNTED BY: MAURICE GOMEZ
 SIGNALIZED

TRAFFIC SURVEY SPECIALISTS, INC.
 624 GARDENIA TERRACE
 DELRAY BEACH, FLORIDA 33444
 (561) 272-3255 FAX (561) 272-4381

Site Code : 00090010
 Start Date: 02/18/09
 File I.D. : 5STR1AVE
 Page : 1

LIGHT VEHICLES, HEAVY VEHICLES

Date	NE 1ST AVENUE From North				NE 5TH STREET From East				NE 1ST AVENUE From South				NE 5TH STREET From West				Total
	UTurn	Left	Thru	Right	UTurn	Left	Thru	Right	UTurn	Left	Thru	Right	UTurn	Left	Thru	Right	
02/18/09	-----																
07:00	0	0	0	0	0	0	0	0	0	0	53	28	0	10	132	0	223
07:15	0	0	0	0	0	0	0	0	0	0	81	31	0	9	137	0	258
07:30	0	0	0	0	0	0	0	0	0	0	76	45	0	10	220	0	351
07:45	0	0	0	0	0	0	0	0	0	0	82	47	0	5	246	0	380
Hr Total	0	0	0	0	0	0	0	0	0	0	292	151	0	34	735	0	1212
08:00	0	0	0	0	0	0	0	0	0	0	75	46	0	13	203	0	337
08:15	0	0	0	0	0	0	0	0	0	0	63	45	0	16	161	0	285
08:30	0	0	0	0	0	0	0	0	0	0	76	58	0	12	208	0	354
08:45	0	0	0	0	0	0	0	0	0	0	83	55	0	17	235	0	390
Hr Total	0	0	0	0	0	0	0	0	0	0	297	204	0	58	807	0	1366

* BREAK *																	

16:00	0	0	0	0	0	0	0	0	0	0	113	28	0	42	75	0	258
16:15	0	0	0	0	0	0	0	0	0	0	103	17	0	32	65	0	217
16:30	0	0	0	0	0	0	0	0	0	0	111	30	0	38	79	0	258
16:45	0	0	0	0	0	0	0	0	0	0	127	39	0	35	73	0	274
Hr Total	0	0	0	0	0	0	0	0	0	0	454	114	0	147	292	0	1007
17:00	0	0	0	0	0	0	0	0	0	0	155	55	0	45	126	0	381
17:15	0	0	0	0	0	0	0	0	0	0	181	76	0	37	158	0	452
17:30	0	0	0	0	0	0	0	0	0	0	159	64	0	43	132	0	398
17:45	0	0	0	0	0	0	0	0	0	0	130	47	0	43	129	0	349
Hr Total	0	0	0	0	0	0	0	0	0	0	625	242	0	168	545	0	1580

TOTAL	0	0	0	0	0	0	0	0	0	0	1668	711	0	407	2379	0	5165

NE 5TH STREET & NE 1ST AVENUE
 MIAMI, FLORIDA
 COUNTED BY: MAURICE GOMEZ
 SIGNALIZED

TRAFFIC SURVEY SPECIALISTS, INC.
 624 GARDENIA TERRACE
 DELRAY BEACH, FLORIDA 33444
 (561) 272-3255 FAX (561) 272-4381

Site Code : 00090010
 Start Date: 02/18/09
 File I.D. : 5STR1AVE
 Page : 2

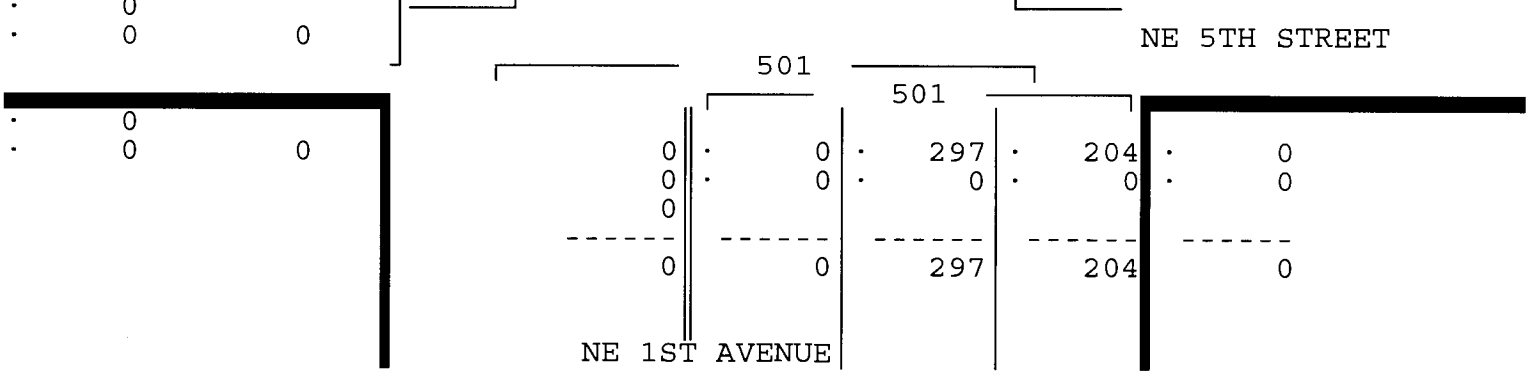
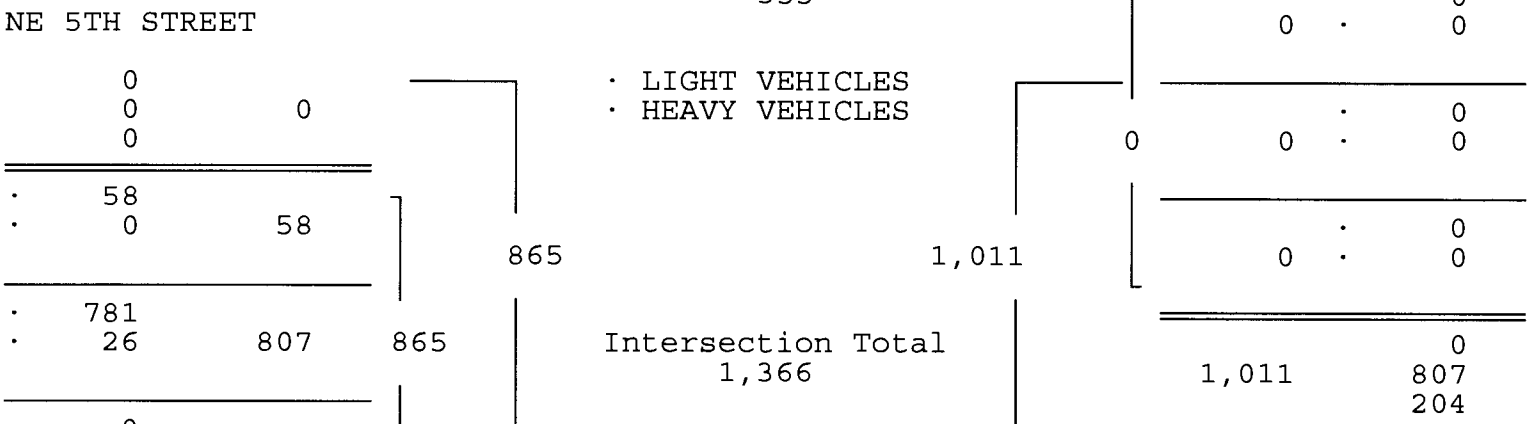
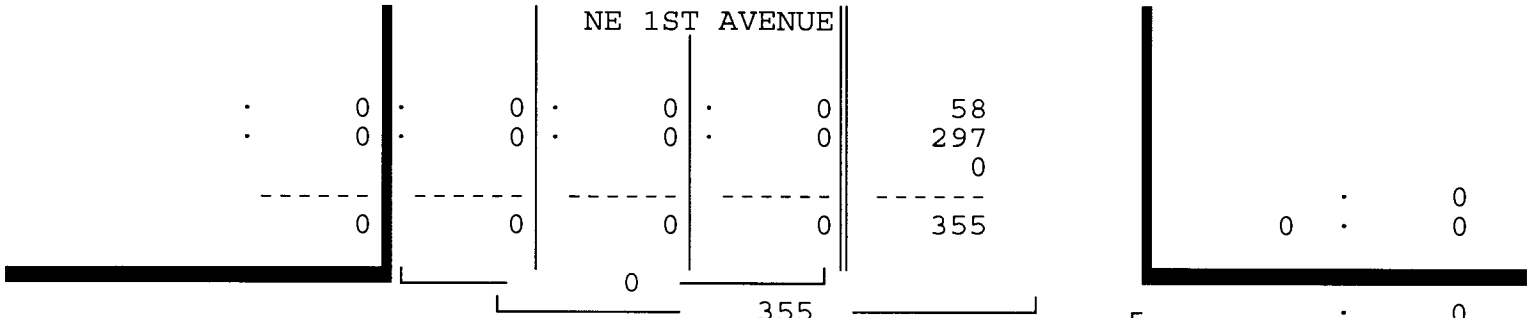
LIGHT VEHICLES, HEAVY VEHICLES

NE 1ST AVENUE From North				NE 5TH STREET From East				NE 1ST AVENUE From South				NE 5TH STREET From West				Total
UTurn	Left	Thru	Right	UTurn	Left	Thru	Right	UTurn	Left	Thru	Right	UTurn	Left	Thru	Right	

Date 02/18/09

Peak Hour Analysis By Entire Intersection for the Period: 07:00 to 09:00 on 02/18/09

Peak start	08:00				08:00				08:00							
Volume	0	0	0	0	0	0	0	0	0	0	297	204	0	58	807	0
Percent	0%	0%	0%	0%	0%	0%	0%	0%	0%	0%	59%	41%	0%	7%	93%	0%
Pk total	0				0				501				865			
Highest	07:00				07:00				08:45				08:45			
Volume	0	0	0	0	0	0	0	0	0	0	83	55	0	17	235	0
Hi total	0				0				138				252			
PHF	.0				.0				.91				.86			



NE 5TH STREET & NE 1ST AVENUE
 MIAMI, FLORIDA
 COUNTED BY: MAURICE GOMEZ
 SIGNALIZED

TRAFFIC SURVEY SPECIALISTS, INC.
 624 GARDENIA TERRACE
 DELRAY BEACH, FLORIDA 33444
 (561) 272-3255 FAX (561) 272-4381

Site Code : 00090010
 Start Date: 02/18/09
 File I.D. : 5STR1AVE
 Page : 3

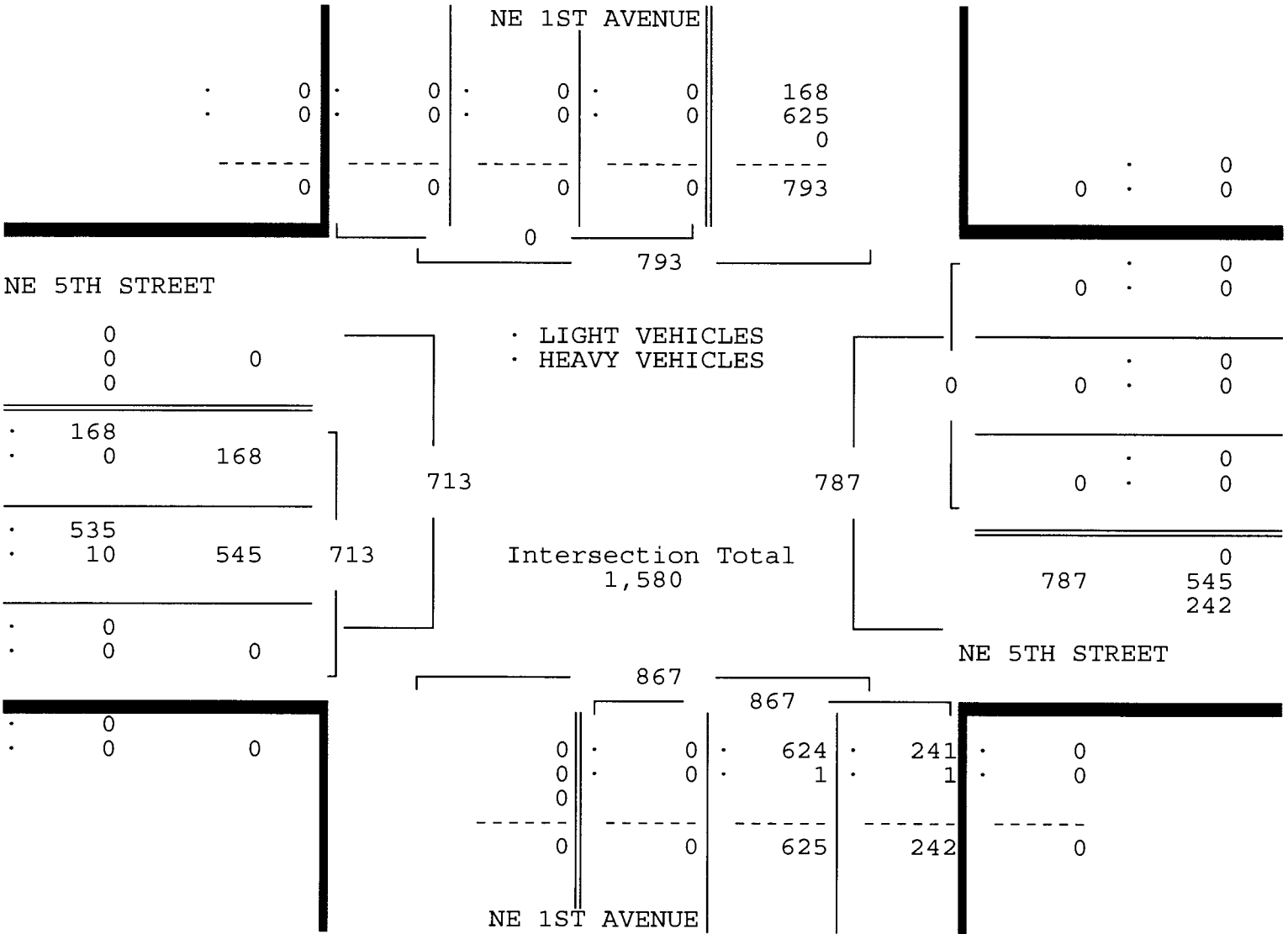
LIGHT VEHICLES, HEAVY VEHICLES

NE 1ST AVENUE From North				NE 5TH STREET From East				NE 1ST AVENUE From South				NE 5TH STREET From West				Total
UTurn	Left	Thru	Right	UTurn	Left	Thru	Right	UTurn	Left	Thru	Right	UTurn	Left	Thru	Right	

Date 02/18/09

Peak Hour Analysis By Entire Intersection for the Period: 16:00 to 18:00 on 02/18/09

Peak start 17:00				17:00				17:00							
Volume	0	0	0	0	0	0	0	0	0	625	242	0	168	545	0
Percent	0%	0%	0%	0%	0%	0%	0%	0%	0%	72%	28%	0%	24%	76%	0%
Pk total	0			0			867			713			0		
Highest	07:00			07:00			17:15			17:15			0		
Volume	0	0	0	0	0	0	0	0	0	181	76	0	37	158	0
Hi total	0			0			257			195			0		
PHF	.0			.0			.84			.91			0		



NE 5TH STREET & NE 1ST AVENUE
 MIAMI, FLORIDA
 COUNTED BY: MAURICE GOMEZ
 SIGNALIZED

TRAFFIC SURVEY SPECIALISTS, INC.
 624 GARDENIA TERRACE
 DELRAY BEACH, FLORIDA 33444
 (561) 272-3255 FAX (561) 272-4381

Site Code : 00090010
 Start Date: 02/18/09
 File I.D. : 5STR1AVE
 Page : 1

HEAVY VEHICLES

Date	NE 1ST AVENUE From North				NE 5TH STREET From East				NE 1ST AVENUE From South				NE 5TH STREET From West				Total
	UTurn	Left	Thru	Right	UTurn	Left	Thru	Right	UTurn	Left	Thru	Right	UTurn	Left	Thru	Right	
02/18/09	-----																
07:00	0	0	0	0	0	0	0	0	0	0	0	0	0	0	5	0	5
07:15	0	0	0	0	0	0	0	0	0	0	0	0	0	0	7	0	7
07:30	0	0	0	0	0	0	0	0	0	0	0	0	0	0	7	0	7
07:45	0	0	0	0	0	0	0	0	0	0	0	0	0	1	5	0	6
Hr Total	0	0	0	0	0	0	0	0	0	0	0	0	0	1	24	0	25
08:00	0	0	0	0	0	0	0	0	0	0	0	0	0	0	11	0	11
08:15	0	0	0	0	0	0	0	0	0	0	0	0	0	0	6	0	6
08:30	0	0	0	0	0	0	0	0	0	0	0	0	0	0	4	0	4
08:45	0	0	0	0	0	0	0	0	0	0	0	0	0	0	5	0	5
Hr Total	0	0	0	0	0	0	0	0	0	0	0	0	0	0	26	0	26
----- * BREAK * -----																	
16:00	0	0	0	0	0	0	0	0	0	0	0	0	0	0	1	0	1
16:15	0	0	0	0	0	0	0	0	0	0	1	0	0	0	1	0	2
16:30	0	0	0	0	0	0	0	0	0	0	0	0	0	0	2	0	2
16:45	0	0	0	0	0	0	0	0	0	0	0	0	0	0	4	0	4
Hr Total	0	0	0	0	0	0	0	0	0	0	1	0	0	0	8	0	9
17:00	0	0	0	0	0	0	0	0	0	0	0	1	0	0	1	0	2
17:15	0	0	0	0	0	0	0	0	0	0	0	0	0	0	4	0	4
17:30	0	0	0	0	0	0	0	0	0	0	0	0	0	0	1	0	1
17:45	0	0	0	0	0	0	0	0	0	0	1	0	0	0	4	0	5
Hr Total	0	0	0	0	0	0	0	0	0	0	1	1	0	0	10	0	12

TOTAL	0	0	0	0	0	0	0	0	0	0	2	1	0	1	68	0	72

NE 5TH STREET & NE 1ST AVENUE
 MIAMI, FLORIDA
 COUNTED BY: MAURICE GOMEZ
 SIGNALIZED

TRAFFIC SURVEY SPECIALISTS, INC.
 624 GARDENIA TERRACE
 DELRAY BEACH, FLORIDA 33444
 (561) 272-3255 FAX (561) 272-4381

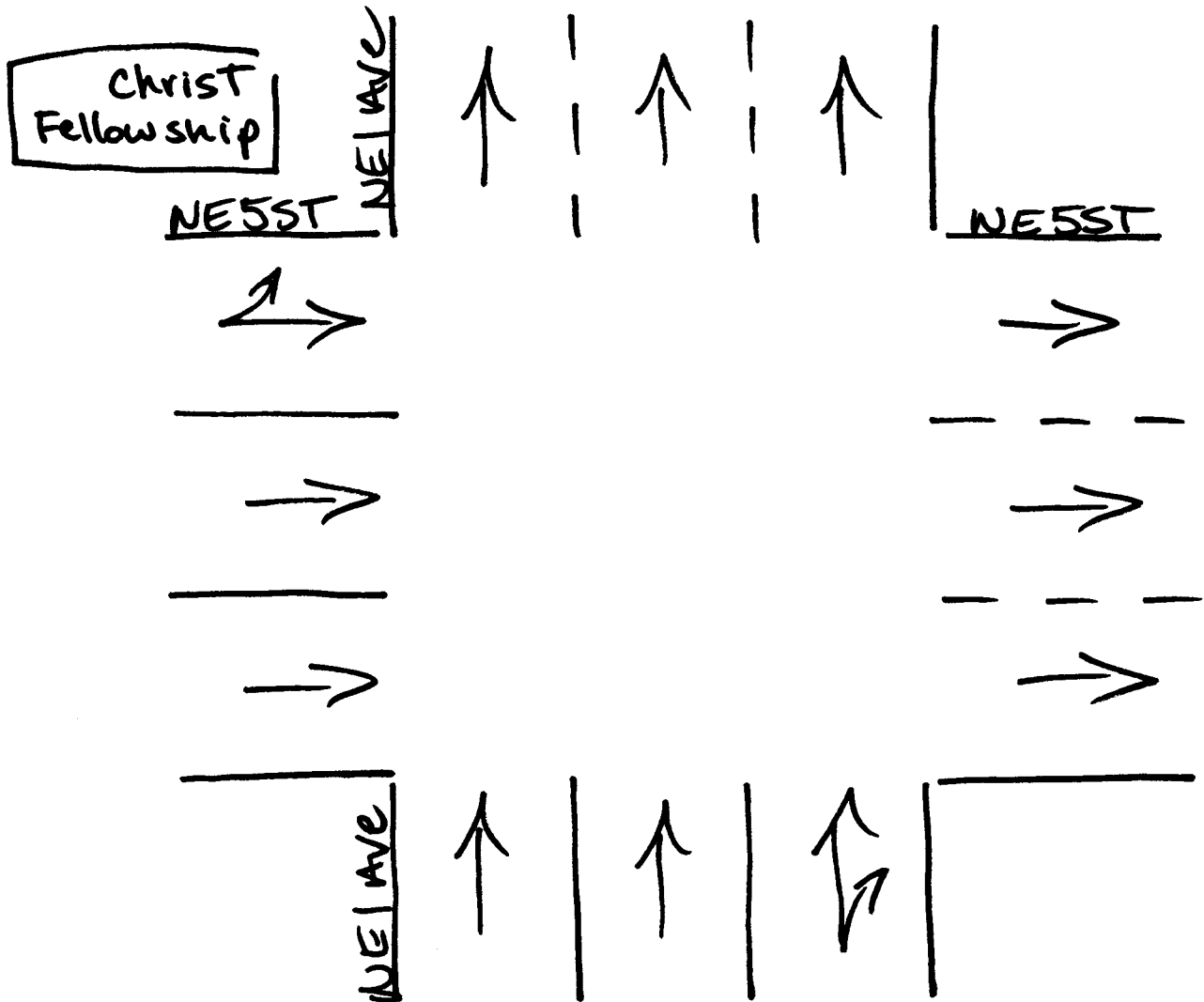
Site Code : 00090010
 Start Date: 02/18/09
 File I.D. : 5STR1AVE
 Page : 1

PEDESTRIANS

Date	NE 1ST AVENUE From North				NE 5TH STREET From East				NE 1ST AVENUE From South				NE 5TH STREET From West				Total
	Left	Thru	RIGHT	PEDS	Left	Thru	RIGHT	PEDS	Left	Thru	RIGHT	PEDS	Left	Thru	RIGHT	PEDS	
02/18/09	-----																
07:00	0	0	0	1	0	0	0	1	0	0	0	15	0	0	0	7	24
07:15	0	0	0	2	0	0	0	7	0	0	0	9	0	0	0	12	30
07:30	0	0	0	0	0	0	0	9	0	0	0	10	0	0	0	8	27
07:45	0	0	0	2	0	0	0	2	0	0	0	7	0	0	0	7	18
Hr Total	0	0	0	5	0	0	0	19	0	0	0	41	0	0	0	34	99
08:00	0	0	0	0	0	0	0	1	0	0	0	12	0	0	0	15	28
08:15	0	0	0	2	0	0	0	3	0	0	0	6	0	0	0	9	20
08:30	0	0	0	1	0	0	0	4	0	0	0	2	0	0	0	12	19
08:45	0	0	0	1	0	0	0	9	0	0	0	8	0	0	0	9	27
Hr Total	0	0	0	4	0	0	0	17	0	0	0	28	0	0	0	45	94
----- * BREAK * -----																	
16:00	0	0	0	2	0	0	0	1	0	0	0	4	0	0	0	18	25
16:15	0	0	0	4	0	0	0	7	0	0	0	8	0	0	0	17	36
16:30	0	0	0	2	0	0	0	3	0	0	0	5	0	0	0	9	19
16:45	0	0	0	4	0	0	0	5	0	0	0	6	0	0	0	12	27
Hr Total	0	0	0	12	0	0	0	16	0	0	0	23	0	0	0	56	107
17:00	0	0	0	1	0	0	0	2	0	0	0	10	0	0	0	16	29
17:15	0	0	0	6	0	0	0	1	0	0	0	3	0	0	0	3	13
17:30	0	0	0	5	0	0	0	5	0	0	0	10	0	0	0	19	39
17:45	0	0	0	1	0	0	0	4	0	0	0	14	0	0	0	23	42
Hr Total	0	0	0	13	0	0	0	12	0	0	0	37	0	0	0	61	123

TOTAL	0	0	0	34	0	0	0	64	0	0	0	129	0	0	0	196	423

↑
North



Miami, Florida
February 18, 2009
drawn by: Luis Palomino
Signalized

NE/NW 14TH STREET & N MIAMI AVENUE
 MIAMI, FLORIDA
 COUNTED BY: LEONA PASS
 SIGNALIZED WITH STOP

TRAFFIC SURVEY SPECIALISTS, INC.
 624 GARDENIA TERRACE
 DELRAY BEACH, FLORIDA 33444
 (561) 272-3255 FAX (561) 272-4381

Site Code : 00090010
 Start Date: 02/18/09
 File I.D. : 14STMIAM
 Page : 1

LIGHT VEHICLES, HEAVY VEHICLES

Date	N MIAMI AVENUE From North				NE 14TH STREET From East				N MIAMI AVENUE From South				NW 14TH STREET From West				Total
	UTurn	Left	Thru	Right	UTurn	Left	Thru	Right	UTurn	Left	Thru	Right	UTurn	Left	Thru	Right	
02/18/09	-----																
07:00	0	13	49	16	0	2	22	0	0	0	0	0	0	0	20	7	129
07:15	0	13	80	16	0	1	26	0	0	0	0	0	0	0	38	7	181
07:30	0	16	128	23	0	2	30	0	0	0	0	0	0	0	42	8	249
07:45	0	23	169	18	0	3	31	0	0	0	0	0	0	0	40	14	298
Hr Total	0	65	426	73	0	8	109	0	0	0	0	0	0	0	140	36	857
08:00	0	29	165	19	0	6	34	0	0	0	0	0	0	0	46	4	303
08:15	0	19	173	16	0	1	35	0	0	0	0	0	0	0	37	11	292
08:30	0	27	185	24	0	3	35	0	0	0	0	0	0	0	38	7	319
08:45	0	23	195	22	0	5	32	0	0	0	0	0	0	0	38	12	327
Hr Total	0	98	718	81	0	15	136	0	0	0	0	0	0	0	159	34	1241
----- * BREAK * -----																	
16:00	0	16	67	16	0	3	26	0	0	0	0	0	0	0	59	4	191
16:15	0	21	43	15	0	1	39	0	0	0	0	0	0	0	43	6	168
16:30	0	27	66	15	0	0	31	0	0	0	0	0	0	0	65	7	211
16:45	0	6	40	21	0	0	34	0	0	0	0	0	0	0	54	4	159
Hr Total	0	70	216	67	0	4	130	0	0	0	0	0	0	0	221	21	729
17:00	0	13	57	17	0	2	30	0	0	0	0	0	0	0	52	10	181
17:15	0	15	68	22	0	0	28	0	0	0	0	0	0	0	48	12	193
17:30	0	17	51	12	0	0	31	0	0	0	0	0	0	0	50	7	168
17:45	0	19	48	12	0	0	30	0	0	0	0	0	0	0	39	3	151
Hr Total	0	64	224	63	0	2	119	0	0	0	0	0	0	0	189	32	693

TOTAL	0	297	1584	284	0	29	494	0	0	0	0	0	0	0	709	123	3520

NE/NW 14TH STREET & N MIAMI AVENUE
 MIAMI, FLORIDA
 COUNTED BY: LEONA PASS
 SIGNALIZED WITH STOP

TRAFFIC SURVEY SPECIALISTS, INC.
 624 GARDENIA TERRACE
 DELRAY BEACH, FLORIDA 33444
 (561) 272-3255 FAX (561) 272-4381

Site Code : 00090010
 Start Date: 02/18/09
 File I.D. : 14STMIAM
 Page : 2

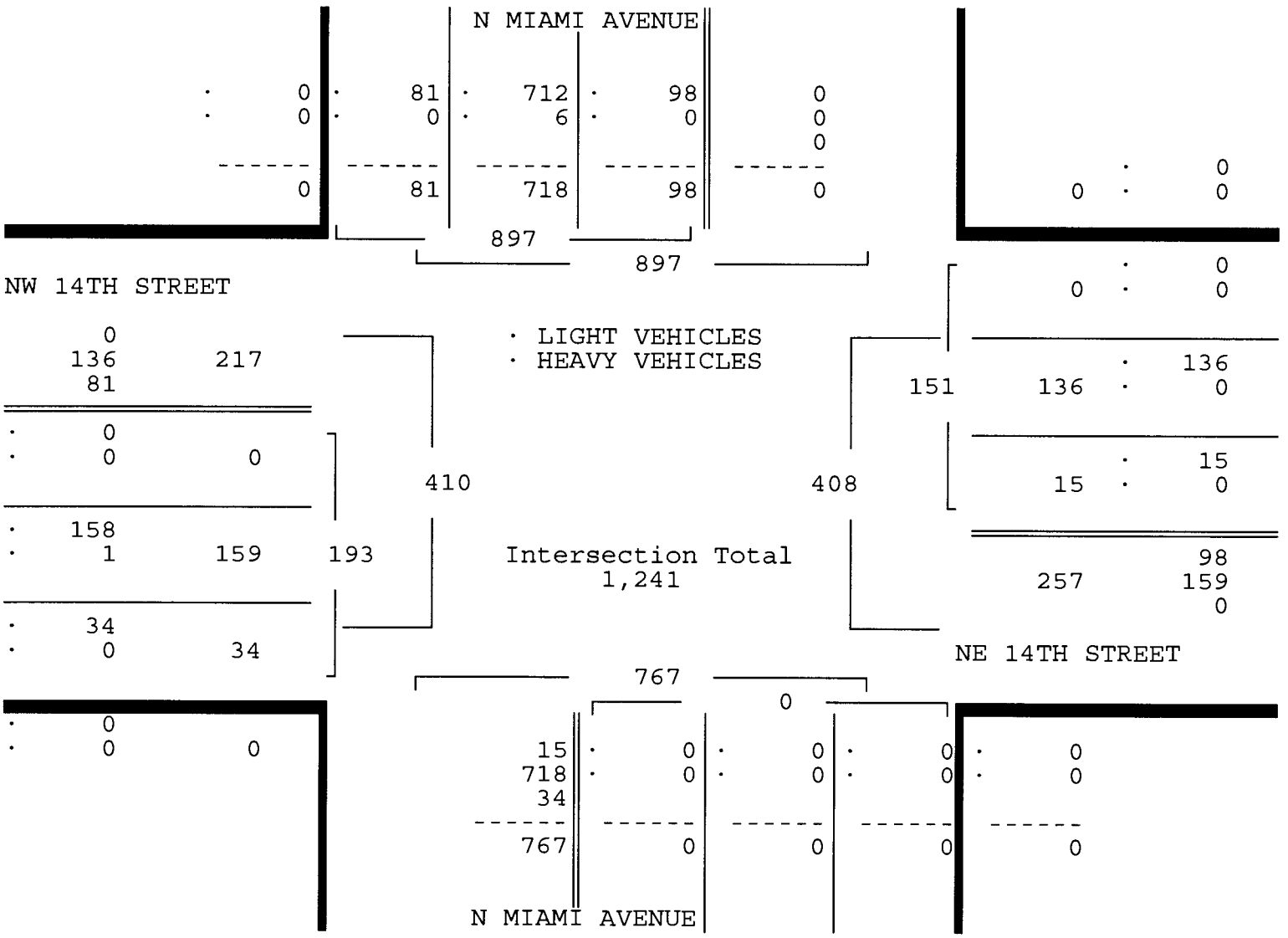
LIGHT VEHICLES, HEAVY VEHICLES

N MIAMI AVENUE From North				NE 14TH STREET From East				N MIAMI AVENUE From South				NW 14TH STREET From West				Total
UTurn	Left	Thru	Right	UTurn	Left	Thru	Right	UTurn	Left	Thru	Right	UTurn	Left	Thru	Right	

Date 02/18/09

Peak Hour Analysis By Entire Intersection for the Period: 07:00 to 09:00 on 02/18/09

Peak start	08:00				08:00				08:00				08:00			
Volume	0	98	718	81	0	15	136	0	0	0	0	0	0	159	34	
Percent	0%	11%	80%	9%	0%	10%	90%	0%	0%	0%	0%	0%	0%	82%	18%	
Pk total	897				151				0				193			
Highest	08:45				08:00				07:00				08:00			
Volume	0	23	195	22	0	6	34	0	0	0	0	0	0	46	4	
Hi total	240				40				0				50			
PHF	.93				.94				.0				.96			



NE/NW 14TH STREET & N MIAMI AVENUE
 MIAMI, FLORIDA
 COUNTED BY: LEONA PASS
 SIGNALIZED WITH STOP

TRAFFIC SURVEY SPECIALISTS, INC.
 624 GARDENIA TERRACE
 DELRAY BEACH, FLORIDA 33444
 (561) 272-3255 FAX (561) 272-4381

Site Code : 00090010
 Start Date: 02/18/09
 File I.D. : 14STMIAM
 Page : 3

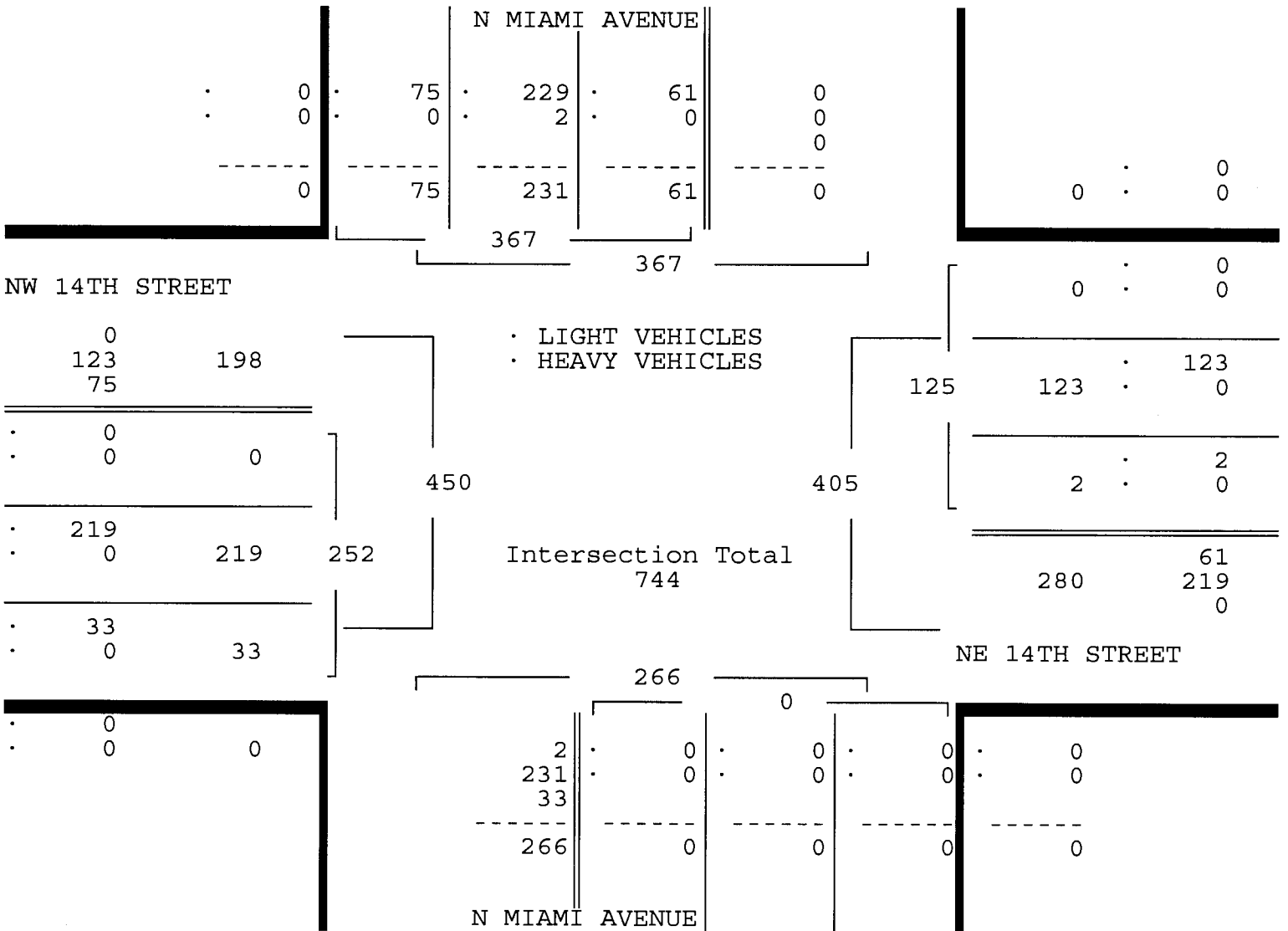
LIGHT VEHICLES, HEAVY VEHICLES

N MIAMI AVENUE From North				NE 14TH STREET From East				N MIAMI AVENUE From South				NW 14TH STREET From West				Total
U Turn	Left	Thru	Right	U Turn	Left	Thru	Right	U Turn	Left	Thru	Right	U Turn	Left	Thru	Right	

Date 02/18/09

Peak Hour Analysis By Entire Intersection for the Period: 16:00 to 18:00 on 02/18/09

Peak start 16:30				16:30				16:30				16:30			
Volume	0	61	231	75	0	2	123	0	0	0	0	0	0	219	33
Percent	0%	17%	63%	20%	0%	2%	98%	0%	0%	0%	0%	0%	0%	87%	13%
Pk total	367			125			0			252					
Highest	16:30			16:45			07:00			16:30					
Volume	0	27	66	15	0	0	34	0	0	0	0	0	0	65	7
Hi total	108			34			0			72					
PHF	.85			.92			.0			.88					



NE/NW 14TH STREET & N MIAMI AVENUE
 MIAMI, FLORIDA
 COUNTED BY: LEONA PASS
 SIGNALIZED WITH STOP

TRAFFIC SURVEY SPECIALISTS, INC.
 624 GARDENIA TERRACE
 DELRAY BEACH, FLORIDA 33444
 (561) 272-3255 FAX (561) 272-4381

Site Code : 00090010
 Start Date: 02/18/09
 File I.D. : 14STMIAM
 Page : 1

HEAVY VEHICLES

Date	N MIAMI AVENUE From North				NE 14TH STREET From East				N MIAMI AVENUE From South				NW 14TH STREET From West				Total
	UTurn	Left	Thru	Right	UTurn	Left	Thru	Right	UTurn	Left	Thru	Right	UTurn	Left	Thru	Right	
02/18/09	-----																
07:00	0	0	2	0	0	0	0	0	0	0	0	0	0	0	0	0	2
07:15	0	1	1	0	0	0	0	0	0	0	0	0	0	0	0	1	3
07:30	0	0	2	0	0	0	0	0	0	0	0	0	0	0	0	0	2
07:45	0	0	0	0	0	0	0	0	0	0	0	0	0	0	0	0	0
Hr Total	0	1	5	0	0	0	0	0	0	0	0	0	0	0	0	1	7
08:00	0	0	3	0	0	0	0	0	0	0	0	0	0	0	1	0	4
08:15	0	0	2	0	0	0	0	0	0	0	0	0	0	0	0	0	2
08:30	0	0	1	0	0	0	0	0	0	0	0	0	0	0	0	0	1
08:45	0	0	0	0	0	0	0	0	0	0	0	0	0	0	0	0	0
Hr Total	0	0	6	0	0	0	0	0	0	0	0	0	0	0	1	0	7
----- * BREAK * -----																	
16:00	0	0	0	0	0	0	0	0	0	0	0	0	0	0	0	0	0
16:15	0	0	0	0	0	0	0	0	0	0	0	0	0	0	0	0	0
16:30	0	0	1	0	0	0	0	0	0	0	0	0	0	0	0	0	1
16:45	0	0	1	0	0	0	0	0	0	0	0	0	0	0	0	0	1
Hr Total	0	0	2	0	0	0	0	0	0	0	0	0	0	0	0	0	2
----- * BREAK * -----																	
TOTAL	0	1	13	0	0	0	0	0	0	0	0	0	0	0	1	1	16

NE/NW 14TH STREET & N MIAMI AVENUE
 MIAMI, FLORIDA
 COUNTED BY: LEONA PASS
 SIGNALIZED WITH STOP

TRAFFIC SURVEY SPECIALISTS, INC.
 624 GARDENIA TERRACE
 DELRAY BEACH, FLORIDA 33444
 (561) 272-3255 FAX (561) 272-4381

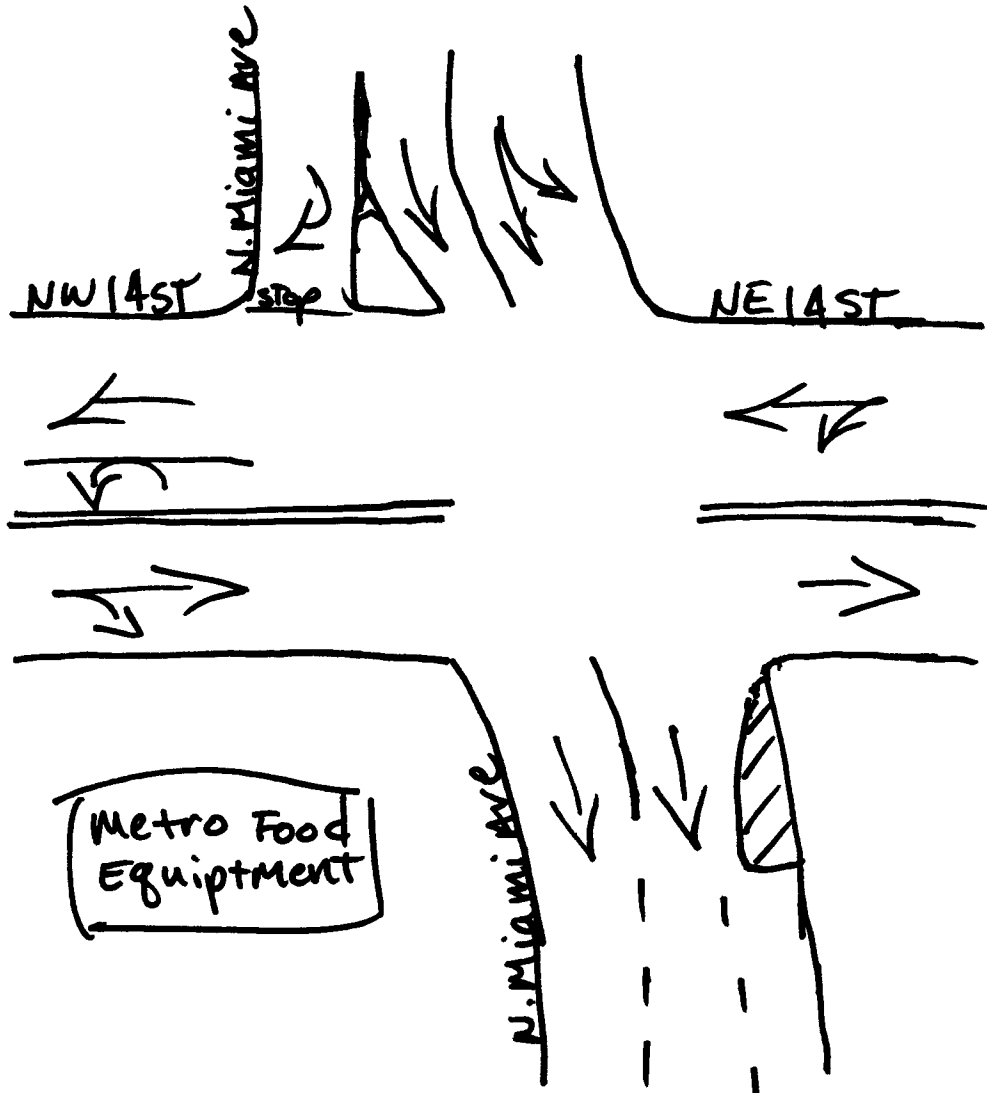
Site Code : 00090010
 Start Date: 02/18/09
 File I.D. : 14STMIAM
 Page : 1

PEDESTRIANS

Date	N MIAMI AVENUE From North				NE 14TH STREET From East				N MIAMI AVENUE From South				NW 14TH STREET From West				Total
	Left	Thru	RIGHT	PEDS	Left	Thru	RIGHT	PEDS	Left	Thru	RIGHT	PEDS	Left	Thru	RIGHT	PEDS	
02/18/09	-----																
07:00	0	0	0	6	0	0	0	2	0	0	0	1	0	0	0	1	10
07:15	0	0	0	10	0	0	0	3	0	0	0	2	0	0	0	0	15
07:30	0	0	0	3	0	0	0	1	0	0	0	1	0	0	0	0	5
07:45	0	0	0	3	0	0	0	4	0	0	0	3	0	0	0	0	10
Hr Total	0	0	0	22	0	0	0	10	0	0	0	7	0	0	0	1	40
08:00	0	0	0	3	0	0	0	0	0	0	0	6	0	0	0	0	9
08:15	0	0	0	5	0	0	0	2	0	0	0	2	0	0	0	0	9
08:30	0	0	0	5	0	0	0	0	0	0	0	0	0	0	0	0	5
08:45	0	0	0	5	0	0	0	0	0	0	0	2	0	0	0	0	7
Hr Total	0	0	0	18	0	0	0	2	0	0	0	10	0	0	0	0	30
----- * BREAK * -----																	
16:00	0	0	0	4	0	0	0	5	0	0	0	2	0	0	0	0	11
16:15	0	0	0	3	0	0	0	2	0	0	0	1	0	0	0	0	6
16:30	0	0	0	6	0	0	0	3	0	0	0	5	0	0	0	1	15
16:45	0	0	0	6	0	0	0	2	0	0	0	3	0	0	0	1	12
Hr Total	0	0	0	19	0	0	0	12	0	0	0	11	0	0	0	2	44
17:00	0	0	0	6	0	0	0	3	0	0	0	5	0	0	0	0	14
17:15	0	0	0	10	0	0	0	2	0	0	0	5	0	0	0	1	18
17:30	0	0	0	9	0	0	0	2	0	0	0	5	0	0	0	3	19
17:45	0	0	0	8	0	0	0	2	0	0	0	4	0	0	0	0	14
Hr Total	0	0	0	33	0	0	0	9	0	0	0	19	0	0	0	4	65

TOTAL	0	0	0	92	0	0	0	33	0	0	0	47	0	0	0	7	179

↑
North



Miami, Florida

February 18, 2009

drawn by: Luis Palomino

Signalized w/stop.

NE/NW 11TH STREET & N MIAMI AVENUE
 MIAMI, FLORIDA
 COUNTED BY: MAXIE ESPINOSA
 SIGNALIZED

TRAFFIC SURVEY SPECIALISTS, INC.
 624 GARDENIA TERRACE
 DELRAY BEACH, FLORIDA 33444
 (561) 272-3255 FAX (561) 272-4381

Site Code : 00090010
 Start Date: 03/12/09
 File I.D. : 11STMIAM
 Page : 1

LIGHT VEHICLES, HEAVY VEHICLES

Date	N MIAMI AVENUE From North				NE 11TH STREET From East				N MIAMI AVENUE From South				NW 11TH STREET From West				Total
	UTurn	Left	Thru	Right	UTurn	Left	Thru	Right	UTurn	Left	Thru	Right	UTurn	Left	Thru	Right	
03/12/09	-----																
07:00	0	0	58	1	0	8	3	0	0	0	0	0	0	0	0	0	70
07:15	0	0	72	1	0	7	6	0	0	0	0	0	0	0	0	0	86
07:30	0	0	91	4	0	1	5	0	0	0	0	0	0	0	0	0	101
07:45	0	0	136	4	0	4	9	0	0	0	0	0	0	0	0	0	153
Hr Total	0	0	357	10	0	20	23	0	0	0	0	0	0	0	0	0	410
08:00	0	0	165	3	0	3	6	0	0	0	0	0	0	0	0	0	177
08:15	0	0	205	2	0	5	2	0	0	0	0	0	0	0	0	0	214
08:30	0	0	188	0	0	10	8	0	0	0	0	0	0	0	0	0	206
08:45	0	0	215	8	0	10	5	0	0	0	0	0	0	0	0	0	238
Hr Total	0	0	773	13	0	28	21	0	0	0	0	0	0	0	0	0	835
----- * BREAK * -----																	
16:00	0	0	77	3	0	17	4	0	0	0	0	0	0	0	0	0	101
16:15	0	0	58	2	0	9	9	0	0	0	0	0	0	0	0	0	78
16:30	0	0	68	3	0	7	5	0	0	0	0	0	0	0	0	0	83
16:45	0	0	47	2	0	7	10	0	0	0	0	0	0	0	0	0	66
Hr Total	0	0	250	10	0	40	28	0	0	0	0	0	0	0	0	0	328
17:00	0	0	58	1	0	6	6	0	0	0	0	0	0	0	0	0	71
17:15	0	0	68	1	0	11	14	0	0	0	0	0	0	0	0	0	94
17:30	0	0	52	1	0	7	12	0	0	0	0	0	0	0	0	0	72
17:45	0	0	57	1	0	6	12	0	0	0	0	0	0	0	0	0	76
Hr Total	0	0	235	4	0	30	44	0	0	0	0	0	0	0	0	0	313

TOTAL	0	0	1615	37	0	118	116	0	0	0	0	0	0	0	0	0	1886

NE/NW 11TH STREET & N MIAMI AVENUE
 MIAMI, FLORIDA
 COUNTED BY: MAXIE ESPINOSA
 SIGNALIZED

TRAFFIC SURVEY SPECIALISTS, INC.
 624 GARDENIA TERRACE
 DELRAY BEACH, FLORIDA 33444
 (561) 272-3255 FAX (561) 272-4381

Site Code : 00090010
 Start Date: 03/12/09
 File I.D. : 11STMIAM
 Page : 2

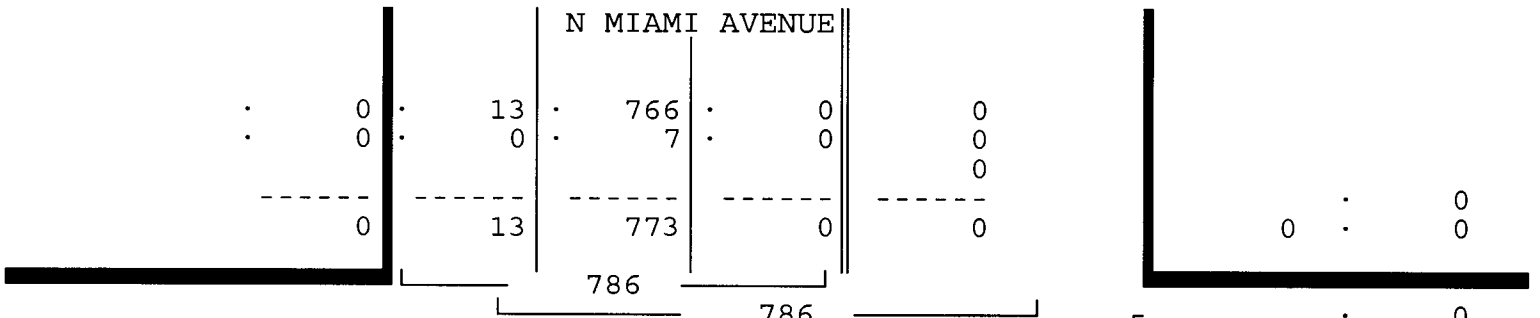
LIGHT VEHICLES, HEAVY VEHICLES

N MIAMI AVENUE From North				NE 11TH STREET From East				N MIAMI AVENUE From South				NW 11TH STREET From West				Total
UTurn	Left	Thru	Right	UTurn	Left	Thru	Right	UTurn	Left	Thru	Right	UTurn	Left	Thru	Right	

Date 03/12/09

Peak Hour Analysis By Entire Intersection for the Period: 07:00 to 09:00 on 03/12/09

Peak start	08:00				08:00				08:00						
Volume	0	0	773	13	0	28	21	0	0	0	0	0	0	0	0
Percent	0%	0%	98%	2%	0%	57%	43%	0%	0%	0%	0%	0%	0%	0%	0%
Pk total	786				49				0						
Highest	08:45				08:30				07:00						
Volume	0	0	215	8	0	10	8	0	0	0	0	0	0	0	0
Hi total	223				18				0						
PHF	.88				.68				.0						



NW 11TH STREET

0	
21	34
13	
<hr/>	
0	0
0	
<hr/>	
0	0
0	0
<hr/>	
0	0
0	

· LIGHT VEHICLES
 · HEAVY VEHICLES

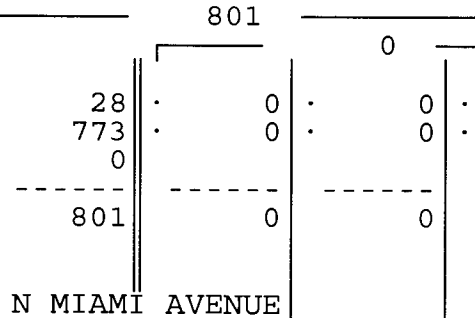

34

49

Intersection Total
835

0	0
0	0
<hr/>	
21	20
	1
<hr/>	
28	28
	0
<hr/>	
0	0
0	0
<hr/>	
0	0

NE 11TH STREET



N MIAMI AVENUE

NE/NW 11TH STREET & N MIAMI AVENUE
 MIAMI, FLORIDA
 COUNTED BY: MAXIE ESPINOSA
 SIGNALIZED

TRAFFIC SURVEY SPECIALISTS, INC.
 624 GARDENIA TERRACE
 DELRAY BEACH, FLORIDA 33444
 (561) 272-3255 FAX (561) 272-4381

Site Code : 00090010
 Start Date: 03/12/09
 File I.D. : 11STMIAM
 Page : 3

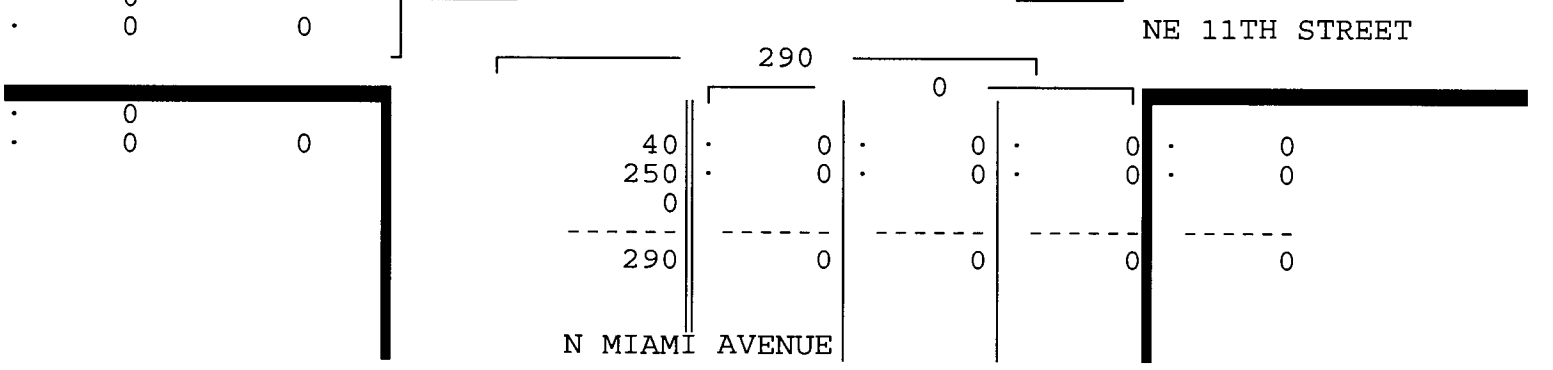
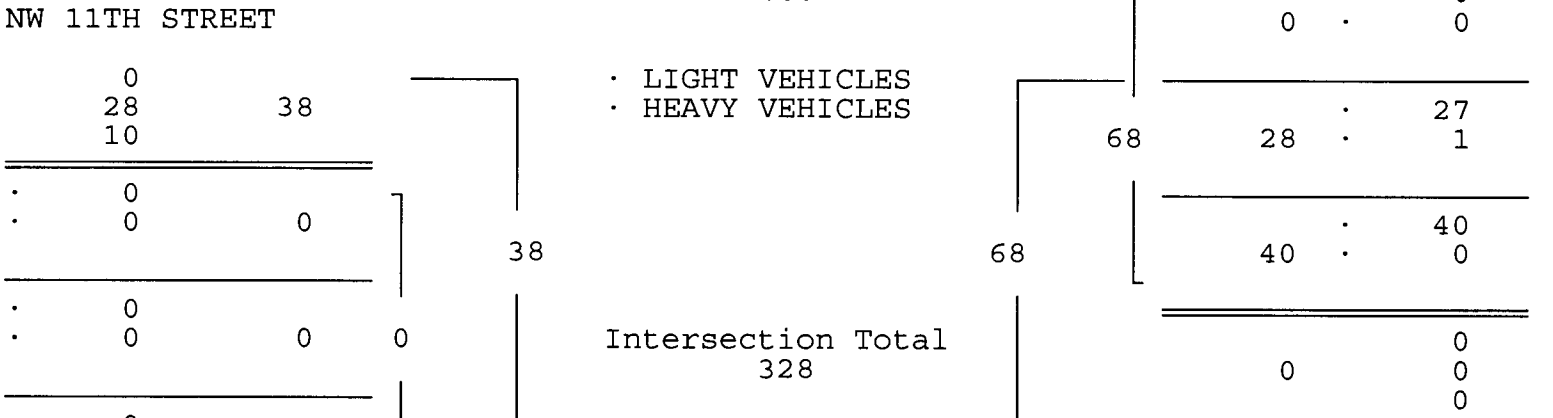
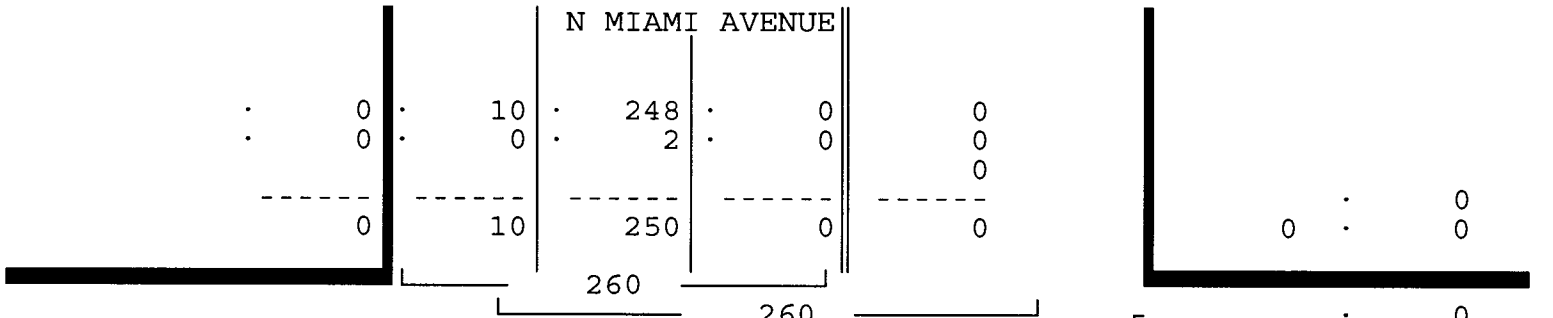
LIGHT VEHICLES, HEAVY VEHICLES

N MIAMI AVENUE From North				NE 11TH STREET From East				N MIAMI AVENUE From South				NW 11TH STREET From West				Total
U Turn	Left	Thru	Right	U Turn	Left	Thru	Right	U Turn	Left	Thru	Right	U Turn	Left	Thru	Right	

Date 03/12/09

Peak Hour Analysis By Entire Intersection for the Period: 16:00 to 18:00 on 03/12/09

Peak start 16:00	16:00				16:00				16:00						
Volume	0	0	250	10	0	40	28	0	0	0	0	0	0	0	0
Percent	0%	0%	96%	4%	0%	59%	41%	0%	0%	0%	0%	0%	0%	0%	0%
Pk total	260				68				0						
Highest	16:00				16:00				07:00						
Volume	0	0	77	3	0	17	4	0	0	0	0	0	0	0	0
Hi total	80				21				0						
PHF	.81				.81				.0						



NE/NW 11TH STREET & N MIAMI AVENUE
 MIAMI, FLORIDA
 COUNTED BY: MAXIE ESPINOSA
 SIGNALIZED

TRAFFIC SURVEY SPECIALISTS, INC.
 624 GARDENIA TERRACE
 DELRAY BEACH, FLORIDA 33444
 (561) 272-3255 FAX (561) 272-4381

Site Code : 00090010
 Start Date: 03/12/09
 File I.D. : 11STMIAM
 Page : 1

HEAVY VEHICLES

Date	N MIAMI AVENUE From North				NE 11TH STREET From East				N MIAMI AVENUE From South				NW 11TH STREET From West				Total
	UTurn	Left	Thru	Right	UTurn	Left	Thru	Right	UTurn	Left	Thru	Right	UTurn	Left	Thru	Right	
03/12/09	-----																
07:00	0	0	1	0	0	0	0	0	0	0	0	0	0	0	0	0	1
07:15	0	0	0	0	0	1	0	0	0	0	0	0	0	0	0	0	1
07:30	0	0	2	0	0	0	0	0	0	0	0	0	0	0	0	0	2
07:45	0	0	1	0	0	0	0	0	0	0	0	0	0	0	0	0	1
Hr Total	0	0	4	0	0	1	0	0	0	0	0	0	0	0	0	0	5
08:00	0	0	1	0	0	0	0	0	0	0	0	0	0	0	0	0	1
08:15	0	0	0	0	0	0	0	0	0	0	0	0	0	0	0	0	0
08:30	0	0	1	0	0	0	1	0	0	0	0	0	0	0	0	0	2
08:45	0	0	5	0	0	0	0	0	0	0	0	0	0	0	0	0	5
Hr Total	0	0	7	0	0	0	1	0	0	0	0	0	0	0	0	0	8
----- * BREAK * -----																	
16:00	0	0	0	0	0	0	0	0	0	0	0	0	0	0	0	0	0
16:15	0	0	1	0	0	0	0	0	0	0	0	0	0	0	0	0	1
16:30	0	0	0	0	0	0	0	0	0	0	0	0	0	0	0	0	0
16:45	0	0	1	0	0	0	1	0	0	0	0	0	0	0	0	0	2
Hr Total	0	0	2	0	0	0	1	0	0	0	0	0	0	0	0	0	3
17:00	0	0	2	0	0	0	0	0	0	0	0	0	0	0	0	0	2
17:15	0	0	2	0	0	0	0	0	0	0	0	0	0	0	0	0	2
17:30	0	0	0	0	0	0	0	0	0	0	0	0	0	0	0	0	0
17:45	0	0	0	0	0	0	0	0	0	0	0	0	0	0	0	0	0
Hr Total	0	0	4	0	0	0	0	0	0	0	0	0	0	0	0	0	4

TOTAL	0	0	17	0	0	1	2	0	0	0	0	0	0	0	0	0	20

NE/NW 11TH STREET & N MIAMI AVENUE
 MIAMI, FLORIDA
 COUNTED BY: MAXIE ESPINOSA
 SIGNALIZED

TRAFFIC SURVEY SPECIALISTS, INC.
 624 GARDENIA TERRACE
 DELRAY BEACH, FLORIDA 33444
 (561) 272-3255 FAX (561) 272-4381

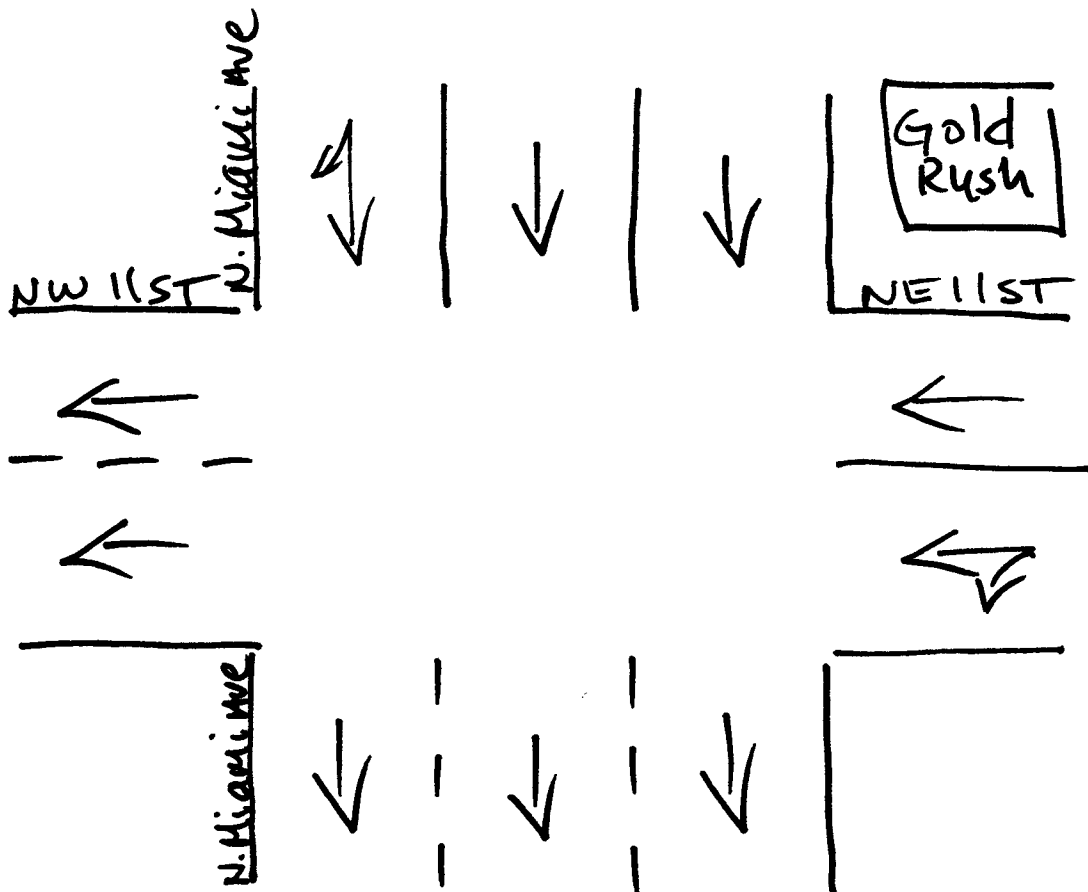
Site Code : 00090010
 Start Date: 03/12/09
 File I.D. : 11STMIAM
 Page : 1

PEDESTRIANS

Date	N MIAMI AVENUE From North				NE 11TH STREET From East				N MIAMI AVENUE From South				NW 11TH STREET From West				Total
	Left	Thru	RIGHT	PEDS	Left	Thru	RIGHT	PEDS	Left	Thru	RIGHT	PEDS	Left	Thru	RIGHT	PEDS	
03/12/09	-----																
07:00	0	0	0	2	0	0	0	0	0	0	0	0	0	0	0	0	2
07:15	0	0	0	0	0	0	0	0	0	0	0	3	0	0	0	0	3
07:30	0	0	0	1	0	0	0	2	0	0	0	0	0	0	0	1	4
07:45	0	0	0	2	0	0	0	1	0	0	0	0	0	0	0	1	4
Hr Total	0	0	0	5	0	0	0	3	0	0	0	3	0	0	0	2	13
08:00	0	0	0	2	0	0	0	0	0	0	0	1	0	0	0	0	3
08:15	0	0	0	0	0	0	0	0	0	0	0	3	0	0	0	1	4
08:30	0	0	0	0	0	0	0	0	0	0	0	0	0	0	0	2	2
08:45	0	0	0	0	0	0	0	0	0	0	0	0	0	0	0	1	1
Hr Total	0	0	0	2	0	0	0	0	0	0	0	4	0	0	0	4	10
----- * BREAK * -----																	
16:00	0	0	0	0	0	0	0	0	0	0	0	0	0	0	0	2	2
16:15	0	0	0	1	0	0	0	2	0	0	0	0	0	0	0	1	4
16:30	0	0	0	1	0	0	0	1	0	0	0	1	0	0	0	0	3
16:45	0	0	0	2	0	0	0	1	0	0	0	1	0	0	0	1	5
Hr Total	0	0	0	4	0	0	0	4	0	0	0	2	0	0	0	4	14
17:00	0	0	0	1	0	0	0	0	0	0	0	3	0	0	0	0	4
17:15	0	0	0	2	0	0	0	1	0	0	0	0	0	0	0	1	4
17:30	0	0	0	2	0	0	0	2	0	0	0	0	0	0	0	2	6
17:45	0	0	0	0	0	0	0	0	0	0	0	2	0	0	0	2	4
Hr Total	0	0	0	5	0	0	0	3	0	0	0	5	0	0	0	5	18

TOTAL	0	0	0	16	0	0	0	10	0	0	0	14	0	0	0	15	55

↑
North



Miami, Florida
March 12, 2009
drawn by: Luis Palomino
Signalized

NE/NW 10TH STREET & N MIAMI AVENUE
 MIAMI, FLORIDA
 COUNTED BY: SHANE TANNER
 SIGNALIZED

TRAFFIC SURVEY SPECIALISTS, INC.
 624 GARDENIA TERRACE
 DELRAY BEACH, FLORIDA 33444
 (561) 272-3255 FAX (561) 272-4381

Site Code : 00090010
 Start Date: 02/11/09
 File I.D. : 10SMIAMI
 Page : 1

LIGHT VEHICLES, HEAVY VEHICLES

Date	N MIAMI AVENUE From North				NE 10TH STREET From East				N MIAMI AVENUE From South				NW 10TH STREET From West				Total
	UTurn	Left	Thru	Right	UTurn	Left	Thru	Right	UTurn	Left	Thru	Right	UTurn	Left	Thru	Right	
02/11/09	-----																
07:00	0	4	64	0	0	0	0	0	0	0	0	0	0	0	23	14	105
07:15	0	3	91	0	0	0	0	0	0	0	0	0	0	0	17	14	125
07:30	0	6	133	0	0	0	0	0	0	0	0	0	0	0	33	11	183
07:45	0	9	190	0	0	0	0	0	0	0	0	0	0	0	28	18	245
Hr Total	0	22	478	0	0	0	0	0	0	0	0	0	0	0	101	57	658
08:00	0	6	177	0	0	0	0	0	0	0	0	0	0	0	30	16	229
08:15	0	7	175	0	0	0	0	0	0	0	0	0	0	0	32	18	232
08:30	0	10	221	0	0	0	0	0	0	0	0	0	0	0	28	15	274
08:45	0	9	237	0	0	0	0	0	0	0	0	0	0	0	30	18	294
Hr Total	0	32	810	0	0	0	0	0	0	0	0	0	0	0	120	67	1029
----- * BREAK * -----																	
16:00	0	15	61	0	0	0	0	0	0	0	0	0	0	0	23	9	108
16:15	0	14	50	0	0	0	0	0	0	0	0	0	0	0	33	9	106
16:30	0	12	72	0	0	0	0	0	0	0	0	0	0	0	28	7	119
16:45	0	13	73	0	0	0	0	0	0	0	0	0	0	0	30	11	127
Hr Total	0	54	256	0	0	0	0	0	0	0	0	0	0	0	114	36	460
17:00	0	8	62	0	0	0	0	0	0	0	0	0	0	0	28	15	113
17:15	0	16	66	0	0	0	0	0	0	0	0	0	0	0	40	8	130
17:30	0	20	61	0	0	0	0	0	0	0	0	0	0	0	24	7	112
17:45	0	4	60	0	0	0	0	0	0	0	0	0	0	0	33	6	103
Hr Total	0	48	249	0	0	0	0	0	0	0	0	0	0	0	125	36	458

TOTAL	0	156	1793	0	0	0	0	0	0	0	0	0	0	0	460	196	2605

NE/NW 10TH STREET & N MIAMI AVENUE
 MIAMI, FLORIDA
 COUNTED BY: SHANE TANNER
 SIGNALIZED

TRAFFIC SURVEY SPECIALISTS, INC.
 624 GARDENIA TERRACE
 DELRAY BEACH, FLORIDA 33444
 (561) 272-3255 FAX (561) 272-4381

Site Code : 00090010
 Start Date: 02/11/09
 File I.D. : 10SMIAMI
 Page : 2

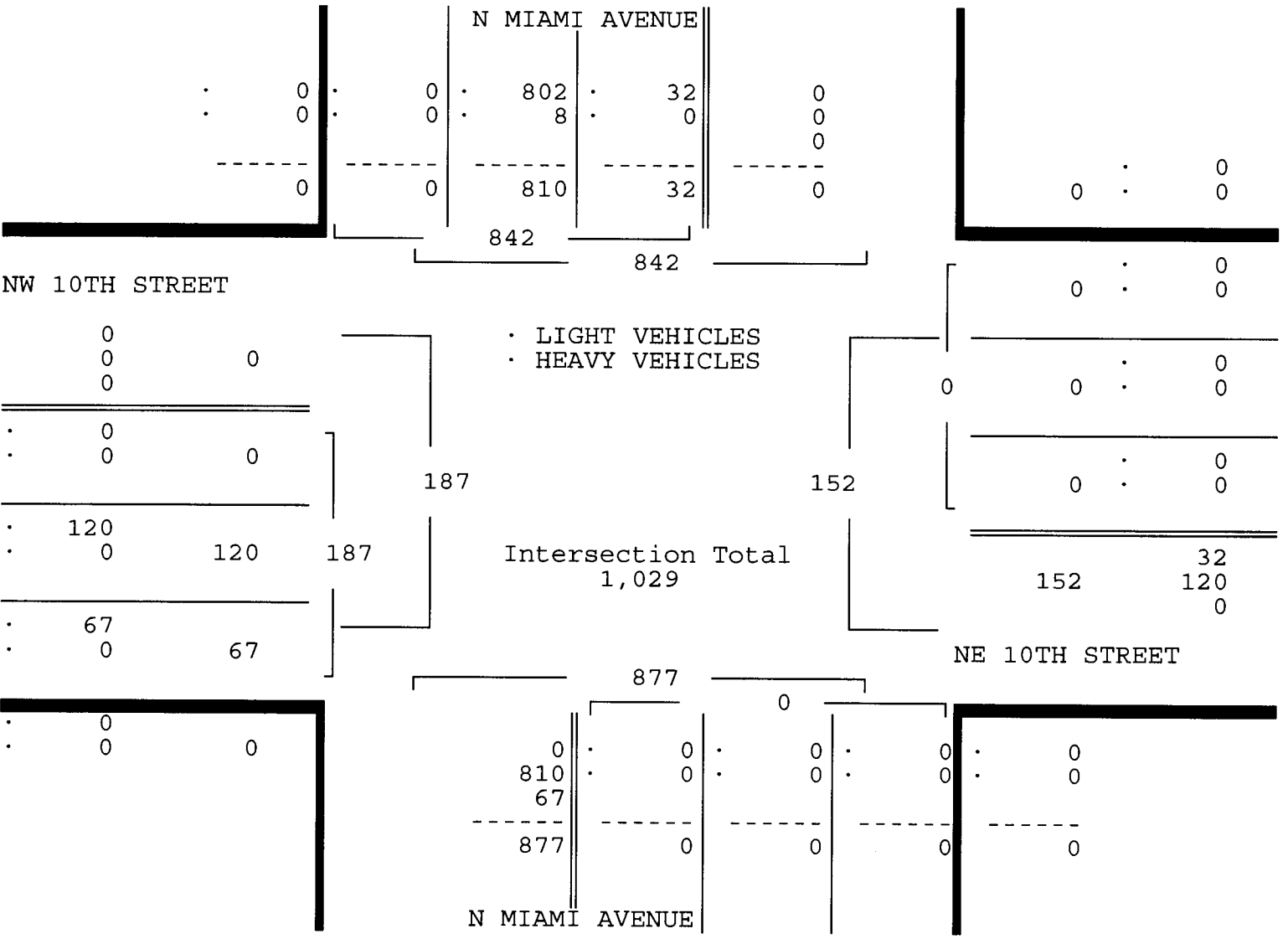
LIGHT VEHICLES, HEAVY VEHICLES

N MIAMI AVENUE From North				NE 10TH STREET From East				N MIAMI AVENUE From South				NW 10TH STREET From West				Total
U	L	T	R	U	L	T	R	U	L	T	R	U	L	T	R	

Date 02/11/09

Peak Hour Analysis By Entire Intersection for the Period: 07:00 to 09:00 on 02/11/09

Peak start	08:00				08:00				08:00							
Volume	0	32	810	0	0	0	0	0	0	0	0	0	0	0	120	67
Percent	0%	4%	96%	0%	0%	0%	0%	0%	0%	0%	0%	0%	0%	0%	64%	36%
Pk total	842				0				187							
Highest	08:45				07:00				07:00				08:15			
Volume	0	9	237	0	0	0	0	0	0	0	0	0	0	0	32	18
Hi total	246				0				50							
PHF	.86				.0				.94							



NE/NW 10TH STREET & N MIAMI AVENUE
 MIAMI, FLORIDA
 COUNTED BY: SHANE TANNER
 SIGNALIZED

TRAFFIC SURVEY SPECIALISTS, INC.
 624 GARDENIA TERRACE
 DELRAY BEACH, FLORIDA 33444
 (561) 272-3255 FAX (561) 272-4381

Site Code : 00090010
 Start Date: 02/11/09
 File I.D. : 10SMIAMI
 Page : 3

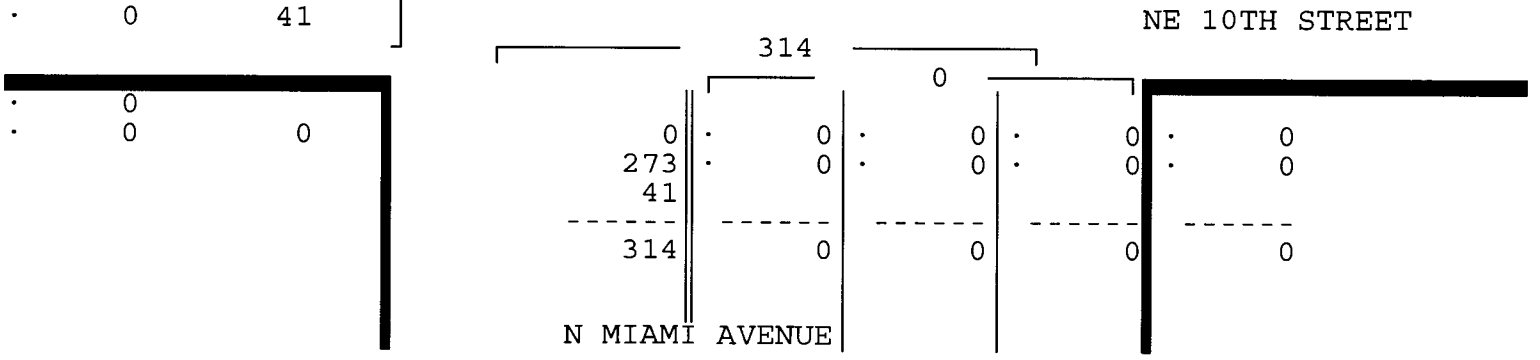
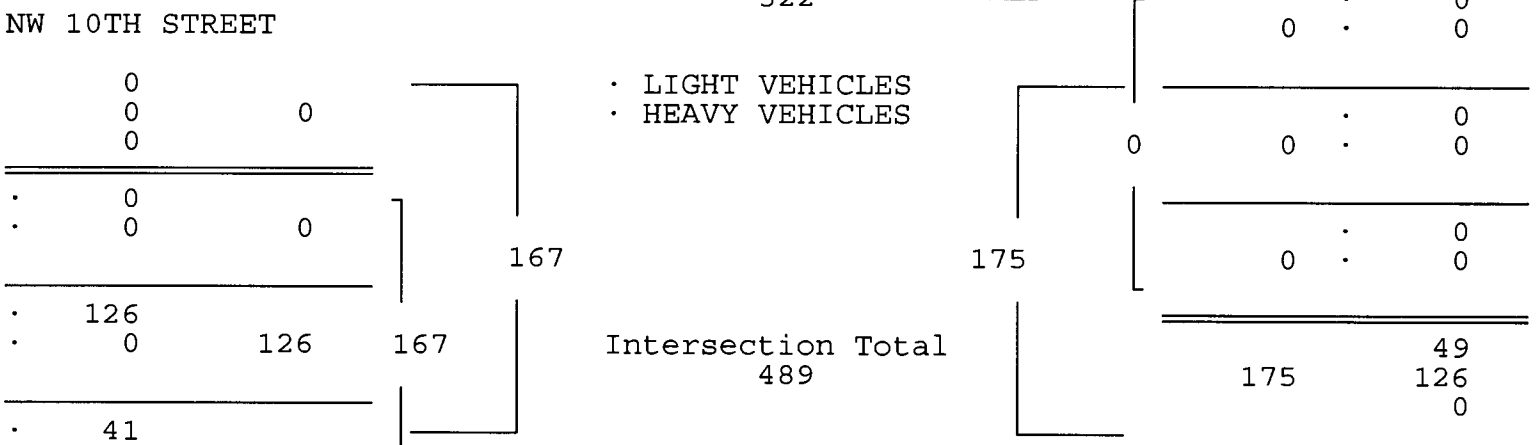
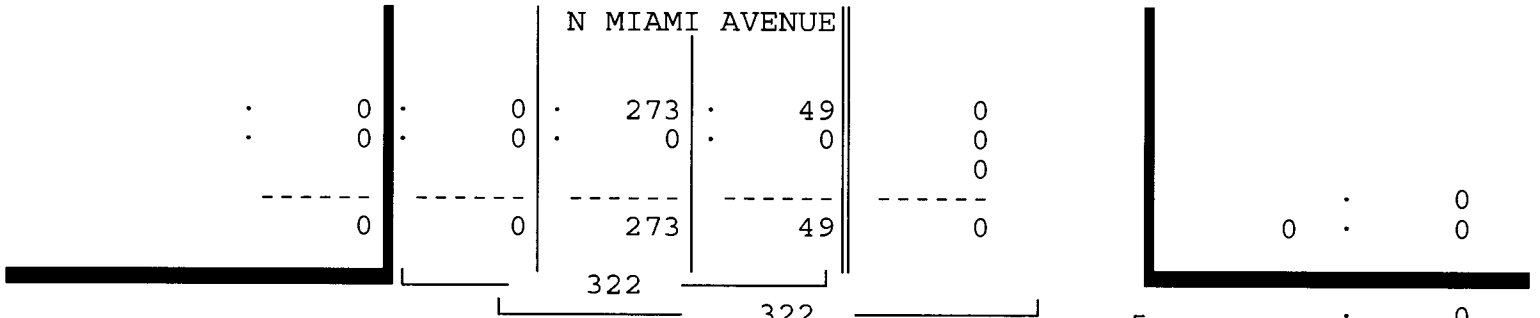
LIGHT VEHICLES, HEAVY VEHICLES

N MIAMI AVENUE From North				NE 10TH STREET From East				N MIAMI AVENUE From South				NW 10TH STREET From West				Total
UTurn	Left	Thru	Right	UTurn	Left	Thru	Right	UTurn	Left	Thru	Right	UTurn	Left	Thru	Right	

Date 02/11/09

Peak Hour Analysis By Entire Intersection for the Period: 16:00 to 18:00 on 02/11/09

Peak start 16:30				16:30				16:30				16:30			
Volume	0	49	273	0	0	0	0	0	0	0	0	0	0	126	41
Percent	0%	15%	85%	0%	0%	0%	0%	0%	0%	0%	0%	0%	0%	75%	25%
Pk total	322			0				0				167			
Highest	16:45			07:00				07:00				17:15			
Volume	0	13	73	0	0	0	0	0	0	0	0	0	0	40	8
Hi total	86			0				0				48			
PHF	.94			.0				.0				.87			



NE/NW 10TH STREET & N MIAMI AVENUE
 MIAMI, FLORIDA
 COUNTED BY: SHANE TANNER
 SIGNALIZED

TRAFFIC SURVEY SPECIALISTS, INC.
 624 GARDENIA TERRACE
 DELRAY BEACH, FLORIDA 33444
 (561) 272-3255 FAX (561) 272-4381

Site Code : 00090010
 Start Date: 02/11/09
 File I.D. : 10SMIAMI
 Page : 1

HEAVY VEHICLES

Date 02/11/09	N MIAMI AVENUE From North				NE 10TH STREET From East				N MIAMI AVENUE From South				NW 10TH STREET From West				Total
	UTurn	Left	Thru	Right	UTurn	Left	Thru	Right	UTurn	Left	Thru	Right	UTurn	Left	Thru	Right	
07:00	0	0	0	0	0	0	0	0	0	0	0	0	0	0	1	0	1
07:15	0	0	2	0	0	0	0	0	0	0	0	0	0	0	0	0	2
07:30	0	0	4	0	0	0	0	0	0	0	0	0	0	0	1	0	5
07:45	0	0	3	0	0	0	0	0	0	0	0	0	0	0	0	0	3
Hr Total	0	0	9	0	0	0	0	0	0	0	0	0	0	0	2	0	11
08:00	0	0	2	0	0	0	0	0	0	0	0	0	0	0	0	0	2
08:15	0	0	4	0	0	0	0	0	0	0	0	0	0	0	0	0	4
08:30	0	0	1	0	0	0	0	0	0	0	0	0	0	0	0	0	1
08:45	0	0	1	0	0	0	0	0	0	0	0	0	0	0	0	0	1
Hr Total	0	0	8	0	0	0	0	0	0	0	0	0	0	0	0	0	8
* BREAK *																	
16:00	0	0	0	0	0	0	0	0	0	0	0	0	0	0	0	0	0
16:15	0	0	1	0	0	0	0	0	0	0	0	0	0	0	0	0	1
16:30	0	0	0	0	0	0	0	0	0	0	0	0	0	0	0	0	0
16:45	0	0	0	0	0	0	0	0	0	0	0	0	0	0	0	0	0
Hr Total	0	0	1	0	0	0	0	0	0	0	0	0	0	0	0	0	1
17:00	0	0	0	0	0	0	0	0	0	0	0	0	0	0	0	0	0
17:15	0	0	0	0	0	0	0	0	0	0	0	0	0	0	0	0	0
17:30	0	0	1	0	0	0	0	0	0	0	0	0	0	0	0	0	1
17:45	0	0	0	0	0	0	0	0	0	0	0	0	0	0	0	0	0
Hr Total	0	0	1	0	0	0	0	0	0	0	0	0	0	0	0	0	1
TOTAL	0	0	19	0	0	0	0	0	0	0	0	0	0	0	2	0	21

NE/NW 10TH STREET & N MIAMI AVENUE
 MIAMI, FLORIDA
 COUNTED BY: SHANE TANNER
 SIGNALIZED

TRAFFIC SURVEY SPECIALISTS, INC.
 624 GARDENIA TERRACE
 DELRAY BEACH, FLORIDA 33444
 (561) 272-3255 FAX (561) 272-4381

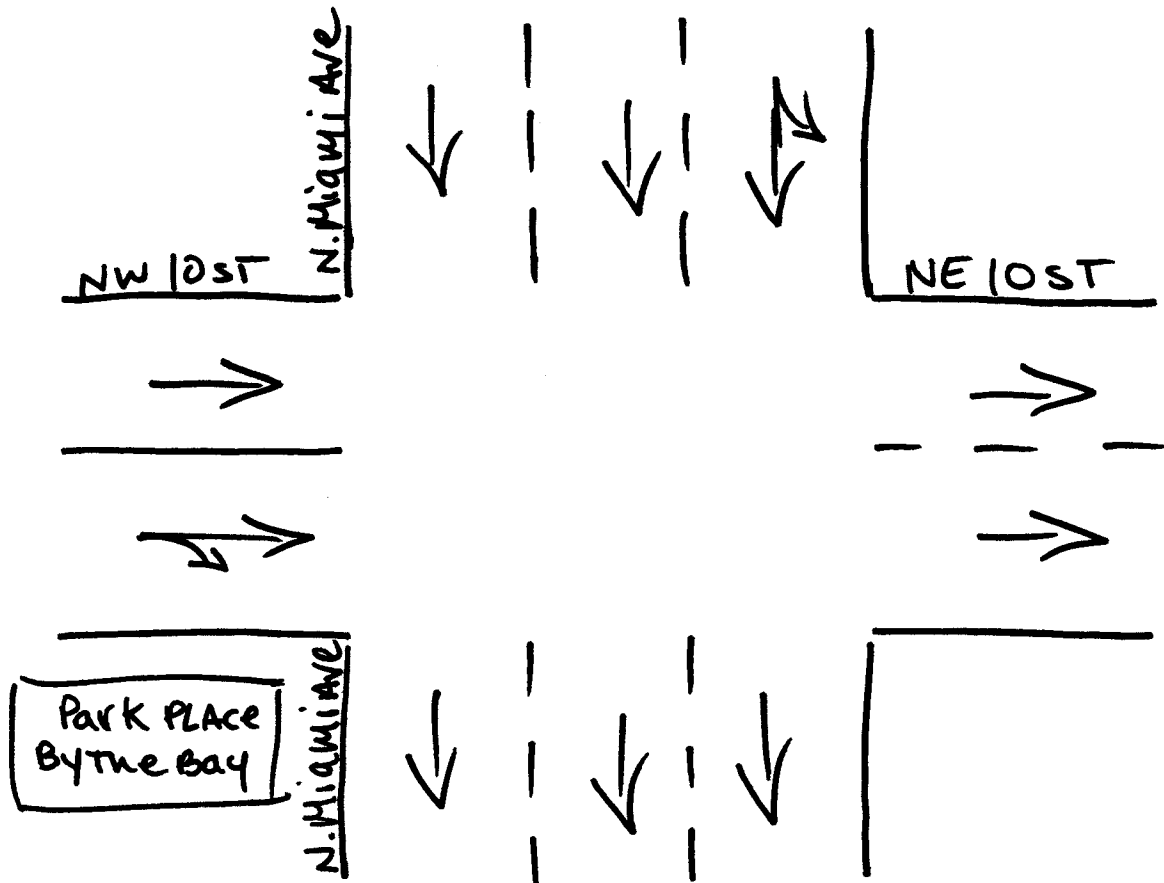
Site Code : 00090010
 Start Date: 02/11/09
 File I.D. : 10SMIAMI
 Page : 1

PEDESTRIANS

Date	N MIAMI AVENUE From North				NE 10TH STREET From East				N MIAMI AVENUE From South				NW 10TH STREET From West				Total
	Left	Thru	RIGHT	PEDS	Left	Thru	RIGHT	PEDS	Left	Thru	RIGHT	PEDS	Left	Thru	RIGHT	PEDS	
02/11/09	-----																
07:00	0	0	0	0	0	0	0	1	0	0	0	1	0	0	0	0	2
07:15	0	0	0	1	0	0	0	4	0	0	0	2	0	0	0	4	11
07:30	0	0	0	0	0	0	0	0	0	0	0	2	0	0	0	2	4
07:45	0	0	0	0	0	0	0	1	0	0	0	2	0	0	0	2	5
Hr Total	0	0	0	1	0	0	0	6	0	0	0	7	0	0	0	8	22
08:00	0	0	0	1	0	0	0	5	0	0	0	1	0	0	0	5	12
08:15	0	0	0	1	0	0	0	2	0	0	0	2	0	0	0	0	5
08:30	0	0	0	2	0	0	0	0	0	0	0	1	0	0	0	4	7
08:45	0	0	0	0	0	0	0	0	0	0	0	0	0	0	0	4	4
Hr Total	0	0	0	4	0	0	0	7	0	0	0	4	0	0	0	13	28
----- * BREAK * -----																	
16:00	0	0	0	0	0	0	0	2	0	0	0	2	0	0	0	1	5
16:15	0	0	0	0	0	0	0	0	0	0	0	1	0	0	0	1	2
16:30	0	0	0	0	0	0	0	2	0	0	0	2	0	0	0	4	8
16:45	0	0	0	0	0	0	0	7	0	0	0	4	0	0	0	1	12
Hr Total	0	0	0	0	0	0	0	11	0	0	0	9	0	0	0	7	27
17:00	0	0	0	3	0	0	0	2	0	0	0	2	0	0	0	1	8
17:15	0	0	0	0	0	0	0	1	0	0	0	1	0	0	0	0	2
17:30	0	0	0	0	0	0	0	0	0	0	0	1	0	0	0	5	6
17:45	0	0	0	0	0	0	0	3	0	0	0	0	0	0	0	4	7
Hr Total	0	0	0	3	0	0	0	6	0	0	0	4	0	0	0	10	23

TOTAL	0	0	0	8	0	0	0	30	0	0	0	24	0	0	0	38	100

↑
North



Miami, Florida
February 11, 2009
drawn by: Luis Palomino
signalized

NE/NW 9TH STREET & N MIAMI AVENUE
 MIAMI, FLORIDA
 COUNTED BY: YANELIS MARQUEZ
 NOT SIGNALIZED

TRAFFIC SURVEY SPECIALISTS, INC.
 624 GARDENIA TERRACE
 DELRAY BEACH, FLORIDA 33444
 (561) 272-3255 FAX (561) 272-4381

Site Code : 00090010
 Start Date: 02/11/09
 File I.D. : 9STMIAMI
 Page : 1

LIGHT VEHICLES, HEAVY VEHICLES

Date 02/11/09	N MIAMI AVENUE From North				NE 9TH STREET From East				N MIAMI AVENUE From South				NW 9TH STREET From West				Total
	UTurn	Left	Thru	Right	UTurn	Left	Thru	Right	UTurn	Left	Thru	Right	UTurn	Left	Thru	Right	
07:00	0	4	71	1	0	4	1	0	0	0	0	0	1	0	2	4	88
07:15	0	2	104	0	0	6	0	0	0	0	0	0	0	0	2	5	119
07:30	0	1	147	2	0	14	2	0	0	0	0	0	0	0	3	8	177
07:45	0	3	202	0	0	8	0	0	0	0	0	0	0	0	1	4	218
Hr Total	0	10	524	3	0	32	3	0	0	0	0	0	1	0	8	21	602
08:00	0	4	184	1	0	6	0	0	0	0	0	0	0	0	3	5	203
08:15	0	4	183	3	0	6	0	0	0	0	0	0	1	0	1	4	202
08:30	0	4	234	0	0	6	1	0	0	0	0	0	0	0	3	5	253
08:45	0	1	249	3	0	9	5	0	0	0	0	0	0	0	1	4	272
Hr Total	0	13	850	7	0	27	6	0	0	0	0	0	1	0	8	18	930
* BREAK *																	
16:00	0	2	62	4	0	10	5	0	0	0	0	0	0	0	3	4	90
16:15	0	0	58	3	0	10	6	0	0	0	0	0	0	0	0	4	81
16:30	0	0	76	3	0	11	3	0	0	0	0	0	0	0	1	7	101
16:45	0	3	79	4	0	13	7	0	0	0	0	0	0	0	2	6	114
Hr Total	0	5	275	14	0	44	21	0	0	0	0	0	0	0	6	21	386
17:00	0	2	72	3	0	12	4	0	0	0	0	0	0	0	1	2	96
17:15	0	1	73	0	2	12	4	0	0	0	0	0	1	0	0	7	100
17:30	0	1	65	3	0	10	4	0	0	0	0	0	0	0	1	12	96
17:45	0	4	60	2	0	10	8	0	0	0	0	0	0	0	1	8	93
Hr Total	0	8	270	8	2	44	20	0	0	0	0	0	1	0	3	29	385
TOTAL	0	36	1919	32	2	147	50	0	0	0	0	0	3	0	25	89	2303

NE/NW 9TH STREET & N MIAMI AVENUE
 MIAMI, FLORIDA
 COUNTED BY: YANELIS MARQUEZ
 NOT SIGNALIZED

TRAFFIC SURVEY SPECIALISTS, INC.
 624 GARDENIA TERRACE
 DELRAY BEACH, FLORIDA 33444
 (561) 272-3255 FAX (561) 272-4381

Site Code : 00090010
 Start Date: 02/11/09
 File I.D. : 9STMIAMI
 Page : 2

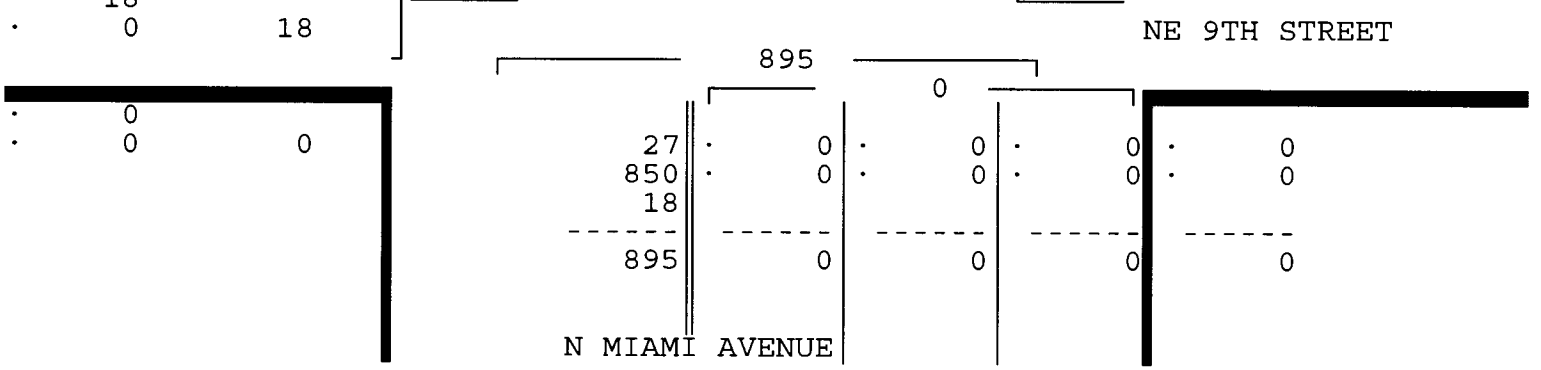
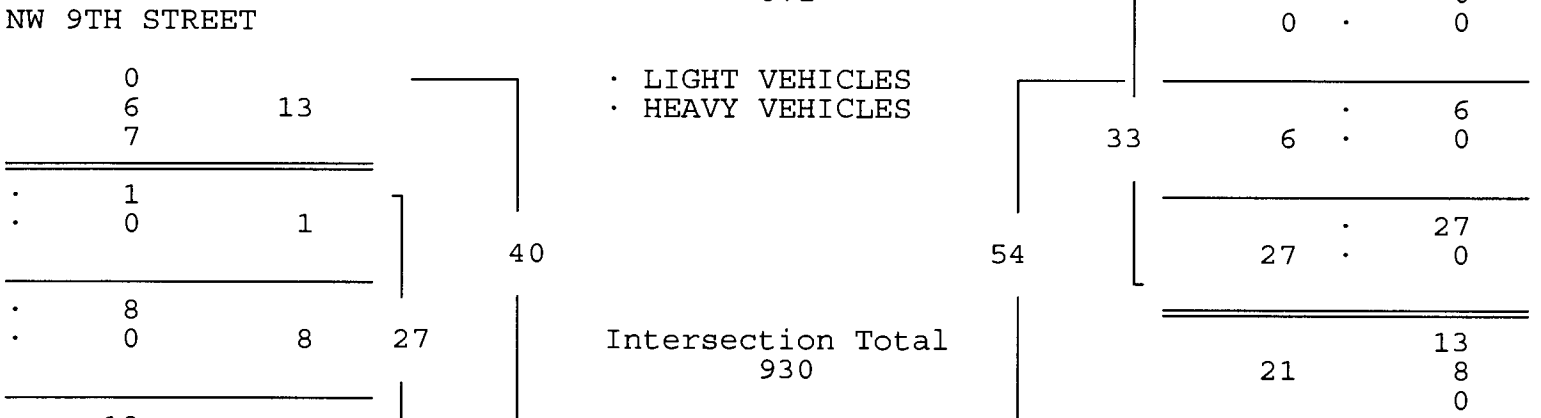
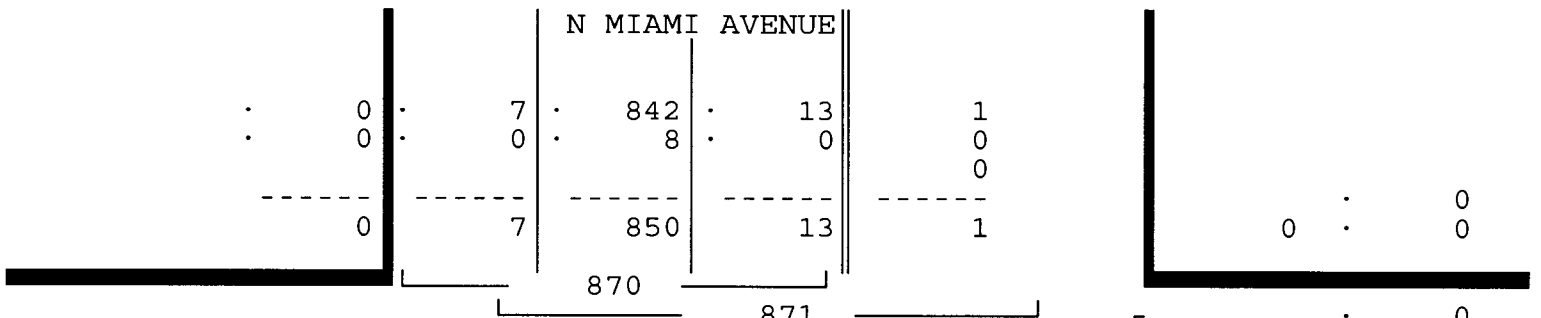
LIGHT VEHICLES, HEAVY VEHICLES

N MIAMI AVENUE From North				NE 9TH STREET From East				N MIAMI AVENUE From South				NW 9TH STREET From West				Total
U Turn	Left	Thru	Right	U Turn	Left	Thru	Right	U Turn	Left	Thru	Right	U Turn	Left	Thru	Right	

Date 02/11/09

Peak Hour Analysis By Entire Intersection for the Period: 07:00 to 09:00 on 02/11/09

Peak start 08:00	08:00				08:00				08:00						
Volume	0	13	850	7	0	27	6	0	0	0	0	1	0	8	18
Percent	0%	1%	98%	1%	0%	82%	18%	0%	0%	0%	0%	4%	0%	30%	67%
Pk total	870				33				27						
Highest	08:45				08:45				07:00						
Volume	0	1	249	3	0	9	5	0	0	0	0	0	0	3	5
Hi total	253				14				8						
PHF	.86				.59				.0						



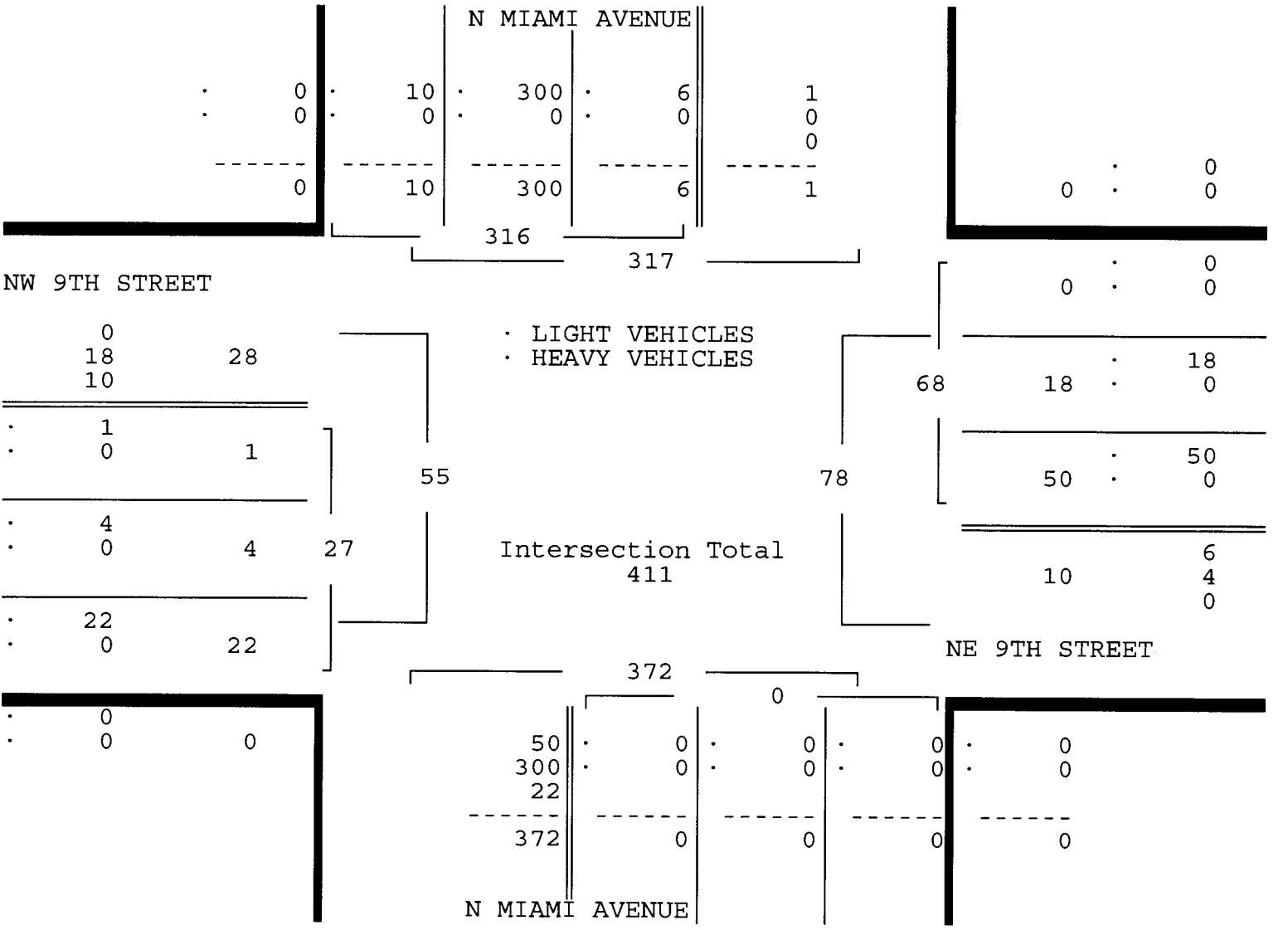
NE/NW 9TH STREET & N MIAMI AVENUE
 MIAMI, FLORIDA
 COUNTED BY: YANELIS MARQUEZ
 NOT SIGNALIZED

TRAFFIC SURVEY SPECIALISTS, INC.
 624 GARDENIA TERRACE
 DELRAY BEACH, FLORIDA 33444
 (561) 272-3255 FAX (561) 272-4381

Site Code : 00090010
 Start Date: 02/11/09
 File I.D. : 9STMIAMI
 Page : 3

LIGHT VEHICLES, HEAVY VEHICLES

N MIAMI AVENUE From North				NE 9TH STREET From East				N MIAMI AVENUE From South				NW 9TH STREET From West				Total
UTurn	Left	Thru	Right	UTurn	Left	Thru	Right	UTurn	Left	Thru	Right	UTurn	Left	Thru	Right	
Date 02/11/09																
Peak Hour Analysis By Entire Intersection for the Period: 16:00 to 18:00 on 02/11/09																
Peak start 16:30				16:30				16:30				16:30				
Volume	0	6	300	10	2	48	18	0	0	0	0	0	1	0	4	22
Percent	0%	2%	95%	3%	3%	71%	26%	0%	0%	0%	0%	0%	4%	0%	15%	81%
Pk total	316			68	68			0	27							
Highest	16:45			16:45	07:00			16:30								
Volume	0	3	79	4	0	13	7	0	0	0	0	0	0	0	1	7
Hi total	86			20	0			8								
PHF	.92			.85	.0			.84								



NE/NW 9TH STREET & N MIAMI AVENUE
 MIAMI, FLORIDA
 COUNTED BY: YANELIS MARQUEZ
 NOT SIGNALIZED

TRAFFIC SURVEY SPECIALISTS, INC.
 624 GARDENIA TERRACE
 DELRAY BEACH, FLORIDA 33444
 (561) 272-3255 FAX (561) 272-4381

Site Code : 00090010
 Start Date: 02/11/09
 File I.D. : 9STMIAMI
 Page : 1

HEAVY VEHICLES

Date	N MIAMI AVENUE From North				NE 9TH STREET From East				N MIAMI AVENUE From South				NW 9TH STREET From West				Total
	UTurn	Left	Thru	Right	UTurn	Left	Thru	Right	UTurn	Left	Thru	Right	UTurn	Left	Thru	Right	
02/11/09	-----																
07:00	0	0	0	0	0	1	0	0	0	0	0	0	0	0	0	0	1
07:15	0	0	2	0	0	0	0	0	0	0	0	0	0	0	0	0	2
07:30	0	0	4	0	0	0	0	0	0	0	0	0	0	0	0	0	4
07:45	0	0	3	0	0	0	0	0	0	0	0	0	0	0	0	0	3
Hr Total	0	0	9	0	0	1	0	0	0	0	0	0	0	0	0	0	10
08:00	0	0	2	0	0	0	0	0	0	0	0	0	0	0	0	0	2
08:15	0	0	4	0	0	0	0	0	0	0	0	0	0	0	0	0	4
08:30	0	0	1	0	0	0	0	0	0	0	0	0	0	0	0	0	1
08:45	0	0	1	0	0	0	0	0	0	0	0	0	0	0	0	0	1
Hr Total	0	0	8	0	0	0	0	0	0	0	0	0	0	0	0	0	8
----- * BREAK * -----																	
16:00	0	0	0	0	0	0	0	0	0	0	0	0	0	0	0	0	0
16:15	0	0	1	0	0	0	0	0	0	0	0	0	0	0	0	0	1
16:30	0	0	0	0	0	0	0	0	0	0	0	0	0	0	0	0	0
16:45	0	0	0	0	0	0	0	0	0	0	0	0	0	0	0	0	0
Hr Total	0	0	1	0	0	0	0	0	0	0	0	0	0	0	0	0	1
17:00	0	0	0	0	0	0	0	0	0	0	0	0	0	0	0	0	0
17:15	0	0	0	0	0	0	0	0	0	0	0	0	0	0	0	0	0
17:30	0	0	1	0	0	0	0	0	0	0	0	0	0	0	0	0	1
17:45	0	0	0	0	0	0	0	0	0	0	0	0	0	0	0	0	0
Hr Total	0	0	1	0	0	0	0	0	0	0	0	0	0	0	0	0	1

TOTAL	0	0	19	0	0	1	0	0	0	0	0	0	0	0	0	0	20

NE/NW 9TH STREET & N MIAMI AVENUE
 MIAMI, FLORIDA
 COUNTED BY: YANELIS MARQUEZ
 NOT SIGNALIZED

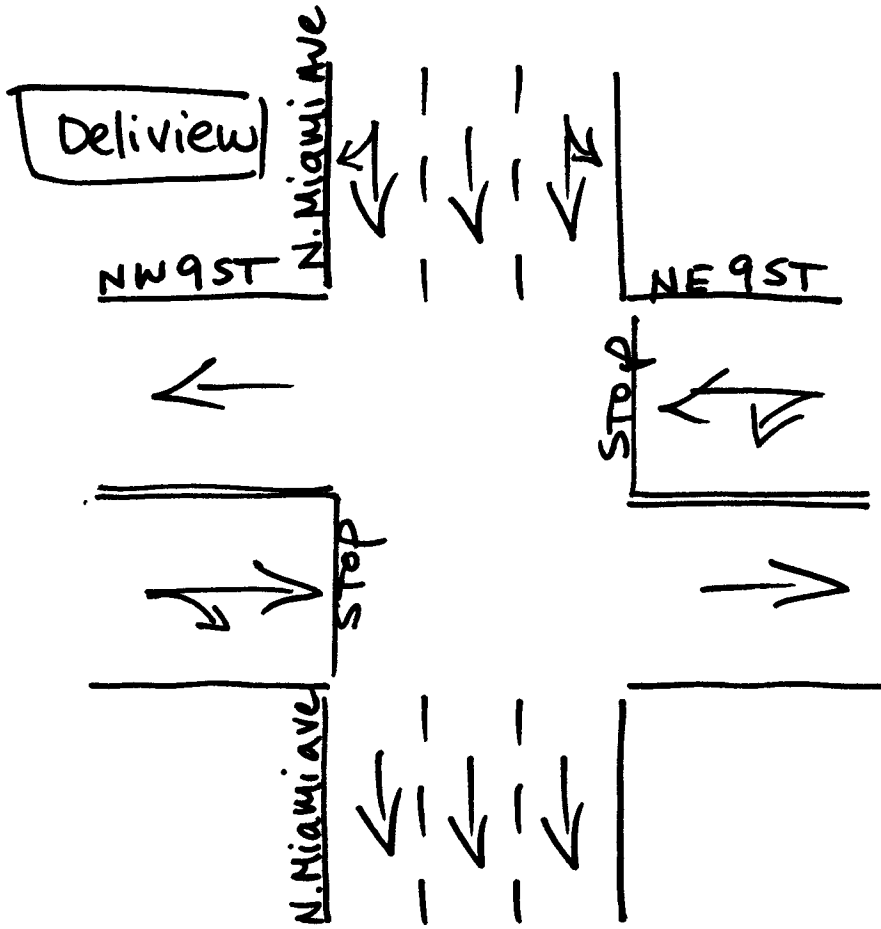
TRAFFIC SURVEY SPECIALISTS, INC.
 624 GARDENIA TERRACE
 DELRAY BEACH, FLORIDA 33444
 (561) 272-3255 FAX (561) 272-4381

Site Code : 00090010
 Start Date: 02/11/09
 File I.D. : 9STMIAMI
 Page : 1

PEDESTRIANS

Date 02/11/09	N MIAMI AVENUE From North				NE 9TH STREET From East				N MIAMI AVENUE From South				NW 9TH STREET From West				Total
	Left	Thru	RIGHT	PEDS	Left	Thru	RIGHT	PEDS	Left	Thru	RIGHT	PEDS	Left	Thru	RIGHT	PEDS	
07:00	0	0	0	1	0	0	0	0	0	0	0	0	0	0	0	0	1
07:15	0	0	0	0	0	0	0	3	0	0	0	1	0	0	0	0	5
07:30	0	0	0	1	0	0	0	0	0	0	0	2	0	0	0	0	3
07:45	0	0	0	2	0	0	0	0	0	0	0	3	0	0	0	0	5
Hr Total	0	0	0	4	0	0	0	3	0	0	0	6	0	0	0	1	14
08:00	0	0	0	3	0	0	0	1	0	0	0	3	0	0	0	3	10
08:15	0	0	0	0	0	0	0	0	0	0	0	0	0	0	0	0	0
08:30	0	0	0	3	0	0	0	0	0	0	0	2	0	0	0	3	8
08:45	0	0	0	0	0	0	0	0	0	0	0	2	0	0	0	2	4
Hr Total	0	0	0	6	0	0	0	1	0	0	0	7	0	0	0	8	22
* BREAK *																	
16:00	0	0	0	4	0	0	0	2	0	0	0	7	0	0	0	9	22
16:15	0	0	0	0	0	0	0	0	0	0	0	0	0	0	0	4	4
16:30	0	0	0	5	0	0	0	1	0	0	0	0	0	0	0	3	9
16:45	0	0	0	0	0	0	0	0	0	0	0	0	0	0	0	0	0
Hr Total	0	0	0	9	0	0	0	3	0	0	0	7	0	0	0	16	35
17:00	0	0	0	0	0	0	0	0	0	0	0	0	0	0	0	0	0
17:15	0	0	0	0	0	0	0	0	0	0	0	2	0	0	0	0	2
17:30	0	0	0	0	0	0	0	0	0	0	0	0	0	0	0	0	0
17:45	0	0	0	3	0	0	0	0	0	0	0	1	0	0	0	2	6
Hr Total	0	0	0	3	0	0	0	0	0	0	0	3	0	0	0	2	8
TOTAL	0	0	0	22	0	0	0	7	0	0	0	23	0	0	0	27	79

North
↑



Miami, Florida

February 11, 2009

drawn by: Luis Palomino

NOT Signalized

NE/NW 8TH STREET & N MIAMI AVENUE
 MIAMI, FLORIDA
 COUNTED BY: MICHAEL MALONE
 SIGNALIZED

TRAFFIC SURVEY SPECIALISTS, INC.
 624 GARDENIA TERRACE
 DELRAY BEACH, FLORIDA 33444
 (561) 272-3255 FAX (561) 272-4381

Site Code : 00090010
 Start Date: 02/11/09
 File I.D. : 8STMIAMI
 Page : 1

LIGHT VEHICLES, HEAVY VEHICLES

Date	N MIAMI AVENUE From North				NE 8TH STREET From East				N MIAMI AVENUE From South				NW 8TH STREET From West				Total
	UTurn	Left	Thru	Right	UTurn	Left	Thru	Right	UTurn	Left	Thru	Right	UTurn	Left	Thru	Right	
02/11/09	-----																
07:00	0	11	61	13	0	1	5	0	0	0	0	0	0	0	16	9	116
07:15	0	5	96	9	0	1	4	0	0	0	0	0	0	0	20	12	147
07:30	0	10	129	28	0	1	4	0	0	0	0	0	0	0	32	13	217
07:45	0	16	184	24	0	3	11	0	0	0	0	0	0	0	52	26	316
Hr Total	0	42	470	74	0	6	24	0	0	0	0	0	0	0	120	60	796
08:00	0	17	159	28	0	2	14	0	0	0	0	0	0	0	29	20	269
08:15	0	14	166	30	0	3	13	0	0	0	0	0	0	0	23	13	262
08:30	0	13	219	32	0	2	10	0	0	0	0	0	0	0	30	7	313
08:45	0	23	218	28	0	3	18	0	0	0	0	0	0	0	39	9	338
Hr Total	0	67	762	118	0	10	55	0	0	0	0	0	0	0	121	49	1182
----- * BREAK * -----																	
16:00	0	11	56	10	0	3	12	0	0	0	0	0	0	0	39	3	134
16:15	0	12	51	11	0	2	14	0	0	0	0	0	0	0	30	4	124
16:30	0	5	72	8	0	6	15	0	0	0	0	0	0	0	30	9	145
16:45	0	10	72	21	0	3	7	0	0	0	0	0	0	0	26	14	153
Hr Total	0	38	251	50	0	14	48	0	0	0	0	0	0	0	125	30	556
17:00	0	14	75	14	0	3	20	0	0	0	0	0	0	0	34	6	166
17:15	0	13	71	8	0	1	7	0	0	0	0	0	0	0	54	4	158
17:30	0	7	55	15	0	7	16	0	0	0	0	0	0	0	39	8	147
17:45	0	12	57	12	0	2	7	0	0	0	0	0	1	0	39	6	136
Hr Total	0	46	258	49	0	13	50	0	0	0	0	0	1	0	166	24	607

TOTAL	0	193	1741	291	0	43	177	0	0	0	0	0	1	0	532	163	3141

NE/NW 8TH STREET & N MIAMI AVENUE
 MIAMI, FLORIDA
 COUNTED BY: MICHAEL MALONE
 SIGNALIZED

TRAFFIC SURVEY SPECIALISTS, INC.
 624 GARDENIA TERRACE
 DELRAY BEACH, FLORIDA 33444
 (561) 272-3255 FAX (561) 272-4381

Site Code : 00090010
 Start Date: 02/11/09
 File I.D. : 8STMIAMI
 Page : 2

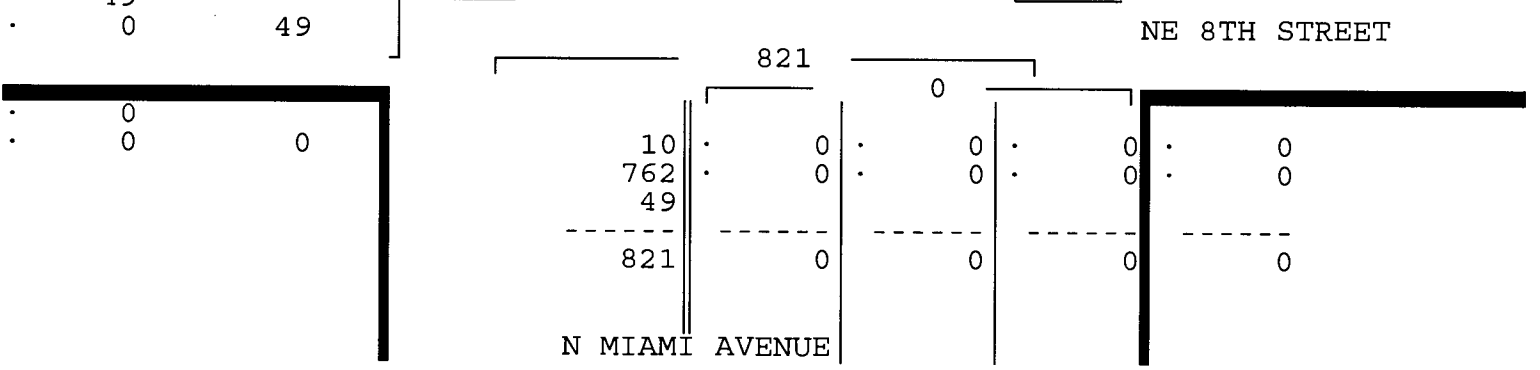
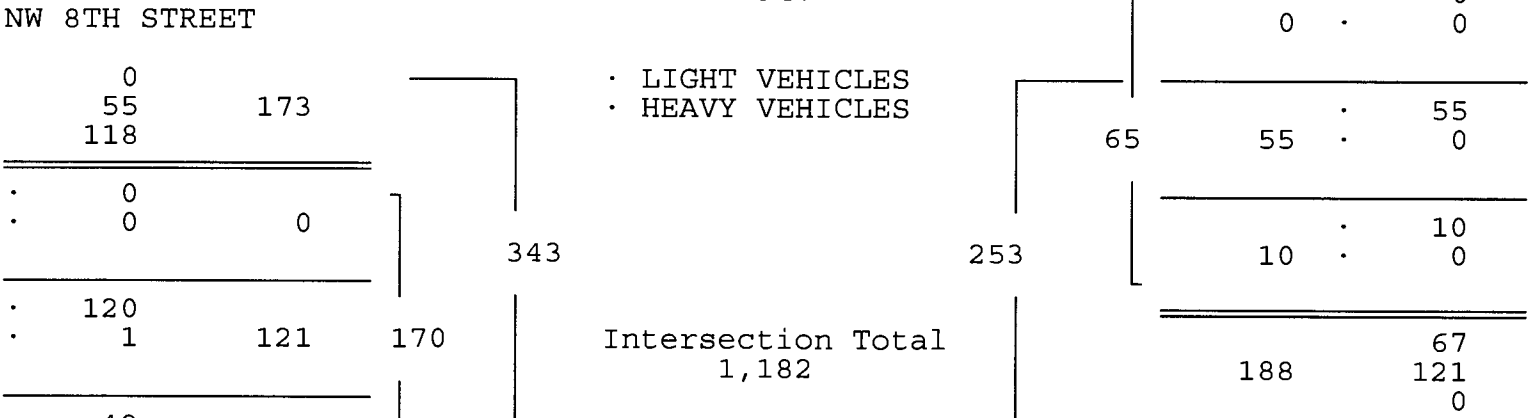
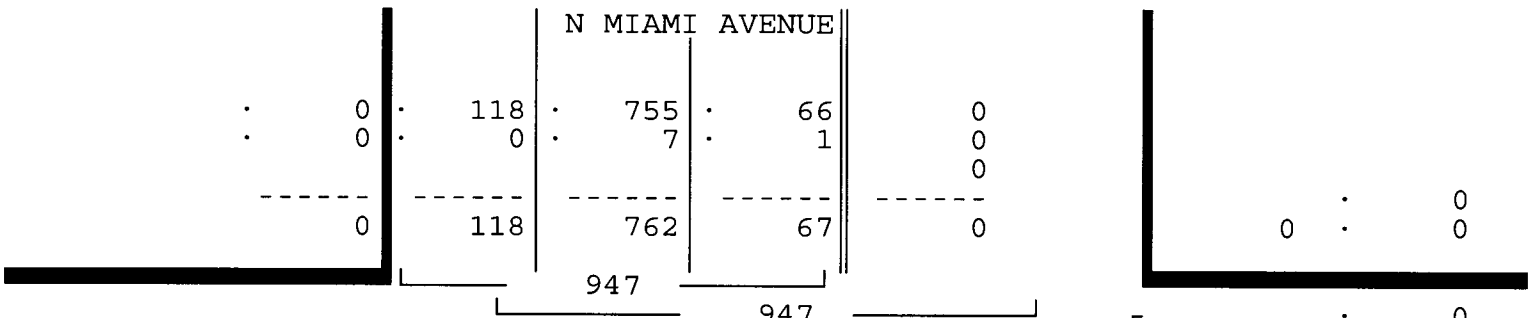
LIGHT VEHICLES, HEAVY VEHICLES

N MIAMI AVENUE From North				NE 8TH STREET From East				N MIAMI AVENUE From South				NW 8TH STREET From West				Total
UTurn	Left	Thru	Right	UTurn	Left	Thru	Right	UTurn	Left	Thru	Right	UTurn	Left	Thru	Right	

Date 02/11/09

Peak Hour Analysis By Entire Intersection for the Period: 07:00 to 09:00 on 02/11/09

Peak start	08:00				08:00				08:00						
Volume	0	67	762	118	0	10	55	0	0	0	0	0	0	121	49
Percent	0%	7%	80%	12%	0%	15%	85%	0%	0%	0%	0%	0%	0%	71%	29%
Pk total	947				65				170						
Highest	08:45				08:45				07:00						
Volume	0	23	218	28	0	3	18	0	0	0	0	0	0	29	20
Hi total	269				21				49						
PHF	.88				.77				.0						



NE/NW 8TH STREET & N MIAMI AVENUE
 MIAMI, FLORIDA
 COUNTED BY: MICHAEL MALONE
 SIGNALIZED

TRAFFIC SURVEY SPECIALISTS, INC.
 624 GARDENIA TERRACE
 DELRAY BEACH, FLORIDA 33444
 (561) 272-3255 FAX (561) 272-4381

Site Code : 00090010
 Start Date: 02/11/09
 File I.D. : 8STMIAMI
 Page : 3

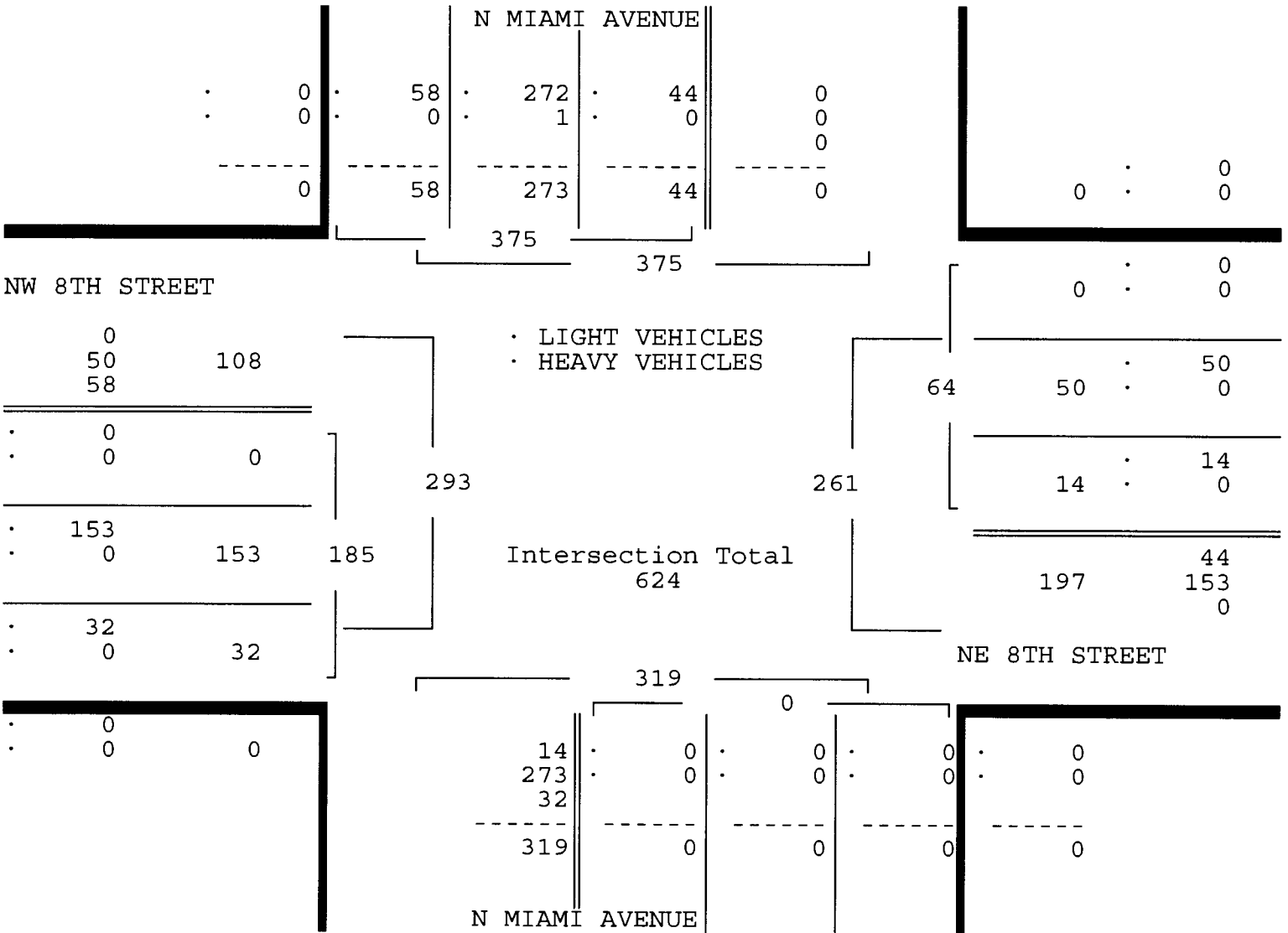
LIGHT VEHICLES, HEAVY VEHICLES

N MIAMI AVENUE From North				NE 8TH STREET From East				N MIAMI AVENUE From South				NW 8TH STREET From West				Total
UTurn	Left	Thru	Right	UTurn	Left	Thru	Right	UTurn	Left	Thru	Right	UTurn	Left	Thru	Right	

Date 02/11/09

Peak Hour Analysis By Entire Intersection for the Period: 16:00 to 18:00 on 02/11/09

Peak start 16:45				16:45				16:45							
Volume	0	44	273	58	0	14	50	0	0	0	0	0	0	153	32
Percent	0%	12%	73%	15%	0%	22%	78%	0%	0%	0%	0%	0%	0%	83%	17%
Pk total	375			64	0			185							
Highest	16:45			17:00			07:00			17:15					
Volume	0	10	72	21	0	3	20	0	0	0	0	0	0	54	4
Hi total	103			23	0			58							
PHF	.91			.70	.0			.80							



NE/NW 8TH STREET & N MIAMI AVENUE
 MIAMI, FLORIDA
 COUNTED BY: MICHAEL MALONE
 SIGNALIZED

TRAFFIC SURVEY SPECIALISTS, INC.
 624 GARDENIA TERRACE
 DELRAY BEACH, FLORIDA 33444
 (561) 272-3255 FAX (561) 272-4381

Site Code : 00090010
 Start Date: 02/11/09
 File I.D. : 8STMIAMI
 Page : 1

HEAVY VEHICLES

Date	N MIAMI AVENUE From North				NE 8TH STREET From East				N MIAMI AVENUE From South				NW 8TH STREET From West				Total
	UTurn	Left	Thru	Right	UTurn	Left	Thru	Right	UTurn	Left	Thru	Right	UTurn	Left	Thru	Right	
02/11/09	-----																
07:00	0	0	0	0	0	0	0	0	0	0	0	0	0	0	0	0	0
07:15	0	0	2	0	0	0	0	0	0	0	0	0	0	0	0	0	2
07:30	0	0	4	0	0	0	0	0	0	0	0	0	0	0	0	0	4
07:45	0	0	3	0	0	0	0	0	0	0	0	0	0	0	0	0	3
Hr Total	0	0	9	0	0	0	0	0	0	0	0	0	0	0	0	0	9
08:00	0	0	2	0	0	0	0	0	0	0	0	0	0	0	0	0	2
08:15	0	1	4	0	0	0	0	0	0	0	0	0	0	0	0	0	5
08:30	0	0	0	0	0	0	0	0	0	0	0	0	0	0	0	0	0
08:45	0	0	1	0	0	0	0	0	0	0	0	0	0	0	1	0	2
Hr Total	0	1	7	0	0	0	0	0	0	0	0	0	0	0	1	0	9
----- * BREAK * -----																	
16:00	0	0	0	0	0	0	0	0	0	0	0	0	0	0	1	0	1
16:15	0	0	1	0	0	0	0	0	0	0	0	0	0	0	1	0	2
16:30	0	0	0	0	0	0	0	0	0	0	0	0	0	0	0	0	0
16:45	0	0	0	0	0	0	0	0	0	0	0	0	0	0	0	0	0
Hr Total	0	0	1	0	0	0	0	0	0	0	0	0	0	0	2	0	3
17:00	0	0	0	0	0	0	0	0	0	0	0	0	0	0	0	0	0
17:15	0	0	0	0	0	0	0	0	0	0	0	0	0	0	0	0	0
17:30	0	0	1	0	0	0	0	0	0	0	0	0	0	0	0	0	1
17:45	0	0	0	0	0	0	0	0	0	0	0	0	0	0	0	0	0
Hr Total	0	0	1	0	0	0	0	0	0	0	0	0	0	0	0	0	1

TOTAL	0	1	18	0	0	0	0	0	0	0	0	0	0	0	3	0	22

NE/NW 8TH STREET & N MIAMI AVENUE
 MIAMI, FLORIDA
 COUNTED BY: MICHAEL MALONE
 SIGNALIZED

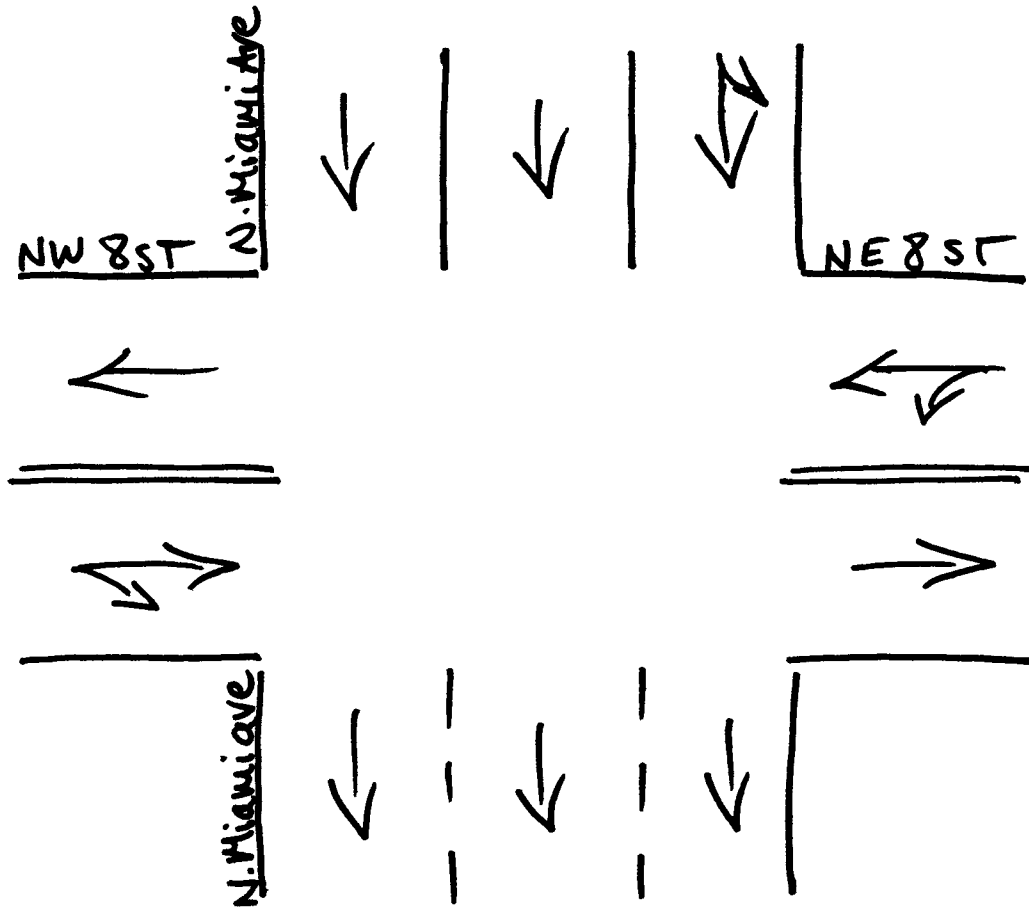
TRAFFIC SURVEY SPECIALISTS, INC.
 624 GARDENIA TERRACE
 DELRAY BEACH, FLORIDA 33444
 (561) 272-3255 FAX (561) 272-4381

Site Code : 00090010
 Start Date: 02/11/09
 File I.D. : 8STMIAMI
 Page : 1

PEDESTRIANS

Date 02/11/09	N MIAMI AVENUE From North				NE 8TH STREET From East				N MIAMI AVENUE From South				NW 8TH STREET From West				Total
	Left	Thru	RIGHT	PEDS	Left	Thru	RIGHT	PEDS	Left	Thru	RIGHT	PEDS	Left	Thru	RIGHT	PEDS	
07:00	0	0	0	6	0	0	0	0	0	0	0	3	0	0	0	0	9
07:15	0	0	0	6	0	0	0	9	0	0	0	13	0	0	0	5	33
07:30	0	0	0	3	0	0	0	1	0	0	0	6	0	0	0	4	14
07:45	0	0	0	3	0	0	0	6	0	0	0	8	0	0	0	8	25
Hr Total	0	0	0	18	0	0	0	16	0	0	0	30	0	0	0	17	81
08:00	0	0	0	4	0	0	0	3	0	0	0	11	0	0	0	16	34
08:15	0	0	0	2	0	0	0	4	0	0	0	2	0	0	0	1	9
08:30	0	0	0	2	0	0	0	2	0	0	0	7	0	0	0	12	23
08:45	0	0	0	10	0	0	0	4	0	0	0	4	0	0	0	8	26
Hr Total	0	0	0	18	0	0	0	13	0	0	0	24	0	0	0	37	92
* BREAK *																	
16:00	0	0	0	15	0	0	0	2	0	0	0	1	0	0	0	0	18
16:15	0	0	0	8	0	0	0	0	0	0	0	3	0	0	0	0	11
16:30	0	0	0	4	0	0	0	0	0	0	0	1	0	0	0	0	5
16:45	0	0	0	6	0	0	0	0	0	0	0	11	0	0	0	0	17
Hr Total	0	0	0	33	0	0	0	2	0	0	0	16	0	0	0	0	51
17:00	0	0	0	4	0	0	0	0	0	0	0	7	0	0	0	5	16
17:15	0	0	0	7	0	0	0	1	0	0	0	4	0	0	0	0	12
17:30	0	0	0	4	0	0	0	2	0	0	0	9	0	0	0	1	16
17:45	0	0	0	5	0	0	0	2	0	0	0	5	0	0	0	1	13
Hr Total	0	0	0	20	0	0	0	5	0	0	0	25	0	0	0	7	57
TOTAL	0	0	0	89	0	0	0	36	0	0	0	95	0	0	0	61	281

↑
North



Miami, Florida
February 11, 2009
drawn by: Luis Palomino
Signalized

NE/NW 7TH STREET & N MIAMI AVENUE
 MIAMI, FLORIDA
 COUNTED BY: SHANE TANNER
 NOT SIGNALIZED

TRAFFIC SURVEY SPECIALISTS, INC.
 624 GARDENIA TERRACE
 DELRAY BEACH, FLORIDA 33444
 (561) 272-3255 FAX (561) 272-4381

Site Code : 00090010
 Start Date: 02/12/09
 File I.D. : 7STMIAMI
 Page : 1

LIGHT VEHICLES, HEAVY VEHICLES

Date	N MIAMI AVENUE From North				NE 7TH STREET From East				N MIAMI AVENUE From South				NW 7TH STREET From West				Total
	UTurn	Left	Thru	Right	UTurn	Left	Thru	Right	UTurn	Left	Thru	Right	UTurn	Left	Thru	Right	
02/12/09	-----																
07:00	0	17	62	0	0	1	0	0	0	0	0	0	0	0	0	0	80
07:15	0	19	93	0	0	4	0	0	0	0	0	0	0	0	0	0	116
07:30	0	19	123	0	0	2	0	0	0	0	0	0	0	0	0	0	144
07:45	0	17	163	0	0	2	0	0	0	0	0	0	0	0	0	0	182
Hr Total	0	72	441	0	0	9	0	0	0	0	0	0	0	0	0	0	522
08:00	0	4	179	0	0	1	0	0	0	0	0	0	0	0	0	0	184
08:15	0	3	212	1	0	10	0	0	0	0	0	0	0	0	0	0	226
08:30	0	5	180	1	0	2	0	0	0	0	0	0	0	0	0	0	188
08:45	0	9	204	0	0	0	0	0	0	0	0	0	0	0	1	0	214
Hr Total	0	21	775	2	0	13	0	0	0	0	0	0	0	0	1	0	812
----- * BREAK * -----																	
16:00	0	1	75	1	0	1	1	0	0	0	0	0	0	0	2	0	81
16:15	0	1	60	0	0	0	0	0	0	0	0	0	0	0	0	0	61
16:30	0	2	85	1	0	3	0	0	0	0	0	0	0	0	0	0	91
16:45	0	3	84	0	0	2	0	0	0	0	0	0	0	0	0	0	89
Hr Total	0	7	304	2	0	6	1	0	0	0	0	0	0	0	2	0	322
17:00	0	5	72	0	0	8	0	0	0	0	0	0	0	0	0	1	86
17:15	0	1	75	0	0	2	0	0	0	0	0	0	0	0	0	0	78
17:30	0	3	84	0	0	3	0	0	0	0	0	0	0	0	1	1	92
17:45	0	4	68	0	0	5	0	0	0	0	0	0	0	0	0	0	77
Hr Total	0	13	299	0	0	18	0	0	0	0	0	0	0	0	1	2	333

TOTAL	0	113	1819	4	0	46	1	0	0	0	0	0	0	0	4	2	1989

NE/NW 7TH STREET & N MIAMI AVENUE
 MIAMI, FLORIDA
 COUNTED BY: SHANE TANNER
 NOT SIGNALIZED

TRAFFIC SURVEY SPECIALISTS, INC.
 624 GARDENIA TERRACE
 DELRAY BEACH, FLORIDA 33444
 (561) 272-3255 FAX (561) 272-4381

Site Code : 00090010
 Start Date: 02/12/09
 File I.D. : 7STMIAMI
 Page : 2

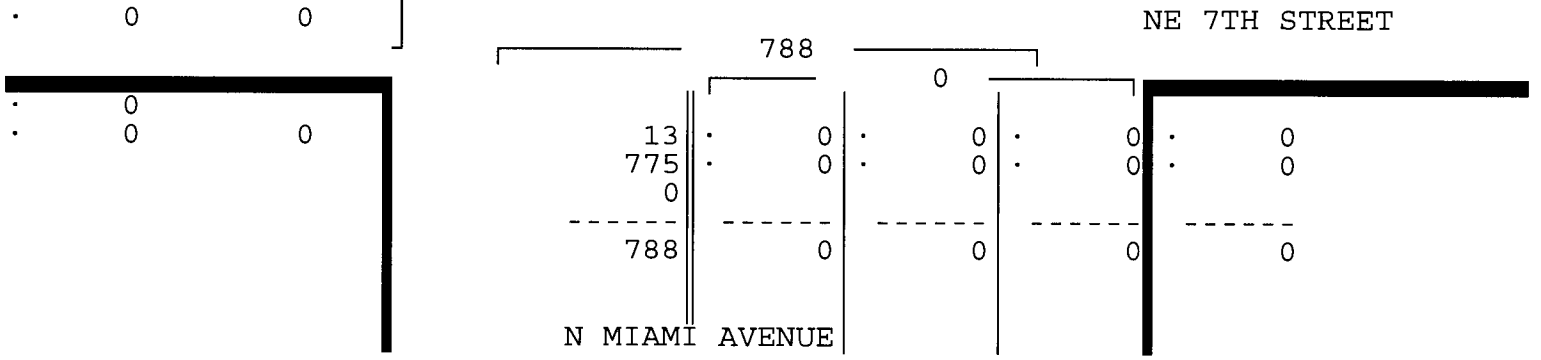
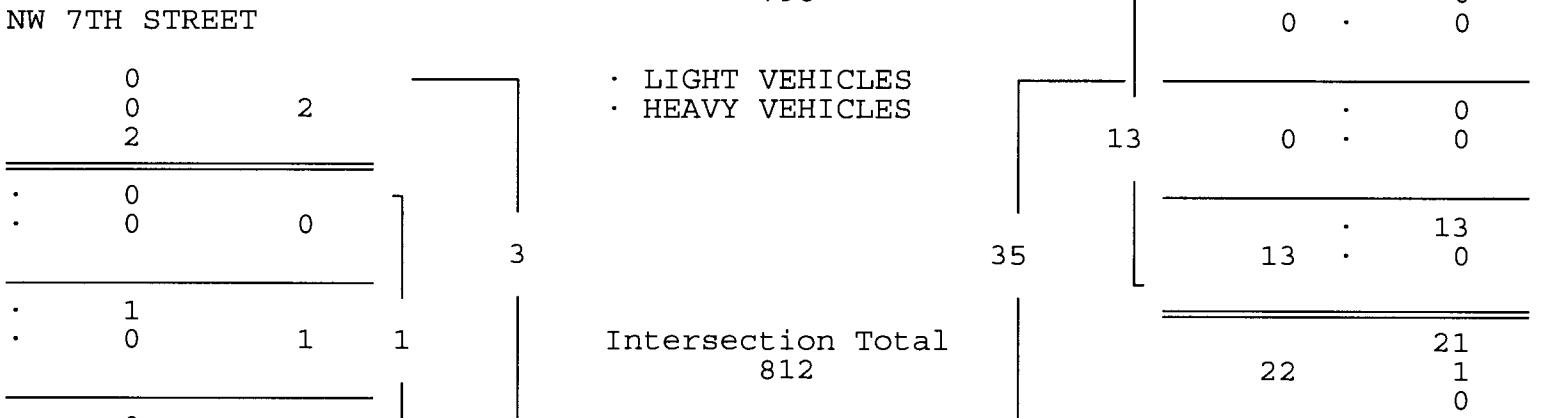
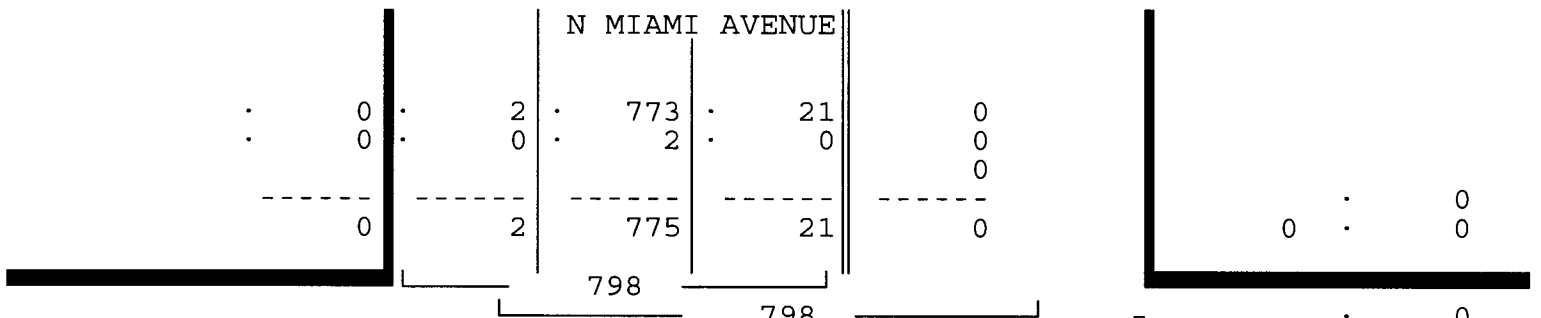
LIGHT VEHICLES, HEAVY VEHICLES

N MIAMI AVENUE From North				NE 7TH STREET From East				N MIAMI AVENUE From South				NW 7TH STREET From West				Total
UTurn	Left	Thru	Right	UTurn	Left	Thru	Right	UTurn	Left	Thru	Right	UTurn	Left	Thru	Right	

Date 02/12/09

Peak Hour Analysis By Entire Intersection for the Period: 07:00 to 09:00 on 02/12/09

Peak start	08:00				08:00				08:00				08:00			
Volume	0	21	775	2	0	13	0	0	0	0	0	0	0	1	0	
Percent	0%	3%	97%	0%	0%	100%	0%	0%	0%	0%	0%	0%	0%	100%	0%	
Pk total	798				13				0				1			
Highest	08:15				08:15				07:00				08:45			
Volume	0	3	212	1	0	10	0	0	0	0	0	0	0	1	0	
Hi total	216				10				0				1			
PHF	.92				.32				.0				.25			



NE/NW 7TH STREET & N MIAMI AVENUE
 MIAMI, FLORIDA
 COUNTED BY: SHANE TANNER
 NOT SIGNALIZED

TRAFFIC SURVEY SPECIALISTS, INC.
 624 GARDENIA TERRACE
 DELRAY BEACH, FLORIDA 33444
 (561) 272-3255 FAX (561) 272-4381

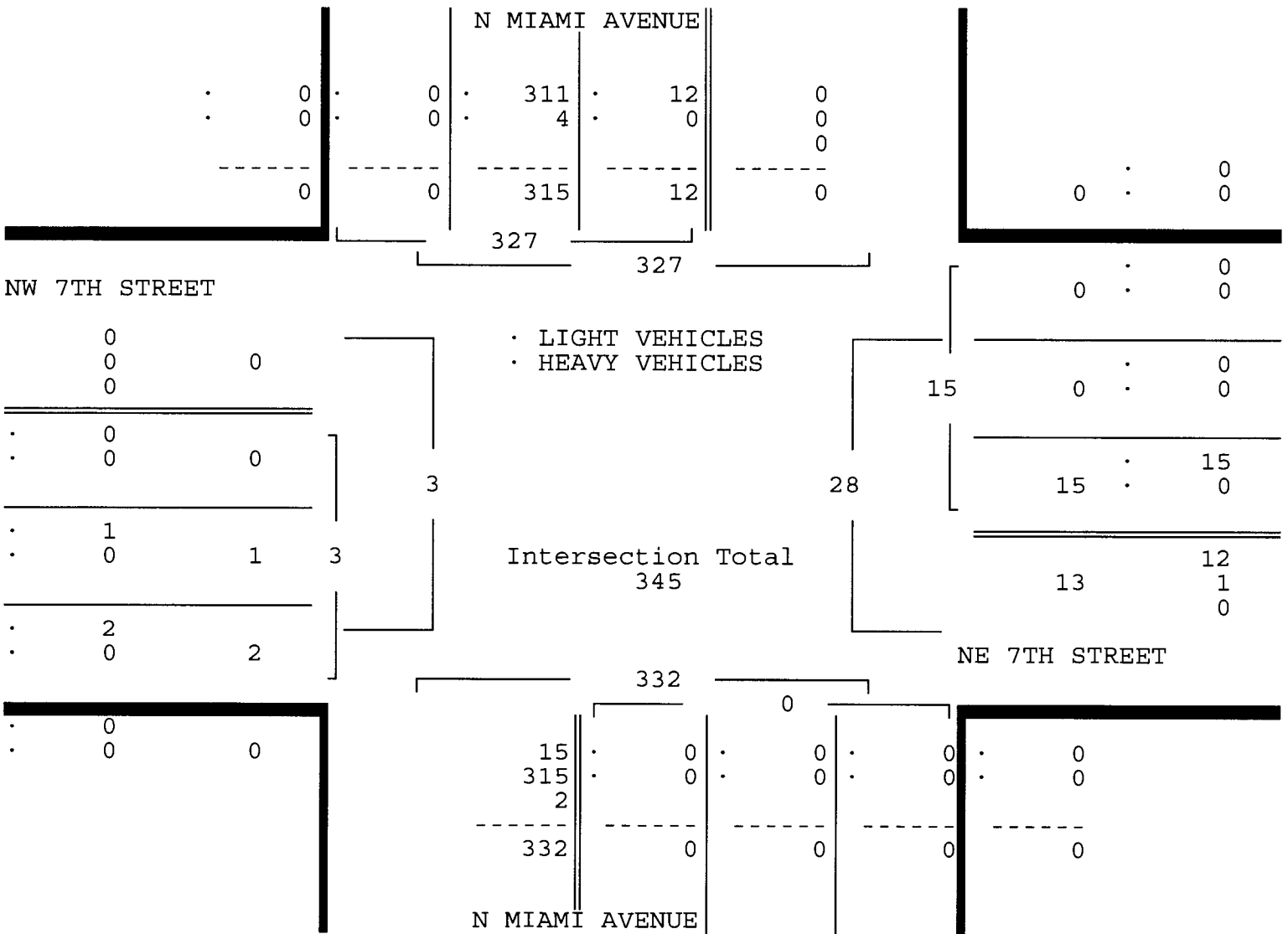
Site Code : 00090010
 Start Date: 02/12/09
 File I.D. : 7STMIAMI
 Page : 3

LIGHT VEHICLES, HEAVY VEHICLES

N MIAMI AVENUE From North				NE 7TH STREET From East				N MIAMI AVENUE From South				NW 7TH STREET From West				Total
U	L	T	R	U	L	T	R	U	L	T	R	U	L	T	R	

Date 02/12/09
 Peak Hour Analysis By Entire Intersection for the Period: 16:00 to 18:00 on 02/12/09

Peak start 16:45				16:45				16:45				16:45			
Volume	0	12	315	0	0	15	0	0	0	0	0	0	0	1	2
Percent	0%	4%	96%	0%	0%	100%	0%	0%	0%	0%	0%	0%	0%	33%	67%
Pk total	327			15			0			3					
Highest	16:45			17:00			07:00			17:30					
Volume	0	3	84	0	0	8	0	0	0	0	0	0	0	1	1
Hi total	87			8			0			2					
PHF	.94			.47			.0			.38					



NE/NW 7TH STREET & N MIAMI AVENUE
 MIAMI, FLORIDA
 COUNTED BY: SHANE TANNER
 NOT SIGNALIZED

TRAFFIC SURVEY SPECIALISTS, INC.
 624 GARDENIA TERRACE
 DELRAY BEACH, FLORIDA 33444
 (561) 272-3255 FAX (561) 272-4381

Site Code : 00090010
 Start Date: 02/12/09
 File I.D. : 7STMIAMI
 Page : 1

HEAVY VEHICLES

Date	N MIAMI AVENUE From North				NE 7TH STREET From East				N MIAMI AVENUE From South				NW 7TH STREET From West				Total
	UTurn	Left	Thru	Right	UTurn	Left	Thru	Right	UTurn	Left	Thru	Right	UTurn	Left	Thru	Right	
02/12/09	-----																
07:00	0	0	0	0	0	0	0	0	0	0	0	0	0	0	0	0	0
07:15	0	0	0	0	0	0	0	0	0	0	0	0	0	0	0	0	0
07:30	0	0	0	0	0	0	0	0	0	0	0	0	0	0	0	0	0
07:45	0	0	2	0	0	0	0	0	0	0	0	0	0	0	0	0	2
Hr Total	0	0	2	0	0	0	0	0	0	0	0	0	0	0	0	0	2
08:00	0	0	0	0	0	0	0	0	0	0	0	0	0	0	0	0	0
08:15	0	0	0	0	0	0	0	0	0	0	0	0	0	0	0	0	0
08:30	0	0	0	0	0	0	0	0	0	0	0	0	0	0	0	0	0
08:45	0	0	2	0	0	0	0	0	0	0	0	0	0	0	0	0	2
Hr Total	0	0	2	0	0	0	0	0	0	0	0	0	0	0	0	0	2
----- * BREAK * -----																	
16:00	0	0	1	0	0	0	0	0	0	0	0	0	0	0	0	0	1
16:15	0	0	0	0	0	0	0	0	0	0	0	0	0	0	0	0	0
16:30	0	0	0	0	0	0	0	0	0	0	0	0	0	0	0	0	0
16:45	0	0	1	0	0	0	0	0	0	0	0	0	0	0	0	0	1
Hr Total	0	0	2	0	0	0	0	0	0	0	0	0	0	0	0	0	2
17:00	0	0	0	0	0	0	0	0	0	0	0	0	0	0	0	0	0
17:15	0	0	1	0	0	0	0	0	0	0	0	0	0	0	0	0	1
17:30	0	0	2	0	0	0	0	0	0	0	0	0	0	0	0	0	2
17:45	0	0	0	0	0	0	0	0	0	0	0	0	0	0	0	0	0
Hr Total	0	0	3	0	0	0	0	0	0	0	0	0	0	0	0	0	3
TOTAL	0	0	9	0	0	0	0	0	0	0	0	0	0	0	0	0	9

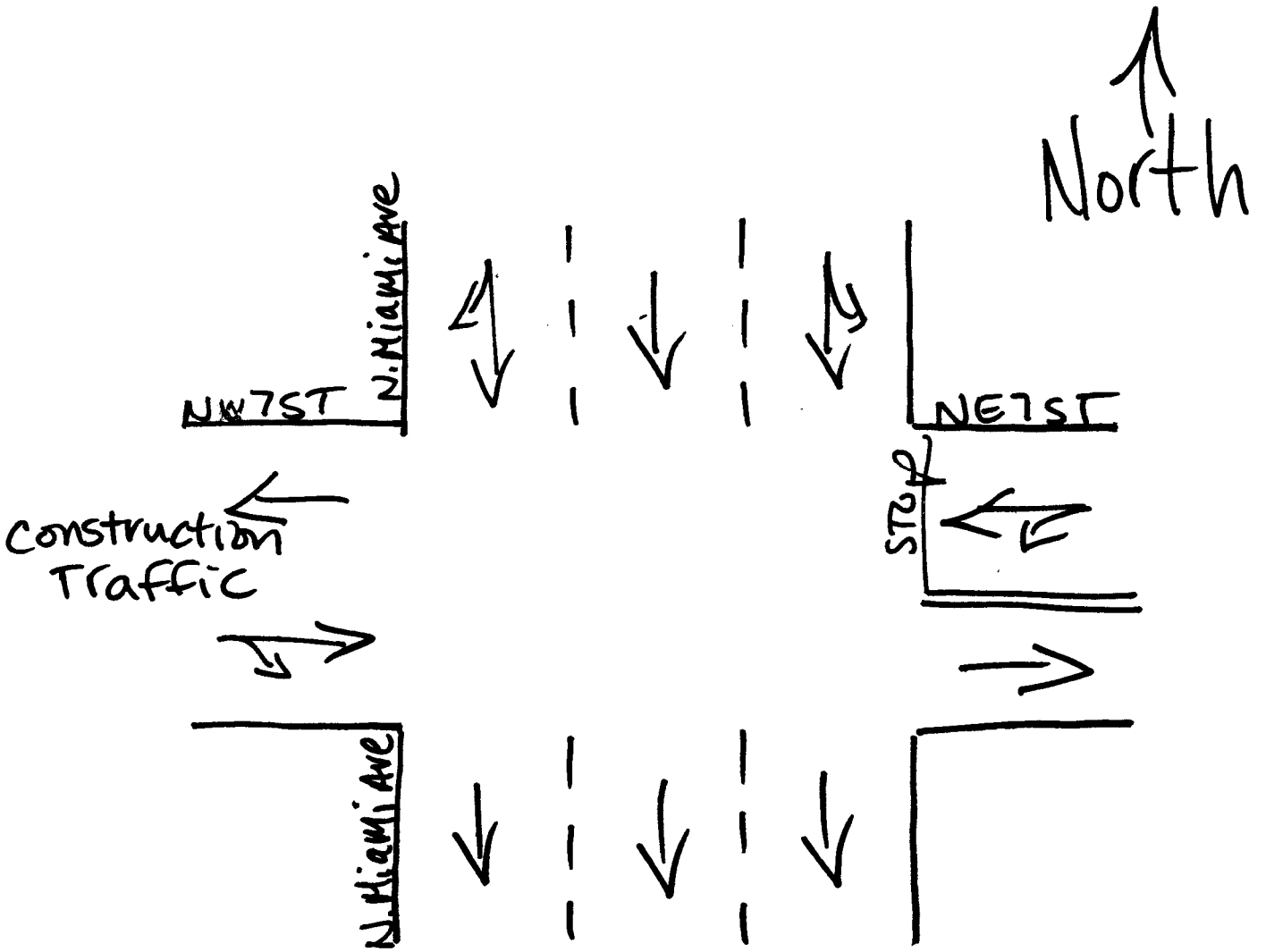
NE/NW 7TH STREET & N MIAMI AVENUE
 MIAMI, FLORIDA
 COUNTED BY: SHANE TANNER
 NOT SIGNALIZED

TRAFFIC SURVEY SPECIALISTS, INC.
 624 GARDENIA TERRACE
 DELRAY BEACH, FLORIDA 33444
 (561) 272-3255 FAX (561) 272-4381

Site Code : 00090010
 Start Date: 02/12/09
 File I.D. : 7STMIAMI
 Page : 1

PEDESTRIANS

Date 02/12/09	N MIAMI AVENUE From North				NE 7TH STREET From East				N MIAMI AVENUE From South				NW 7TH STREET From West				Total
	Left	Thru	RIGHT	PEDS	Left	Thru	RIGHT	PEDS	Left	Thru	RIGHT	PEDS	Left	Thru	RIGHT	PEDS	
07:00	0	0	0	0	0	0	0	4	0	0	0	2	0	0	0	1	7
07:15	0	0	0	0	0	0	0	0	0	0	0	0	0	0	0	0	0
07:30	0	0	0	0	0	0	0	4	0	0	0	0	0	0	0	3	7
07:45	0	0	0	1	0	0	0	8	0	0	0	0	0	0	0	2	11
Hr Total	0	0	0	1	0	0	0	16	0	0	0	2	0	0	0	6	25
08:00	0	0	0	0	0	0	0	6	0	0	0	0	0	0	0	0	6
08:15	0	0	0	0	0	0	0	2	0	0	0	1	0	0	0	7	10
08:30	0	0	0	0	0	0	0	7	0	0	0	1	0	0	0	6	14
08:45	0	0	0	0	0	0	0	3	0	0	0	0	0	0	0	8	11
Hr Total	0	0	0	0	0	0	0	18	0	0	0	2	0	0	0	21	41
----- * BREAK * -----																	
16:00	0	0	0	0	0	0	0	5	0	0	0	0	0	0	0	5	10
16:15	0	0	0	2	0	0	0	1	0	0	0	0	0	0	0	6	9
16:30	0	0	0	0	0	0	0	3	0	0	0	0	0	0	0	0	3
16:45	0	0	0	0	0	0	0	5	0	0	0	1	0	0	0	1	7
Hr Total	0	0	0	2	0	0	0	14	0	0	0	1	0	0	0	12	29
17:00	0	0	0	2	0	0	0	3	0	0	0	1	0	0	0	1	7
17:15	0	0	0	2	0	0	0	2	0	0	0	0	0	0	0	1	5
17:30	0	0	0	0	0	0	0	0	0	0	0	0	0	0	0	1	1
17:45	0	0	0	0	0	0	0	0	0	0	0	0	0	0	0	2	2
Hr Total	0	0	0	4	0	0	0	5	0	0	0	1	0	0	0	5	15
TOTAL	0	0	0	7	0	0	0	53	0	0	0	6	0	0	0	44	110



Miami, Florida
 February 12, 2009
 drawn by: Luis Palomino
 NOT signalized

NE/NW 6TH STREET & N MIAMI AVENUE
 MIAMI, FLORIDA
 COUNTED BY: JOHNNY MOLESTINA
 SIGNALIZED

TRAFFIC SURVEY SPECIALISTS, INC.
 624 GARDENIA TERRACE
 DELRAY BEACH, FLORIDA 33444
 (561) 272-3255 FAX (561) 272-4381

Site Code : 00900010
 Start Date: 02/12/09
 File I.D. : 6STMIAMI
 Page : 2

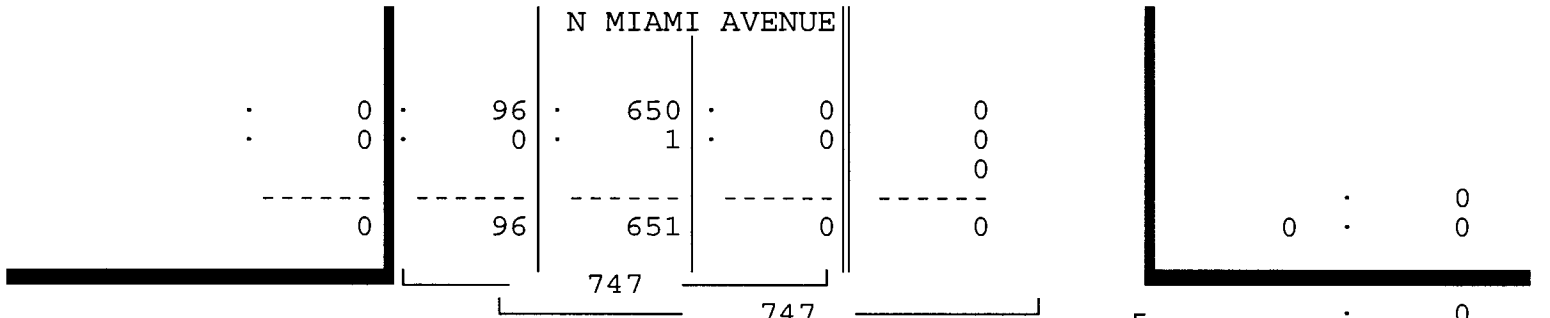
LIGHT VEHICLES, HEAVY VEHICLES

N MIAMI AVENUE From North				NE 6TH STREET From East				N MIAMI AVENUE From South				NW 6TH STREET From West				Total
UTurn	Left	Thru	Right	UTurn	Left	Thru	Right	UTurn	Left	Thru	Right	UTurn	Left	Thru	Right	

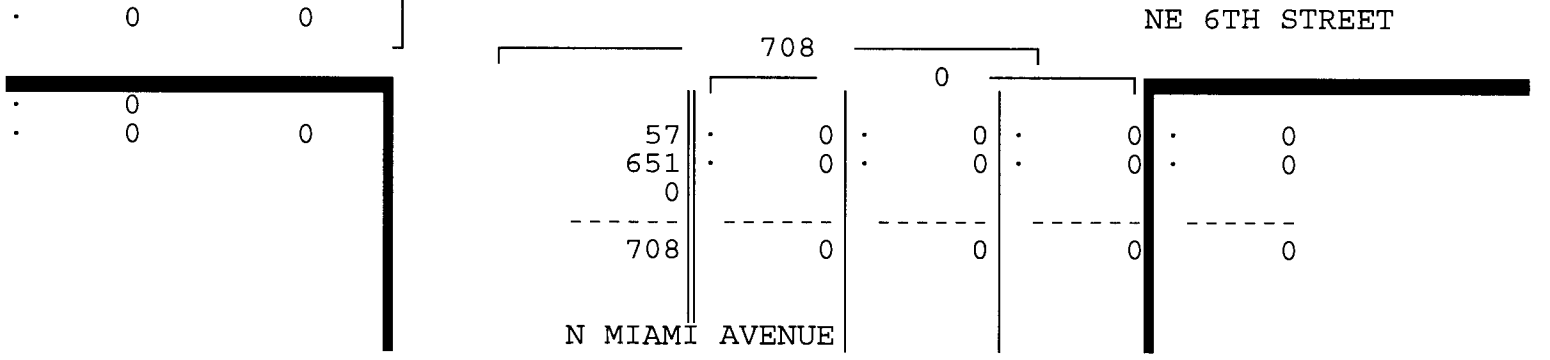
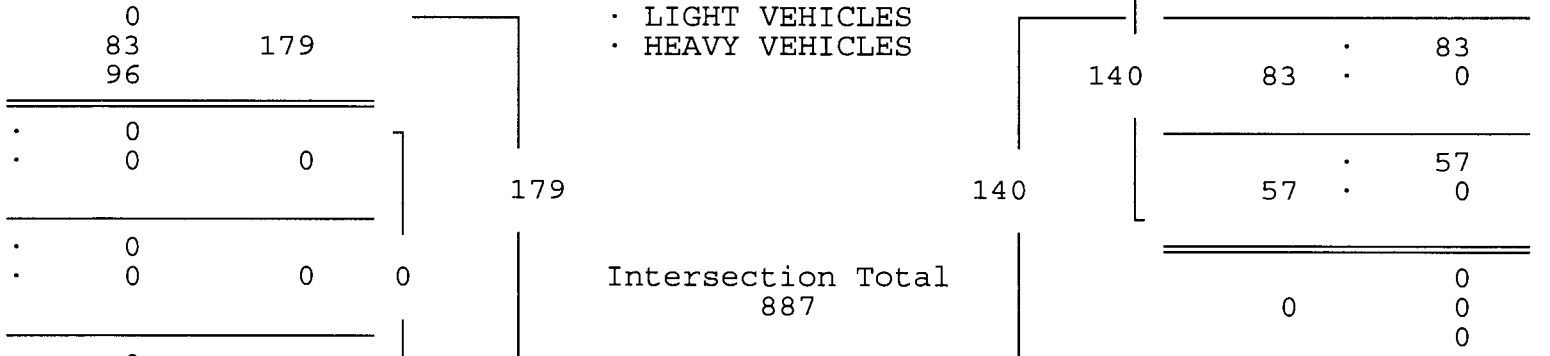
Date 02/12/09

Peak Hour Analysis By Entire Intersection for the Period: 07:00 to 09:00 on 02/12/09

Peak start	08:00				08:00				08:00						
Volume	0	0	651	96	0	57	83	0	0	0	0	0	0	0	0
Percent	0%	0%	87%	13%	0%	41%	59%	0%	0%	0%	0%	0%	0%	0%	0%
Pk total	747				140				0						
Highest	08:15				08:30				07:00						
Volume	0	0	189	22	0	13	26	0	0	0	0	0	0	0	0
Hi total	211				39				0						
PHF	.89				.90				.0						



NW 6TH STREET



NE/NW 6TH STREET & N MIAMI AVENUE
 MIAMI, FLORIDA
 COUNTED BY: JOHNNY MOLESTINA
 SIGNALIZED

TRAFFIC SURVEY SPECIALISTS, INC.
 624 GARDENIA TERRACE
 DELRAY BEACH, FLORIDA 33444
 (561) 272-3255 FAX (561) 272-4381

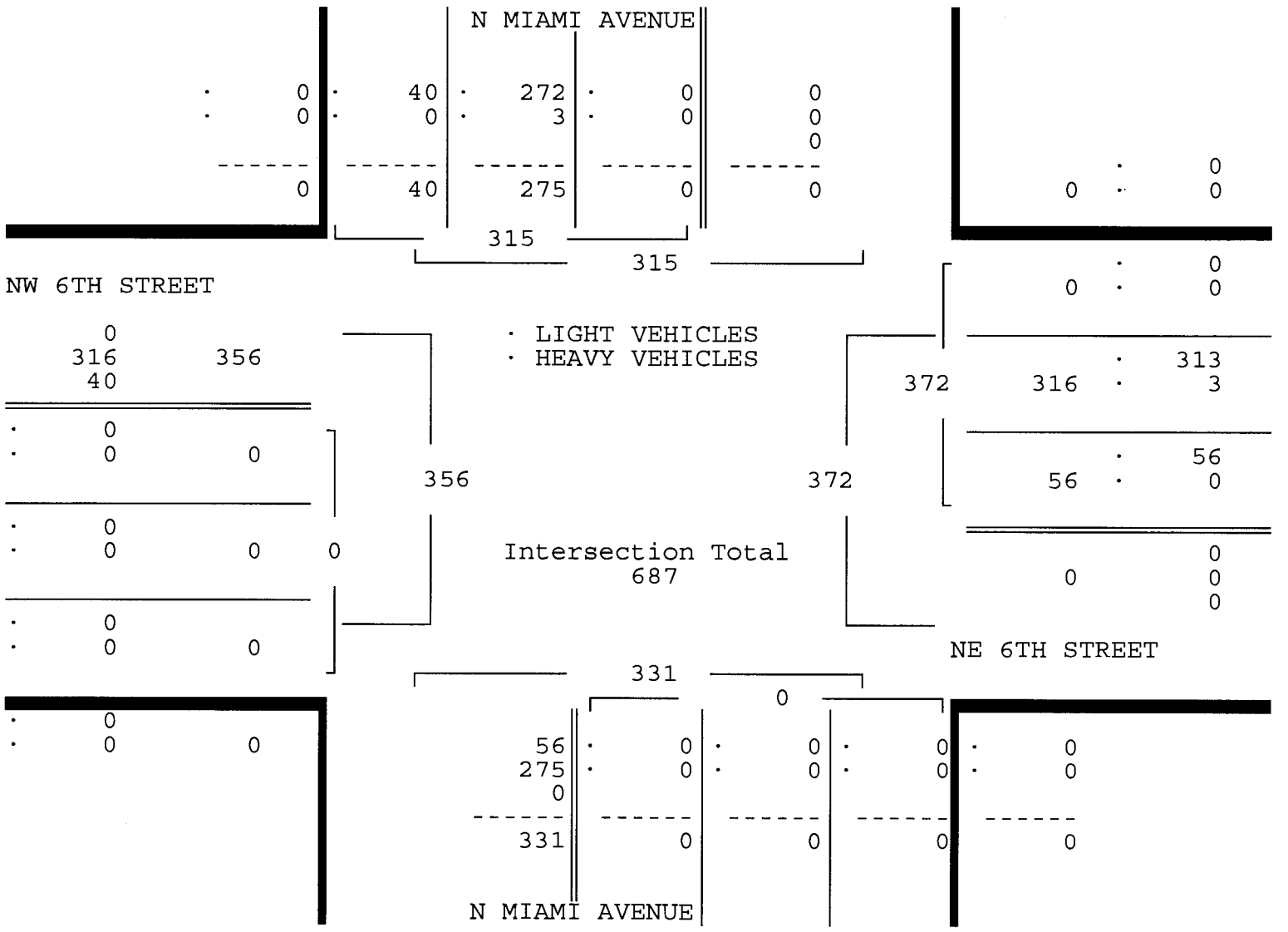
Site Code : 00900010
 Start Date: 02/12/09
 File I.D. : 6STMIAMI
 Page : 3

LIGHT VEHICLES, HEAVY VEHICLES

N MIAMI AVENUE From North				NE 6TH STREET From East				N MIAMI AVENUE From South				NW 6TH STREET From West				Total
U Turn	Left	Thru	Right	U Turn	Left	Thru	Right	U Turn	Left	Thru	Right	U Turn	Left	Thru	Right	

Date 02/12/09
 Peak Hour Analysis By Entire Intersection for the Period: 16:00 to 18:00 on 02/12/09

Peak start 17:00	17:00				17:00				17:00						
Volume	0	0	275	40	0	56	316	0	0	0	0	0	0	0	0
Percent	0%	0%	87%	13%	0%	15%	85%	0%	0%	0%	0%	0%	0%	0%	0%
Pk total	315				372				0						
Highest	17:00				17:00				07:00						
Volume	0	0	69	16	0	9	98	0	0	0	0	0	0	0	0
Hi total	85				107				0						
PHF	.93				.87				.0						



NE/NW 6TH STREET & N MIAMI AVENUE
 MIAMI, FLORIDA
 COUNTED BY: JOHNNY MOLESTINA
 SIGNALIZED

TRAFFIC SURVEY SPECIALISTS, INC.
 624 GARDENIA TERRACE
 DELRAY BEACH, FLORIDA 33444
 (561) 272-3255 FAX (561) 272-4381

Site Code : 00900010
 Start Date: 02/12/09
 File I.D. : 6STMIAMI
 Page : 1

HEAVY VEHICLES

Date	N MIAMI AVENUE From North				NE 6TH STREET From East				N MIAMI AVENUE From South				NW 6TH STREET From West				Total
	UTurn	Left	Thru	Right	UTurn	Left	Thru	Right	UTurn	Left	Thru	Right	UTurn	Left	Thru	Right	
02/12/09	-----																
07:00	0	0	0	0	0	0	0	0	0	0	0	0	0	0	0	0	0
07:15	0	0	0	0	0	0	0	0	0	0	0	0	0	0	0	0	0
07:30	0	0	0	0	0	0	0	0	0	0	0	0	0	0	0	0	0
07:45	0	0	1	0	0	0	0	0	0	0	0	0	0	0	0	0	1
Hr Total	0	0	1	0	0	0	0	0	0	0	0	0	0	0	0	0	1
08:00	0	0	0	0	0	0	0	0	0	0	0	0	0	0	0	0	0
08:15	0	0	0	0	0	0	0	0	0	0	0	0	0	0	0	0	0
08:30	0	0	0	0	0	0	0	0	0	0	0	0	0	0	0	0	0
08:45	0	0	1	0	0	0	0	0	0	0	0	0	0	0	0	0	1
Hr Total	0	0	1	0	0	0	0	0	0	0	0	0	0	0	0	0	1
----- * BREAK * -----																	
16:00	0	0	1	0	0	0	2	0	0	0	0	0	0	0	0	0	3
16:15	0	0	0	0	0	0	2	0	0	0	0	0	0	0	0	0	2
16:30	0	0	0	0	0	0	1	0	0	0	0	0	0	0	0	0	1
16:45	0	0	1	0	0	0	0	0	0	0	0	0	0	0	0	0	1
Hr Total	0	0	2	0	0	0	5	0	0	0	0	0	0	0	0	0	7
17:00	0	0	0	0	0	0	0	0	0	0	0	0	0	0	0	0	0
17:15	0	0	1	0	0	0	2	0	0	0	0	0	0	0	0	0	3
17:30	0	0	1	0	0	0	0	0	0	0	0	0	0	0	0	0	1
17:45	0	0	1	0	0	0	1	0	0	0	0	0	0	0	0	0	2
Hr Total	0	0	3	0	0	0	3	0	0	0	0	0	0	0	0	0	6

TOTAL	0	0	7	0	0	0	8	0	0	0	0	0	0	0	0	0	15

NE/NW 6TH STREET & N MIAMI AVENUE
 MIAMI, FLORIDA
 COUNTED BY: JOHNNY MOLESTINA
 SIGNALIZED

TRAFFIC SURVEY SPECIALISTS, INC.
 624 GARDENIA TERRACE
 DELRAY BEACH, FLORIDA 33444
 (561) 272-3255 FAX (561) 272-4381

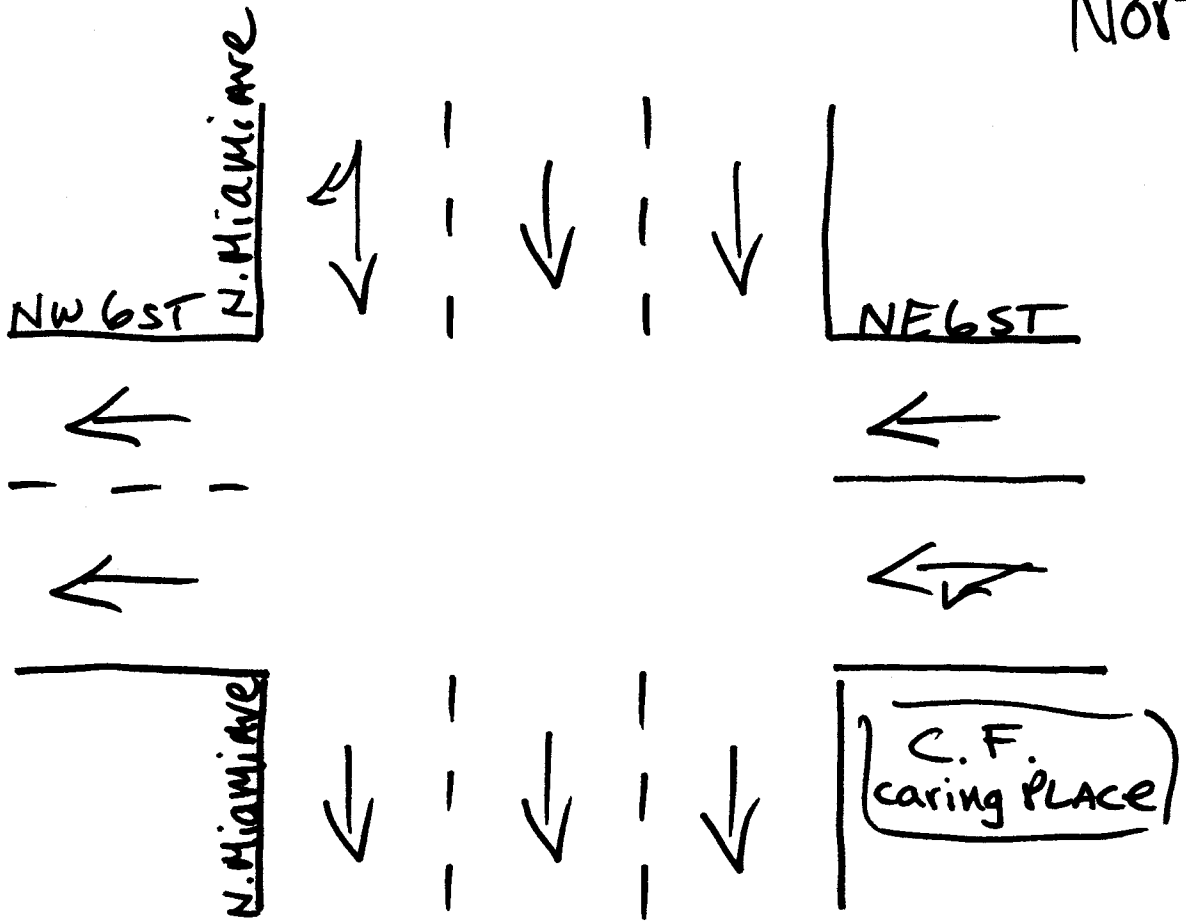
Site Code : 00900010
 Start Date: 02/12/09
 File I.D. : 6STMIAMI
 Page : 1

PEDESTRIANS

Date	N MIAMI AVENUE From North				NE 6TH STREET From East				N MIAMI AVENUE From South				NW 6TH STREET From West				Total
	Left	Thru	RIGHT	PEDS	Left	Thru	RIGHT	PEDS	Left	Thru	RIGHT	PEDS	Left	Thru	RIGHT	PEDS	
02/12/09	-----																
07:00	0	0	0	0	0	0	0	0	0	0	0	1	0	0	0	1	2
07:15	0	0	0	2	0	0	0	0	0	0	0	0	0	0	0	2	4
07:30	0	0	0	2	0	0	0	2	0	0	0	5	0	0	0	1	10
07:45	0	0	0	2	0	0	0	6	0	0	0	7	0	0	0	4	19
Hr Total	0	0	0	6	0	0	0	8	0	0	0	13	0	0	0	8	35
08:00	0	0	0	1	0	0	0	12	0	0	0	2	0	0	0	2	17
08:15	0	0	0	0	0	0	0	2	0	0	0	1	0	0	0	3	6
08:30	0	0	0	1	0	0	0	4	0	0	0	2	0	0	0	6	13
08:45	0	0	0	0	0	0	0	0	0	0	0	1	0	0	0	3	4
Hr Total	0	0	0	2	0	0	0	18	0	0	0	6	0	0	0	14	40
----- * BREAK * -----																	
16:00	0	0	0	0	0	0	0	2	0	0	0	0	0	0	0	5	7
16:15	0	0	0	1	0	0	0	2	0	0	0	0	0	0	0	4	7
16:30	0	0	0	0	0	0	0	2	0	0	0	0	0	0	0	0	2
16:45	0	0	0	2	0	0	0	0	0	0	0	0	0	0	0	3	5
Hr Total	0	0	0	3	0	0	0	6	0	0	0	0	0	0	0	12	21
17:00	0	0	0	0	0	0	0	3	0	0	0	1	0	0	0	0	4
17:15	0	0	0	0	0	0	0	2	0	0	0	2	0	0	0	1	5
17:30	0	0	0	1	0	0	0	0	0	0	0	0	0	0	0	1	2
17:45	0	0	0	0	0	0	0	0	0	0	0	0	0	0	0	1	1
Hr Total	0	0	0	1	0	0	0	5	0	0	0	3	0	0	0	3	12

TOTAL	0	0	0	12	0	0	0	37	0	0	0	22	0	0	0	37	108

North ↑



Miami, Florida

February 12, 2009

drawn by: Luis Palomino
Signalized

NE/NW 5TH STREET & N MIAMI AVENUE
 MIAMI, FLORIDA
 COUNTED BY: GIANCARLO JOHN
 SIGNALIZED

TRAFFIC SURVEY SPECIALISTS, INC.
 624 GARDENIA TERRACE
 DELRAY BEACH, FLORIDA 33444
 (561) 272-3255 FAX (561) 272-4381

Site Code : 00090010
 Start Date: 02/18/09
 File I.D. : 5STMIAMI
 Page : 1

LIGHT VEHICLES, HEAVY VEHICLES

Date	N MIAMI AVENUE From North				NE 5TH STREET From East				N MIAMI AVENUE From South				NW 5TH STREET From West				Total
	UTurn	Left	Thru	Right	UTurn	Left	Thru	Right	UTurn	Left	Thru	Right	UTurn	Left	Thru	Right	
02/18/09	-----																
07:00	0	23	40	0	0	0	0	0	0	0	0	0	0	0	130	9	202
07:15	0	37	48	0	0	0	0	0	0	0	0	0	0	0	120	11	216
07:30	0	52	81	0	0	0	0	0	0	0	0	0	0	0	204	17	354
07:45	0	65	100	0	0	0	0	0	0	0	0	0	0	0	186	25	376
Hr Total	0	177	269	0	0	0	0	0	0	0	0	0	0	0	640	62	1148
08:00	0	47	108	0	0	0	0	0	0	0	0	0	0	0	165	23	343
08:15	0	49	111	0	0	0	0	0	0	0	0	0	0	0	143	35	338
08:30	0	50	123	0	0	0	0	0	0	0	0	0	0	0	176	28	377
08:45	0	71	146	0	0	0	0	0	0	0	0	0	0	0	206	18	441
Hr Total	0	217	488	0	0	0	0	0	0	0	0	0	0	0	690	104	1499
----- * BREAK * -----																	
16:00	0	20	53	0	0	0	0	0	0	0	0	0	0	0	77	6	156
16:15	0	14	50	0	0	0	0	0	0	0	0	0	0	0	75	10	149
16:30	0	20	37	0	0	0	0	0	0	0	0	0	0	0	88	10	155
16:45	0	14	48	0	0	0	0	0	0	0	0	0	0	0	81	9	152
Hr Total	0	68	188	0	0	0	0	0	0	0	0	0	0	0	321	35	612
17:00	0	23	52	0	0	0	0	0	0	0	0	0	0	0	126	13	214
17:15	0	31	56	0	0	0	0	0	0	0	0	0	0	0	150	12	249
17:30	0	31	60	0	0	0	0	0	0	0	0	0	0	0	133	6	230
17:45	0	27	52	0	0	0	0	0	0	0	0	0	0	0	125	9	213
Hr Total	0	112	220	0	0	0	0	0	0	0	0	0	0	0	534	40	906

TOTAL	0	574	1165	0	0	0	0	0	0	0	0	0	0	0	2185	241	4165

NE/NW 5TH STREET & N MIAMI AVENUE
 MIAMI, FLORIDA
 COUNTED BY: GIANCARLO JOHN
 SIGNALIZED

TRAFFIC SURVEY SPECIALISTS, INC.
 624 GARDENIA TERRACE
 DELRAY BEACH, FLORIDA 33444
 (561) 272-3255 FAX (561) 272-4381

Site Code : 00090010
 Start Date: 02/18/09
 File I.D. : 5STMIAMI
 Page : 2

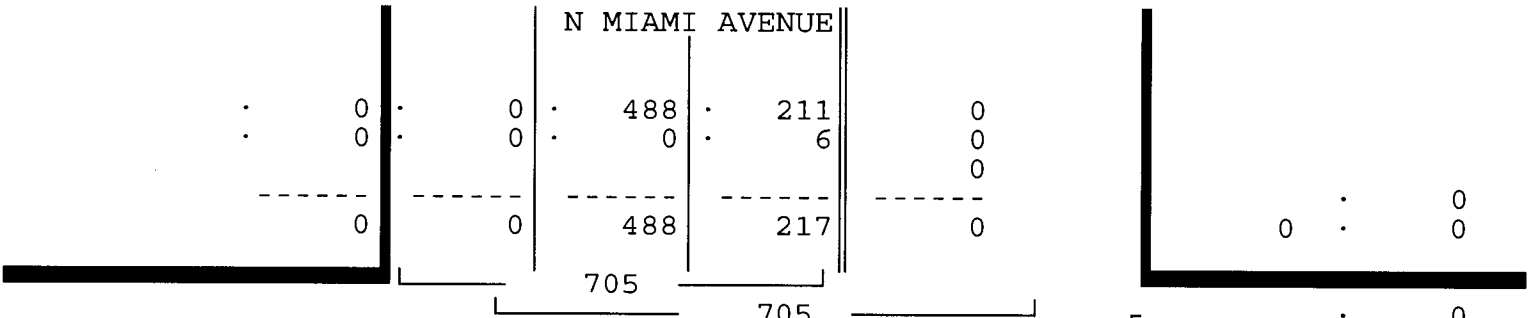
LIGHT VEHICLES, HEAVY VEHICLES

N MIAMI AVENUE From North				NE 5TH STREET From East				N MIAMI AVENUE From South				NW 5TH STREET From West				Total
UTurn	Left	Thru	Right	UTurn	Left	Thru	Right	UTurn	Left	Thru	Right	UTurn	Left	Thru	Right	

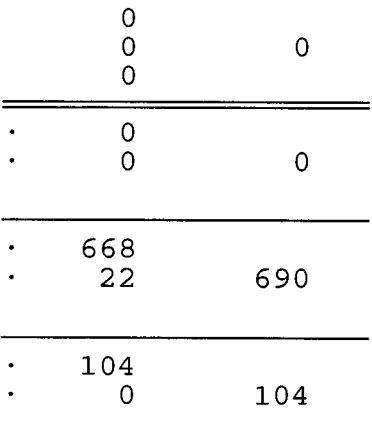
Date 02/18/09

Peak Hour Analysis By Entire Intersection for the Period: 07:00 to 09:00 on 02/18/09

Peak start	08:00				08:00				08:00						
Volume	0	217	488	0	0	0	0	0	0	0	0	0	0	690	104
Percent	0%	31%	69%	0%	0%	0%	0%	0%	0%	0%	0%	0%	0%	87%	13%
Pk total	705				0				794						
Highest	08:45				07:00				07:00				08:45		
Volume	0	71	146	0	0	0	0	0	0	0	0	0	0	206	18
Hi total	217				0				224						
PHF	.81				.0				.89						

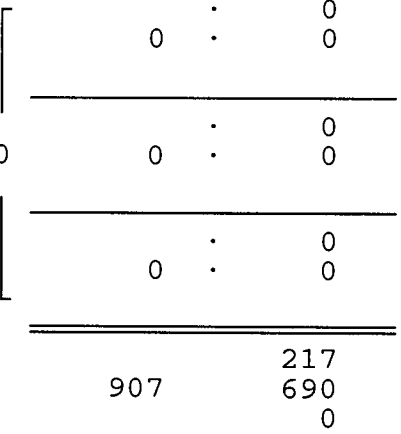


NW 5TH STREET

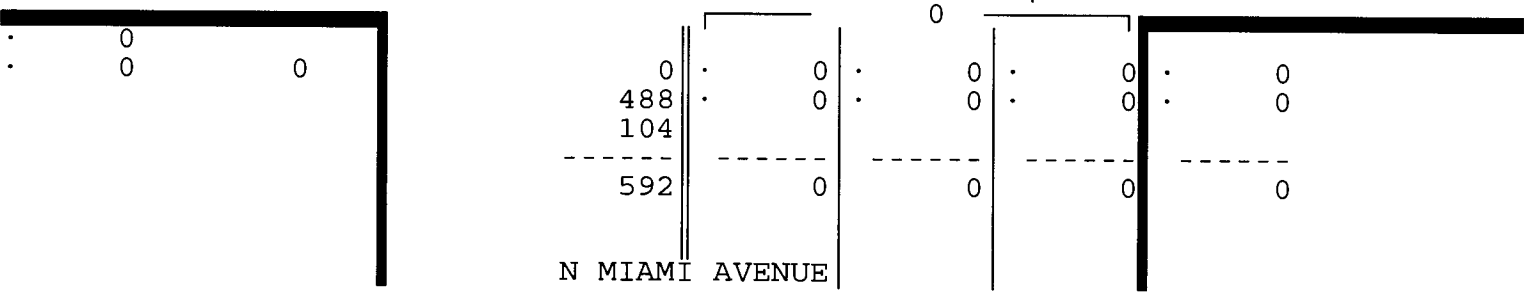


Intersection Total
 1,499

• LIGHT VEHICLES
 • HEAVY VEHICLES



NE 5TH STREET



N MIAMI AVENUE

NE/NW 5TH STREET & N MIAMI AVENUE
 MIAMI, FLORIDA
 COUNTED BY: GIANCARLO JOHN
 SIGNALIZED

TRAFFIC SURVEY SPECIALISTS, INC.
 624 GARDENIA TERRACE
 DELRAY BEACH, FLORIDA 33444
 (561) 272-3255 FAX (561) 272-4381

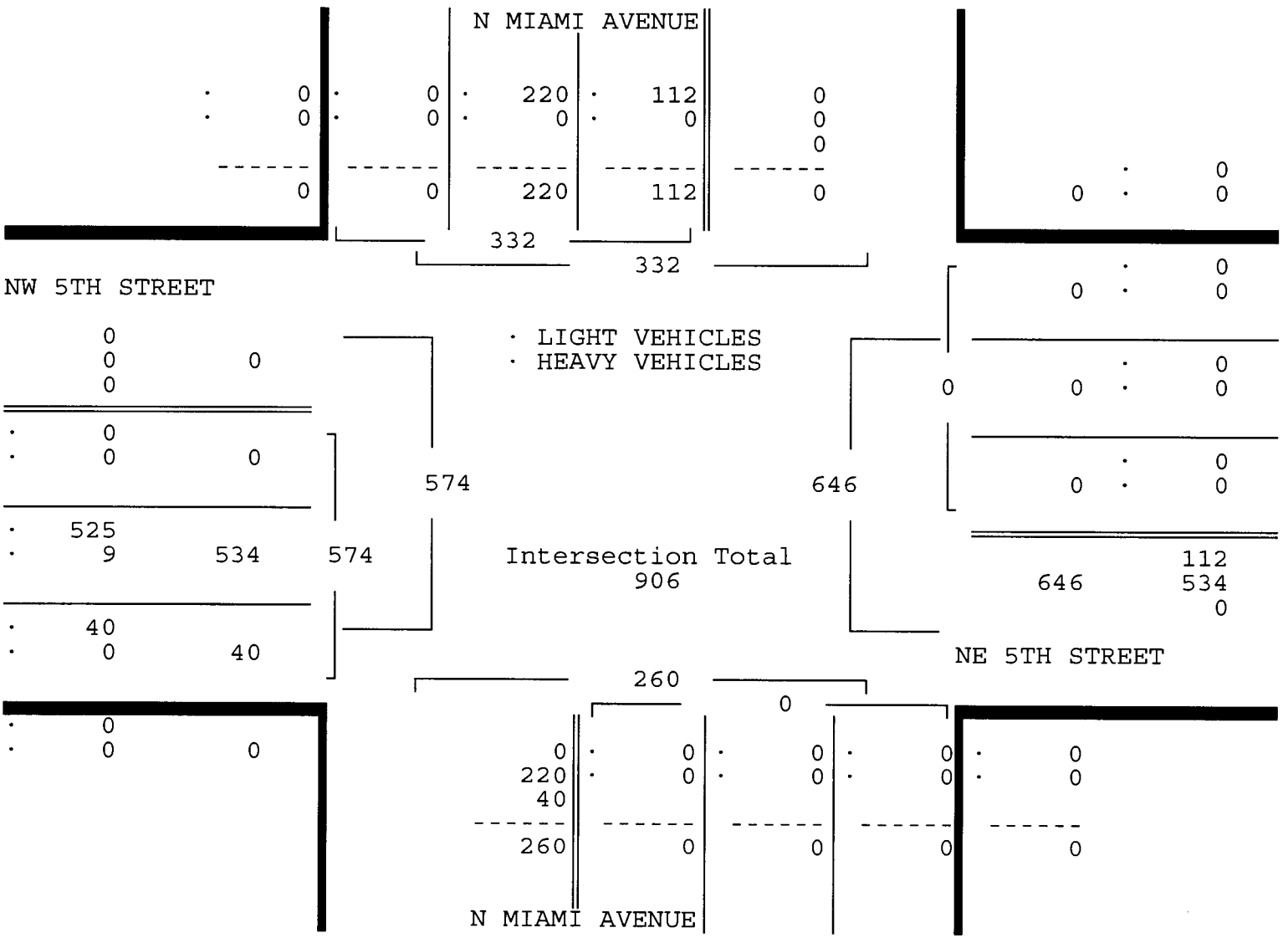
Site Code : 00090010
 Start Date: 02/18/09
 File I.D. : 5STMIAMI
 Page : 3

LIGHT VEHICLES, HEAVY VEHICLES

N MIAMI AVENUE From North				NE 5TH STREET From East				N MIAMI AVENUE From South				NW 5TH STREET From West				Total
UTurn	Left	Thru	Right	UTurn	Left	Thru	Right	UTurn	Left	Thru	Right	UTurn	Left	Thru	Right	

Peak Hour Analysis By Entire Intersection for the Period: 16:00 to 18:00 on 02/18/09

Peak start 17:00	17:00				17:00				17:00						
Volume	0	112	220	0	0	0	0	0	0	0	0	0	0	534	40
Percent	0%	34%	66%	0%	0%	0%	0%	0%	0%	0%	0%	0%	0%	93%	7%
Pk total	332				0				574						
Highest	17:30				07:00				17:15						
Volume	0	31	60	0	0	0	0	0	0	0	0	0	0	150	12
Hi total	91				0				162						
PHF	.91				.0				.89						



NE/NW 5TH STREET & N MIAMI AVENUE
 MIAMI, FLORIDA
 COUNTED BY: GIANCARLO JOHN
 SIGNALIZED

TRAFFIC SURVEY SPECIALISTS, INC.
 624 GARDENIA TERRACE
 DELRAY BEACH, FLORIDA 33444
 (561) 272-3255 FAX (561) 272-4381

Site Code : 00090010
 Start Date: 02/18/09
 File I.D. : 5STMIAMI
 Page : 1

HEAVY VEHICLES

Date	N MIAMI AVENUE From North				NE 5TH STREET From East				N MIAMI AVENUE From South				NW 5TH STREET From West				Total
	UTurn	Left	Thru	Right	UTurn	Left	Thru	Right	UTurn	Left	Thru	Right	UTurn	Left	Thru	Right	
02/18/09	-----																
07:00	0	1	0	0	0	0	0	0	0	0	0	0	0	0	3	0	4
07:15	0	2	0	0	0	0	0	0	0	0	0	0	0	0	3	0	5
07:30	0	2	0	0	0	0	0	0	0	0	0	0	0	0	6	0	8
07:45	0	0	0	0	0	0	0	0	0	0	0	0	0	0	5	0	5
Hr Total	0	5	0	0	0	0	0	0	0	0	0	0	0	0	17	0	22
08:00	0	2	0	0	0	0	0	0	0	0	0	0	0	0	10	0	12
08:15	0	3	0	0	0	0	0	0	0	0	0	0	0	0	3	0	6
08:30	0	1	0	0	0	0	0	0	0	0	0	0	0	0	3	0	4
08:45	0	0	0	0	0	0	0	0	0	0	0	0	0	0	6	0	6
Hr Total	0	6	0	0	0	0	0	0	0	0	0	0	0	0	22	0	28
----- * BREAK * -----																	
16:00	0	0	0	0	0	0	0	0	0	0	0	0	0	0	1	0	1
16:15	0	0	0	0	0	0	0	0	0	0	0	0	0	0	1	0	1
16:30	0	1	0	0	0	0	0	0	0	0	0	0	0	0	1	0	2
16:45	0	0	0	0	0	0	0	0	0	0	0	0	0	0	3	0	3
Hr Total	0	1	0	0	0	0	0	0	0	0	0	0	0	0	6	0	7
17:00	0	0	0	0	0	0	0	0	0	0	0	0	0	0	1	0	1
17:15	0	0	0	0	0	0	0	0	0	0	0	0	0	0	3	0	3
17:30	0	0	0	0	0	0	0	0	0	0	0	0	0	0	1	0	1
17:45	0	0	0	0	0	0	0	0	0	0	0	0	0	0	4	0	4
Hr Total	0	0	0	0	0	0	0	0	0	0	0	0	0	0	9	0	9

TOTAL	0	12	0	0	0	0	0	0	0	0	0	0	0	0	54	0	66

NE/NW 5TH STREET & N MIAMI AVENUE
 MIAMI, FLORIDA
 COUNTED BY: GIANCARLO JOHN
 SIGNALIZED

TRAFFIC SURVEY SPECIALISTS, INC.
 624 GARDENIA TERRACE
 DELRAY BEACH, FLORIDA 33444
 (561) 272-3255 FAX (561) 272-4381

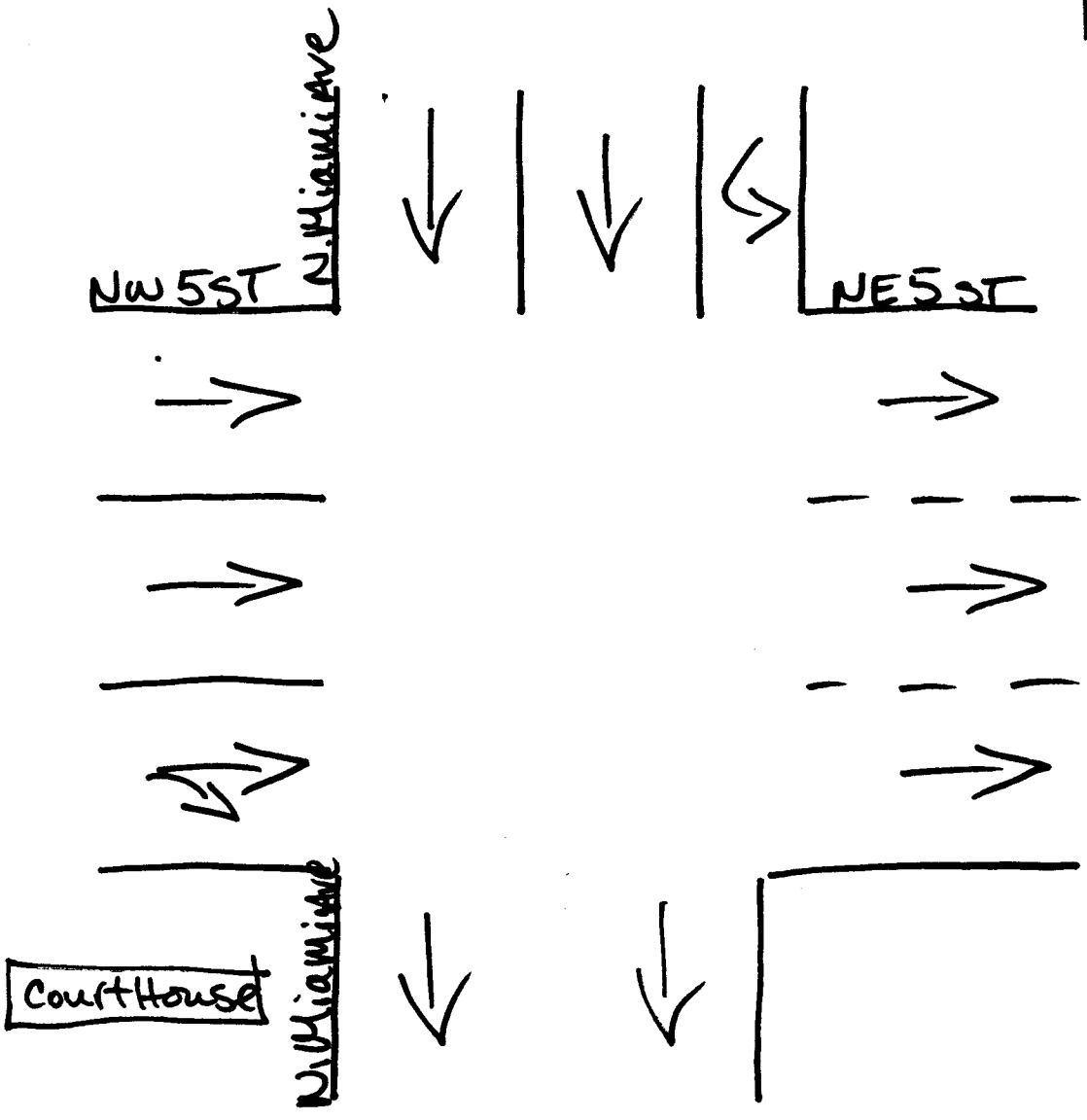
Site Code : 00090010
 Start Date: 02/18/09
 File I.D. : 5STMIAMI
 Page : 1

PEDESTRIANS

Date	N MIAMI AVENUE From North				NE 5TH STREET From East				N MIAMI AVENUE From South				NW 5TH STREET From West				Total
	Left	Thru	RIGHT	PEDS	Left	Thru	RIGHT	PEDS	Left	Thru	RIGHT	PEDS	Left	Thru	RIGHT	PEDS	
02/18/09	-----																
07:00	0	0	0	1	0	0	0	1	0	0	0	6	0	0	0	6	14
07:15	0	0	0	0	0	0	0	1	0	0	0	1	0	0	0	2	4
07:30	0	0	0	0	0	0	0	5	0	0	0	3	0	0	0	5	13
07:45	0	0	0	2	0	0	0	2	0	0	0	1	0	0	0	2	7
Hr Total	0	0	0	3	0	0	0	9	0	0	0	11	0	0	0	15	38
08:00	0	0	0	1	0	0	0	11	0	0	0	3	0	0	0	4	19
08:15	0	0	0	0	0	0	0	11	0	0	0	2	0	0	0	3	16
08:30	0	0	0	3	0	0	0	13	0	0	0	4	0	0	0	4	24
08:45	0	0	0	0	0	0	0	11	0	0	0	9	0	0	0	3	23
Hr Total	0	0	0	4	0	0	0	46	0	0	0	18	0	0	0	14	82
----- * BREAK * -----																	
16:00	0	0	0	3	0	0	0	6	0	0	0	4	0	0	0	8	21
16:15	0	0	0	4	0	0	0	7	0	0	0	1	0	0	0	4	16
16:30	0	0	0	1	0	0	0	8	0	0	0	0	0	0	0	8	17
16:45	0	0	0	2	0	0	0	8	0	0	0	2	0	0	0	1	13
Hr Total	0	0	0	10	0	0	0	29	0	0	0	7	0	0	0	21	67
17:00	0	0	0	2	0	0	0	14	0	0	0	2	0	0	0	3	21
17:15	0	0	0	1	0	0	0	12	0	0	0	1	0	0	0	2	16
17:30	0	0	0	1	0	0	0	8	0	0	0	3	0	0	0	1	13
17:45	0	0	0	2	0	0	0	7	0	0	0	4	0	0	0	5	18
Hr Total	0	0	0	6	0	0	0	41	0	0	0	10	0	0	0	11	68

TOTAL	0	0	0	23	0	0	0	125	0	0	0	46	0	0	0	61	255

↑
North



Miami, Florida
February 18, 2009
drawn by: Luis Palomino
Signalized

NW 8TH STREET & NW 1ST AVENUE
 MIAMI, FLORIDA
 COUNTED BY: LEONA PASS
 NOT SIGNALIZED

TRAFFIC SURVEY SPECIALISTS, INC.
 624 GARDENIA TERRACE
 DELRAY BEACH, FLORIDA 33444
 (561) 272-3255 FAX (561) 272-4381

Site Code : 00090010
 Start Date: 02/11/09
 File I.D. : 8STR_1AV
 Page : 1

LIGHT VEHICLES, HEAVY VEHICLES

Date	NW 1ST AVENUE From North				NW 8TH STREET From East				NW 1ST AVENUE From South				NW 8TH STREET From West				Total
	UTurn	Left	Thru	Right	UTurn	Left	Thru	Right	UTurn	Left	Thru	Right	UTurn	Left	Thru	Right	
02/11/09	-----																
07:00	0	3	5	1	0	4	17	1	0	2	5	0	0	7	24	7	76
07:15	0	2	6	2	0	2	8	4	0	1	7	1	0	8	25	11	77
07:30	0	2	6	3	0	10	24	3	0	1	0	0	0	17	47	13	126
07:45	0	2	13	8	0	12	25	5	0	5	8	9	0	13	61	11	172
Hr Total	0	9	30	14	0	28	74	13	0	9	20	10	0	45	157	42	451
08:00	0	0	8	2	0	15	31	4	0	11	8	5	0	8	44	13	149
08:15	0	0	11	1	0	13	32	1	0	4	10	3	0	11	40	10	136
08:30	0	0	13	10	0	13	30	5	0	2	5	2	1	11	35	16	143
08:45	0	1	13	0	0	8	31	19	0	3	9	6	0	10	36	12	148
Hr Total	0	1	45	13	0	49	124	29	0	20	32	16	1	40	155	51	576
----- * BREAK * -----																	
16:00	1	0	3	5	1	6	22	3	1	5	24	3	1	16	38	7	136
16:15	0	1	3	8	0	4	27	0	1	3	20	6	0	13	30	5	121
16:30	0	2	8	5	0	3	22	7	1	7	17	1	1	10	40	7	131
16:45	0	0	5	9	0	10	24	6	0	6	22	3	2	10	42	5	144
Hr Total	1	3	19	27	1	23	95	16	3	21	83	13	4	49	150	24	532
17:00	0	1	6	2	0	10	37	8	0	5	16	2	0	14	41	7	149
17:15	0	1	3	2	0	7	20	6	0	10	26	15	0	14	46	3	153
17:30	0	2	3	3	0	2	39	7	0	6	23	10	0	12	42	2	151
17:45	0	2	0	1	0	0	19	3	0	7	23	2	0	21	50	5	133
Hr Total	0	6	12	8	0	19	115	24	0	28	88	29	0	61	179	17	586

TOTAL	1	19	106	62	1	119	408	82	3	78	223	68	5	195	641	134	2145

NW 8TH STREET & NW 1ST AVENUE
 MIAMI, FLORIDA
 COUNTED BY: LEONA PASS
 NOT SIGNALIZED

TRAFFIC SURVEY SPECIALISTS, INC.
 624 GARDENIA TERRACE
 DELRAY BEACH, FLORIDA 33444
 (561) 272-3255 FAX (561) 272-4381

Site Code : 00090010
 Start Date: 02/11/09
 File I.D. : 8STR_1AV
 Page : 2

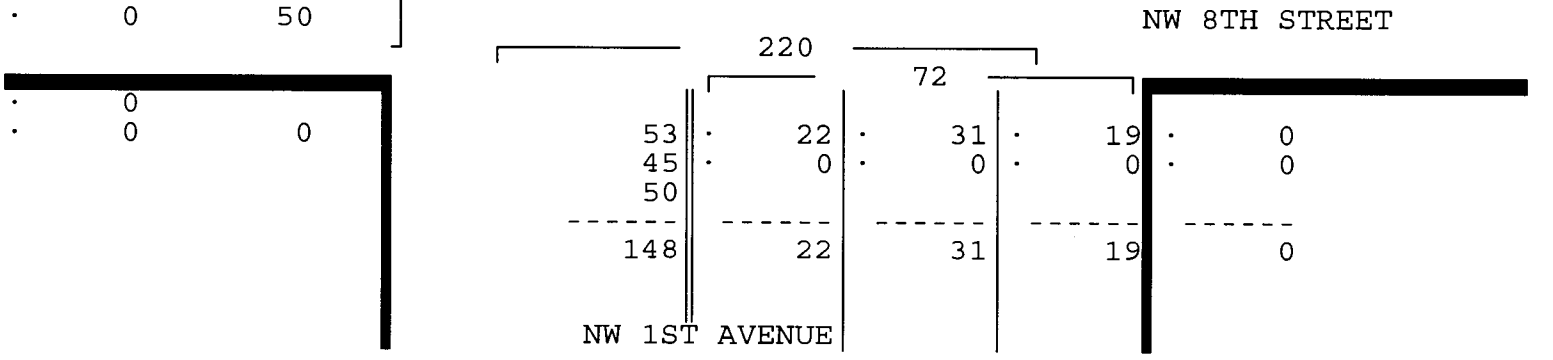
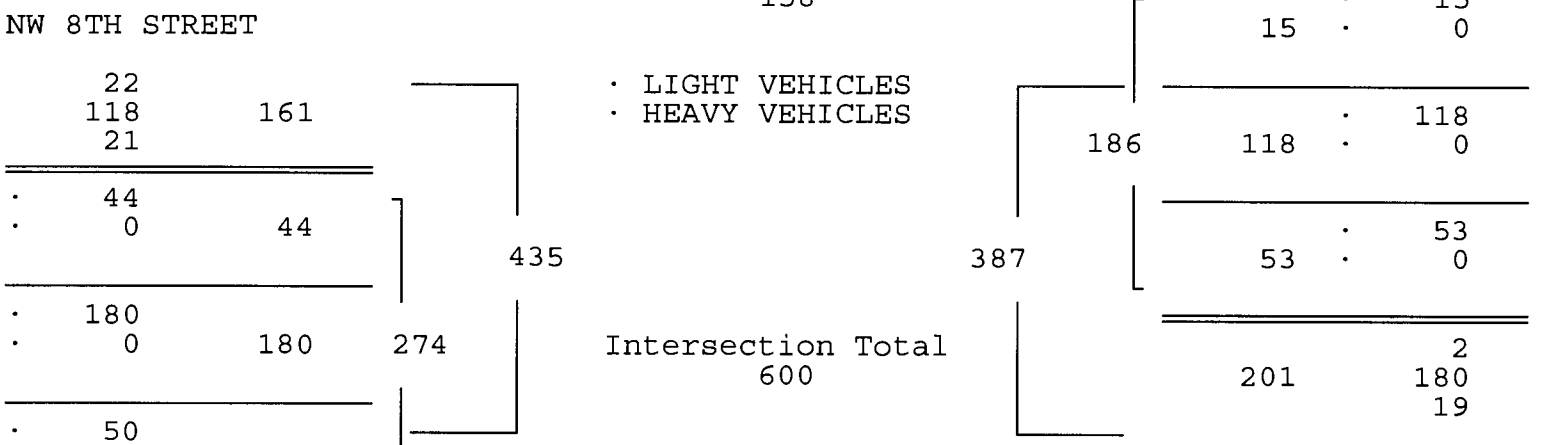
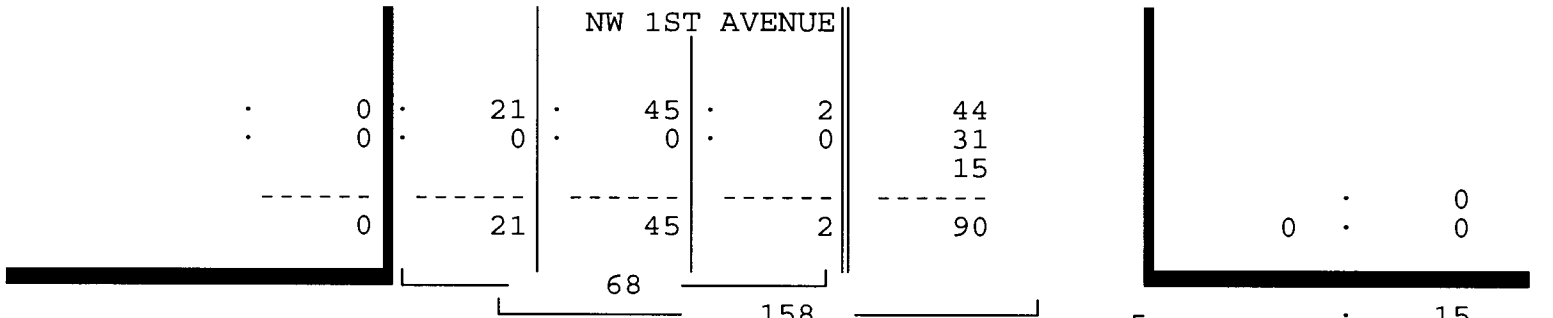
LIGHT VEHICLES, HEAVY VEHICLES

NW 1ST AVENUE From North				NW 8TH STREET From East				NW 1ST AVENUE From South				NW 8TH STREET From West				Total
UTurn	Left	Thru	Right	UTurn	Left	Thru	Right	UTurn	Left	Thru	Right	UTurn	Left	Thru	Right	

Date 02/11/09

Peak Hour Analysis By Entire Intersection for the Period: 07:00 to 09:00 on 02/11/09

Peak start 07:45				07:45				07:45				07:45				Total
Volume	0	2	45	21	0	53	118	15	0	22	31	19	1	43	180	
Percent	0%	3%	66%	31%	0%	28%	63%	8%	0%	31%	43%	26%	0%	16%	66%	18%
Pk total	68			186			72			274						
Highest	07:45			08:00			08:00			07:45						
Volume	0	2	13	8	0	15	31	4	0	11	8	5	0	13	61	11
Hi total	23			50			24			85						
PHF	.74			.93			.75			.81						



NW 8TH STREET & NW 1ST AVENUE
 MIAMI, FLORIDA
 COUNTED BY: LEONA PASS
 NOT SIGNALIZED

TRAFFIC SURVEY SPECIALISTS, INC.
 624 GARDENIA TERRACE
 DELRAY BEACH, FLORIDA 33444
 (561) 272-3255 FAX (561) 272-4381

Site Code : 00090010
 Start Date: 02/11/09
 File I.D. : 8STR_1AV
 Page : 3

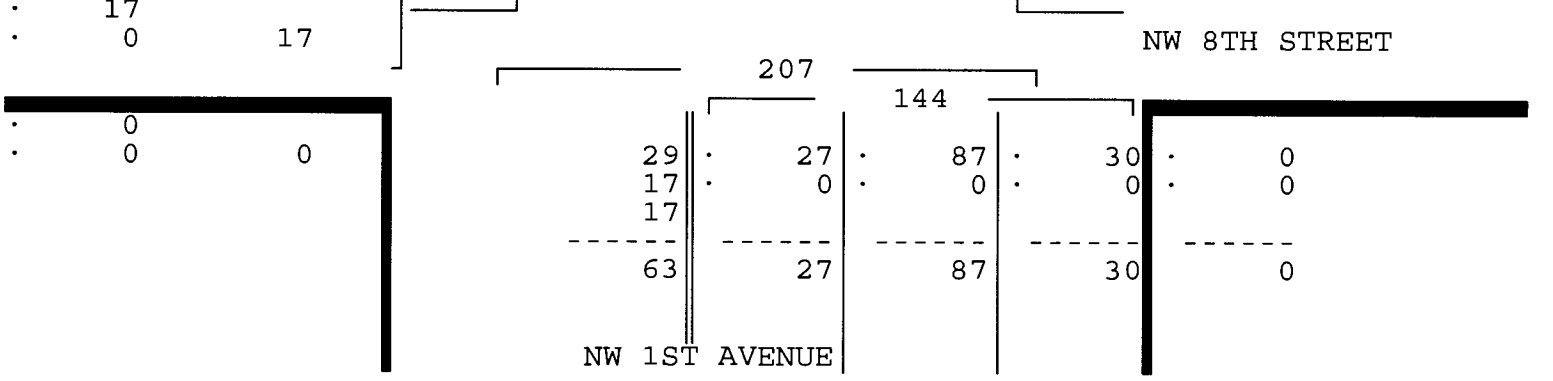
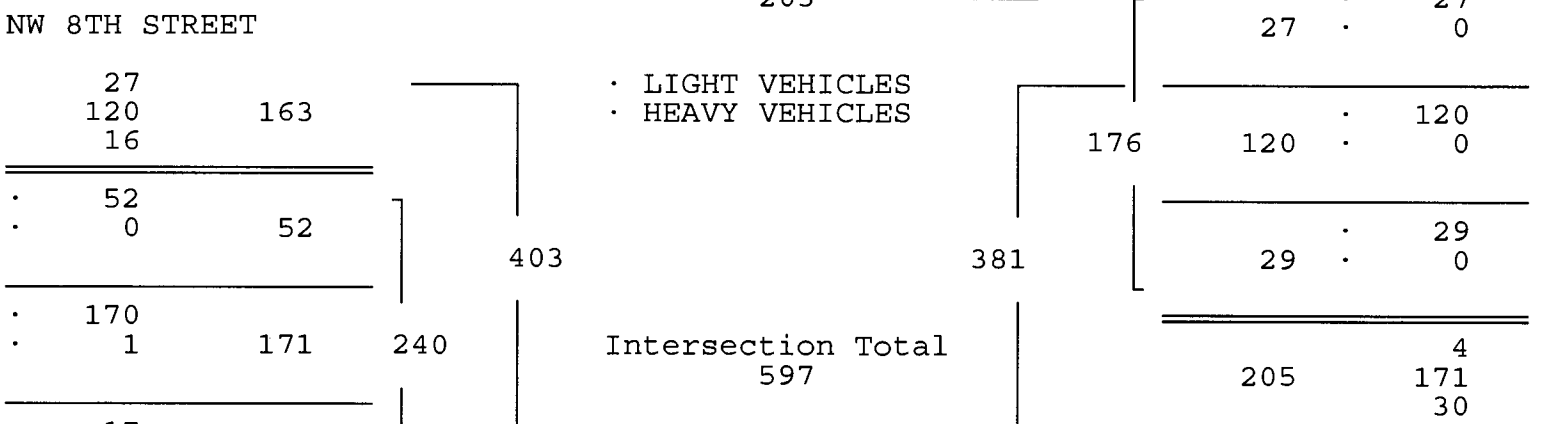
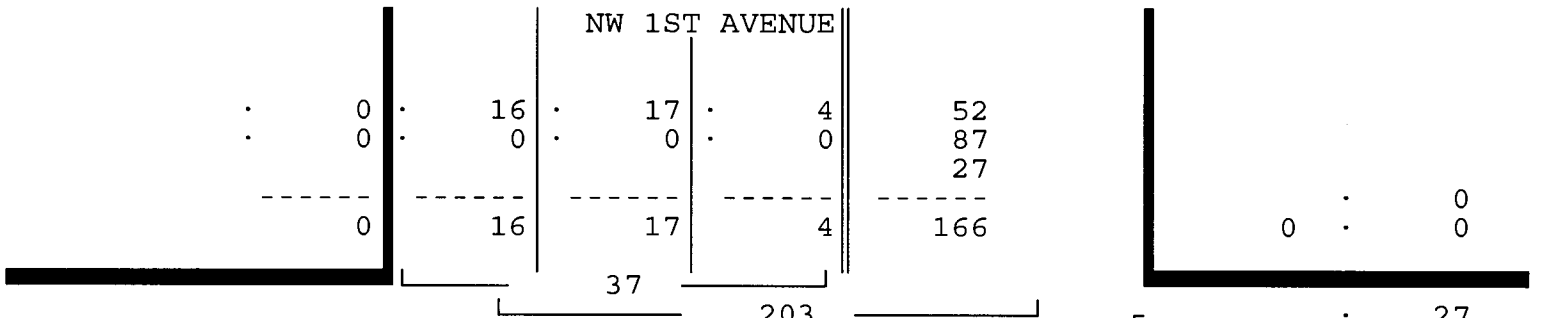
LIGHT VEHICLES, HEAVY VEHICLES

NW 1ST AVENUE From North					NW 8TH STREET From East				NW 1ST AVENUE From South				NW 8TH STREET From West				Total
U	L	T	R		U	L	T	R	U	L	T	R	U	L	T	R	

Date 02/11/09

Peak Hour Analysis By Entire Intersection for the Period: 16:00 to 18:00 on 02/11/09

Peak start 16:45					16:45				16:45				16:45			
Volume	0	4	17	16	0	29	120	27	0	27	87	30	2	50	171	17
Percent	0%	11%	46%	43%	0%	16%	68%	15%	0%	19%	60%	21%	1%	21%	71%	7%
Pk total	37				176				144				240			
Highest	16:45				17:00				17:15				17:15			
Volume	0	0	5	9	0	10	37	8	0	10	26	15	0	14	46	3
Hi total	14				55				51				63			
PHF	.66				.80				.71				.95			



NW 8TH STREET & NW 1ST AVENUE
 MIAMI, FLORIDA
 COUNTED BY: LEONA PASS
 NOT SIGNALIZED

TRAFFIC SURVEY SPECIALISTS, INC.
 624 GARDENIA TERRACE
 DELRAY BEACH, FLORIDA 33444
 (561) 272-3255 FAX (561) 272-4381

Site Code : 00090010
 Start Date: 02/11/09
 File I.D. : 8STR_1AV
 Page : 1

HEAVY VEHICLES

Date	NW 1ST AVENUE From North				NW 8TH STREET From East				NW 1ST AVENUE From South				NW 8TH STREET From West				Total
	UTurn	Left	Thru	Right	UTurn	Left	Thru	Right	UTurn	Left	Thru	Right	UTurn	Left	Thru	Right	
----- * BREAK * -----																	
08:00	0	0	0	0	0	0	0	0	0	0	0	0	0	0	0	0	0
08:15	0	0	0	0	0	0	0	0	0	0	0	0	0	0	0	0	0
08:30	0	0	0	0	0	0	0	0	0	0	0	0	0	0	0	0	0
08:45	0	0	0	0	0	0	0	0	0	0	0	0	0	0	1	1	2
Hr Total	0	0	0	0	0	0	0	0	0	0	0	0	0	0	1	1	2
----- * BREAK * -----																	
16:00	0	0	0	0	0	0	0	0	0	0	0	0	0	0	1	0	1
16:15	0	0	0	0	0	0	0	0	0	0	0	0	0	0	1	0	1
16:30	0	0	0	0	0	0	0	0	0	0	0	0	0	0	0	0	0
16:45	0	0	0	0	0	0	0	0	0	0	0	0	0	0	0	0	0
Hr Total	0	0	0	0	0	0	0	0	0	0	0	0	0	0	2	0	2
17:00	0	0	0	0	0	0	0	0	0	0	0	0	0	0	0	0	0
17:15	0	0	0	0	0	0	0	0	0	0	0	0	0	0	1	0	1
17:30	0	0	0	0	0	0	0	0	0	0	0	0	0	0	0	0	0
17:45	0	0	0	0	0	0	0	0	0	0	0	0	0	0	0	0	0
Hr Total	0	0	0	0	0	0	0	0	0	0	0	0	0	0	1	0	1
----- * TOTAL * -----																	
TOTAL	0	0	0	0	0	0	0	0	0	0	0	0	0	0	4	1	5

NW 8TH STREET & NW 1ST AVENUE
 MIAMI, FLORIDA
 COUNTED BY: LEONA PASS
 NOT SIGNALIZED

TRAFFIC SURVEY SPECIALISTS, INC.
 624 GARDENIA TERRACE
 DELRAY BEACH, FLORIDA 33444
 (561) 272-3255 FAX (561) 272-4381

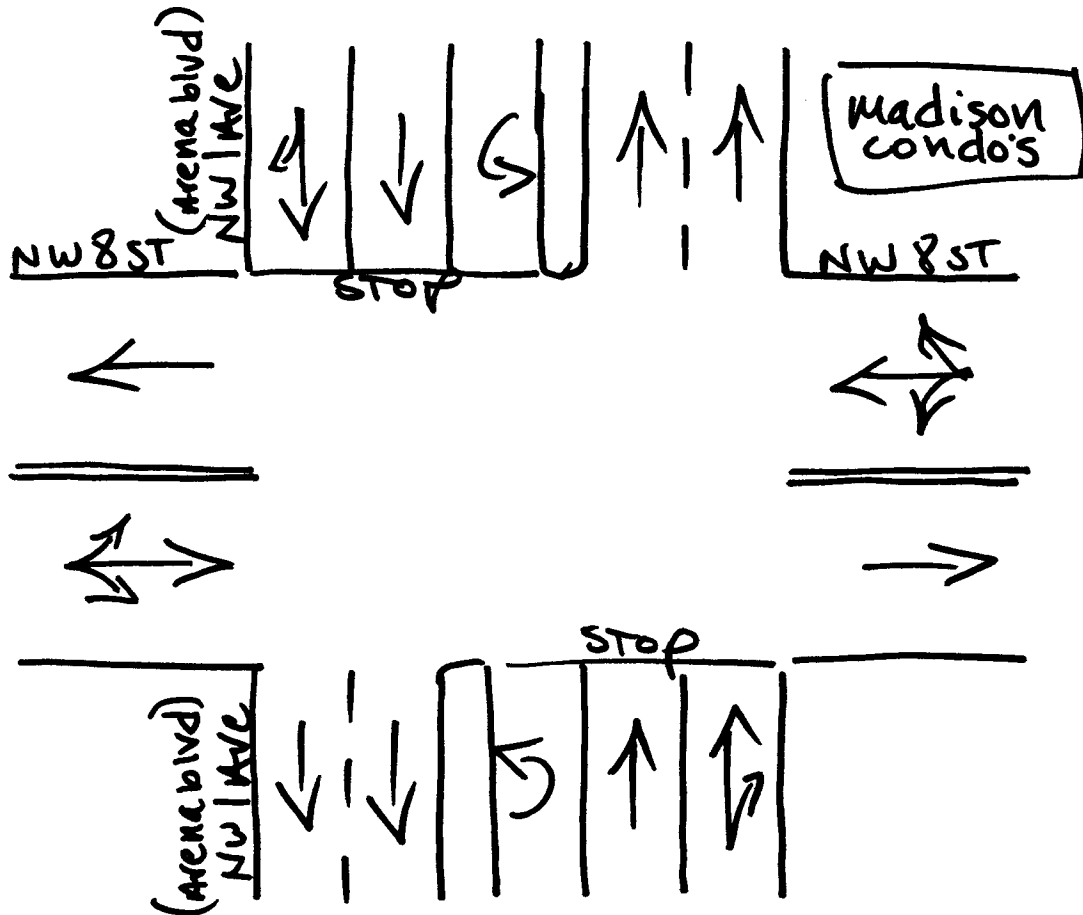
Site Code : 00090010
 Start Date: 02/11/09
 File I.D. : 8STR_1AV
 Page : 1

PEDESTRIANS

Date	NW 1ST AVENUE From North				NW 8TH STREET From East				NW 1ST AVENUE From South				NW 8TH STREET From West				Total
	Left	Thru	RIGHT	PEDS	Left	Thru	RIGHT	PEDS	Left	Thru	RIGHT	PEDS	Left	Thru	RIGHT	PEDS	
02/11/09	-----																
07:00	0	0	0	3	0	0	0	2	0	0	0	5	0	0	0	9	19
07:15	0	0	0	4	0	0	0	4	0	0	0	13	0	0	0	6	27
07:30	0	0	0	5	0	0	0	4	0	0	0	8	0	0	0	9	26
07:45	0	0	0	3	0	0	0	2	0	0	0	11	0	0	0	8	24
Hr Total	0	0	0	15	0	0	0	12	0	0	0	37	0	0	0	32	96
08:00	0	0	0	7	0	0	0	8	0	0	0	6	0	0	0	13	34
08:15	0	0	0	3	0	0	0	2	0	0	0	4	0	0	0	7	16
08:30	0	0	0	3	0	0	0	3	0	0	0	12	0	0	0	12	30
08:45	0	0	0	5	0	0	0	8	0	0	0	8	0	0	0	10	31
Hr Total	0	0	0	18	0	0	0	21	0	0	0	30	0	0	0	42	111
----- * BREAK * -----																	
16:00	0	0	0	10	0	0	0	7	0	0	0	1	0	0	0	7	25
16:15	0	0	0	2	0	0	0	3	0	0	0	5	0	0	0	9	19
16:30	0	0	0	3	0	0	0	5	0	0	0	4	0	0	0	7	19
16:45	0	0	0	12	0	0	0	3	0	0	0	7	0	0	0	28	50
Hr Total	0	0	0	27	0	0	0	18	0	0	0	17	0	0	0	51	113
17:00	0	0	0	6	0	0	0	2	0	0	0	4	0	0	0	15	27
17:15	0	0	0	8	0	0	0	2	0	0	0	4	0	0	0	10	24
17:30	0	0	0	2	0	0	0	5	0	0	0	10	0	0	0	11	28
17:45	0	0	0	5	0	0	0	1	0	0	0	0	0	0	0	15	21
Hr Total	0	0	0	21	0	0	0	10	0	0	0	18	0	0	0	51	100

TOTAL	0	0	0	81	0	0	0	61	0	0	0	102	0	0	0	176	420

North ↑



Miami, Florida
February 11, 2009
drawn by: Luis Palomino
NOT Signalized

NW 5TH STREET & NW 1ST AVENUE
 MIAMI, FLORIDA
 COUNTED BY: CARLOS RUIZ
 SIGNALIZED

TRAFFIC SURVEY SPECIALISTS, INC.
 624 GARDENIA TERRACE
 DELRAY BEACH, FLORIDA 33444
 (561) 272-3255 FAX (561) 272-4381

Site Code : 00090010
 Start Date: 02/18/09
 File I.D. : 5STR_1AV
 Page : 1

LIGHT VEHICLES, HEAVY VEHICLES

Date	NW 1ST AVENUE From North				NW 5TH STREET From East				NW 1ST AVENUE From South				NW 5TH STREET From West				Total
	U Turn	Left	Thru	Right	U Turn	Left	Thru	Right	U Turn	Left	Thru	Right	U Turn	Left	Thru	Right	
02/18/09	-----																
07:00	0	2	9	0	0	0	0	0	0	0	7	12	0	2	127	13	172
07:15	1	2	16	0	0	0	0	0	0	0	10	12	0	5	131	24	201
07:30	0	2	13	0	0	0	0	0	0	0	6	19	0	4	204	25	273
07:45	1	3	31	0	0	0	0	0	0	0	25	17	0	6	225	41	349
Hr Total	2	9	69	0	0	0	0	0	0	0	48	60	0	17	687	103	995
08:00	0	4	19	0	0	0	0	0	0	0	15	11	0	8	177	30	264
08:15	0	7	30	0	0	0	0	0	0	0	21	19	0	4	173	37	291
08:30	0	5	23	0	0	0	0	0	0	0	16	14	0	4	185	36	283
08:45	0	3	17	0	0	0	0	0	0	0	20	23	0	8	197	33	301
Hr Total	0	19	89	0	0	0	0	0	0	0	72	67	0	24	732	136	1139
----- * BREAK * -----																	
16:00	0	2	6	0	0	0	0	0	0	0	31	21	0	10	67	11	148
16:15	0	2	12	0	0	0	0	0	0	0	26	16	0	5	65	7	133
16:30	0	3	8	0	0	0	0	0	0	0	18	25	0	15	67	10	146
16:45	0	1	14	0	0	0	0	0	0	0	35	16	0	15	73	13	167
Hr Total	0	8	40	0	0	0	0	0	0	0	110	78	0	45	272	41	594
17:00	0	2	14	0	0	0	0	0	0	0	34	28	0	13	107	12	210
17:15	1	5	12	0	0	0	0	0	0	0	35	24	0	21	133	24	255
17:30	0	6	7	0	0	0	0	0	0	0	35	20	0	22	96	23	209
17:45	0	0	11	0	0	0	0	0	0	0	25	25	0	16	108	10	195
Hr Total	1	13	44	0	0	0	0	0	0	0	129	97	0	72	444	69	869

TOTAL	3	49	242	0	0	0	0	0	0	0	359	302	0	158	2135	349	3597

NW 5TH STREET & NW 1ST AVENUE
 MIAMI, FLORIDA
 COUNTED BY: CARLOS RUIZ
 SIGNALIZED

TRAFFIC SURVEY SPECIALISTS, INC.
 624 GARDENIA TERRACE
 DELRAY BEACH, FLORIDA 33444
 (561) 272-3255 FAX (561) 272-4381

Site Code : 00090010
 Start Date: 02/18/09
 File I.D. : 5STR_1AV
 Page : 2

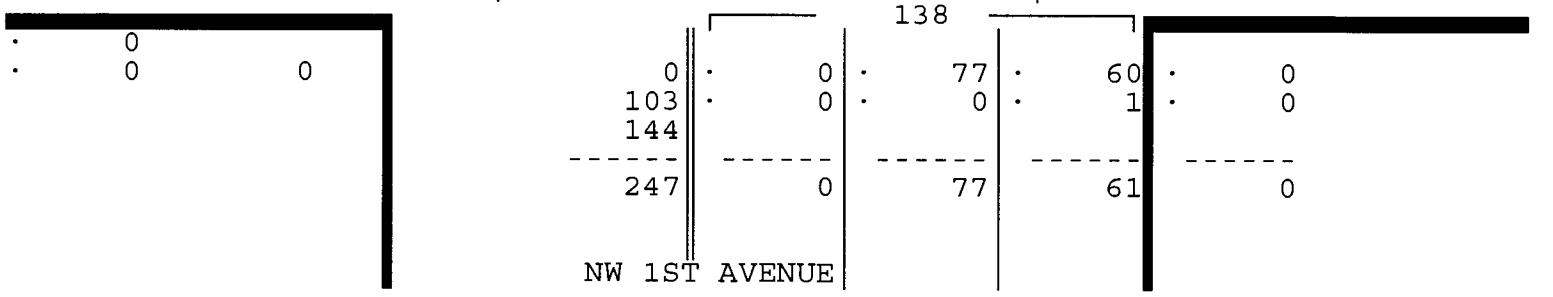
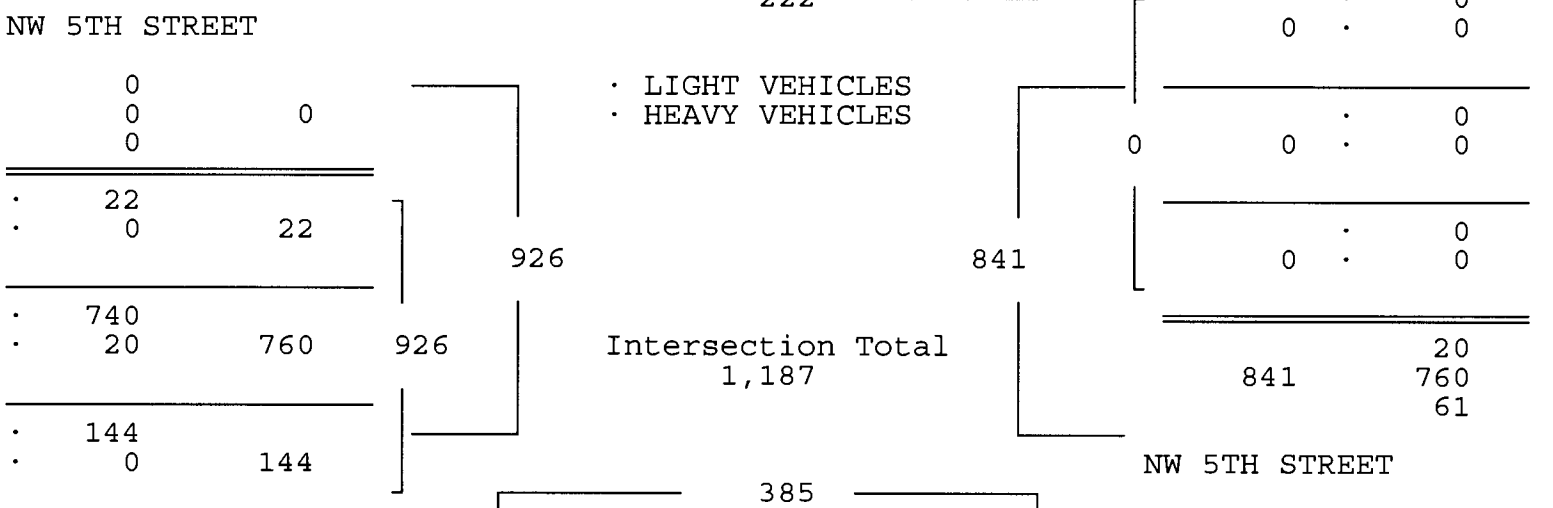
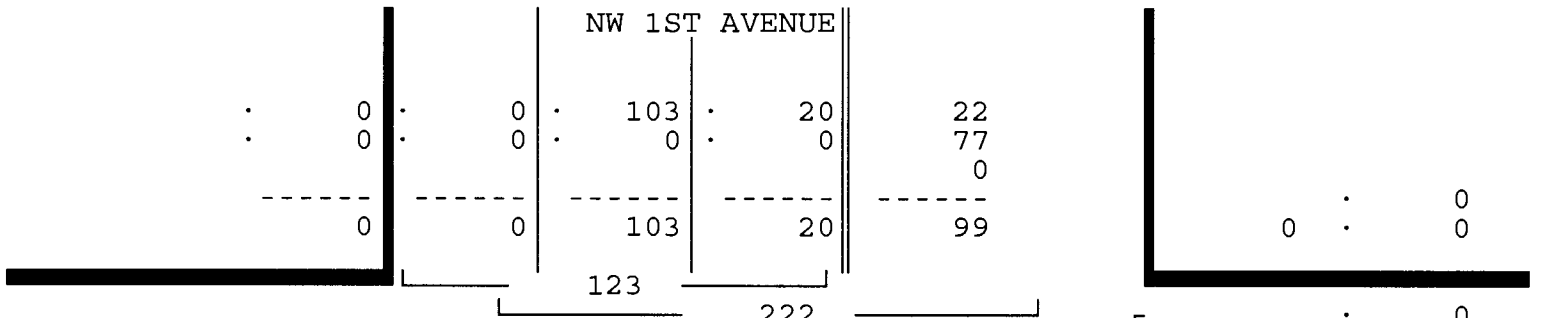
LIGHT VEHICLES, HEAVY VEHICLES

NW 1ST AVENUE From North				NW 5TH STREET From East				NW 1ST AVENUE From South				NW 5TH STREET From West				Total
U	L	T	R	U	L	T	R	U	L	T	R	U	L	T	R	

Date 02/18/09

Peak Hour Analysis By Entire Intersection for the Period: 07:00 to 09:00 on 02/18/09

Peak start 07:45				07:45				07:45				07:45			
Volume	1	19	103	0	0	0	0	0	0	77	61	0	22	760	144
Percent	1%	15%	84%	0%	0%	0%	0%	0%	0%	56%	44%	0%	2%	82%	16%
Pk total	123			0				138				926			
Highest	08:15			07:00				07:45				07:45			
Volume	0	7	30	0	0	0	0	0	0	25	17	0	6	225	41
Hi total	37			0				42				272			
PHF	.83			.0				.82				.85			



NW 5TH STREET & NW 1ST AVENUE
 MIAMI, FLORIDA
 COUNTED BY: CARLOS RUIZ
 SIGNALIZED

TRAFFIC SURVEY SPECIALISTS, INC.
 624 GARDENIA TERRACE
 DELRAY BEACH, FLORIDA 33444
 (561) 272-3255 FAX (561) 272-4381

Site Code : 00090010
 Start Date: 02/18/09
 File I.D. : 5STR_1AV
 Page : 3

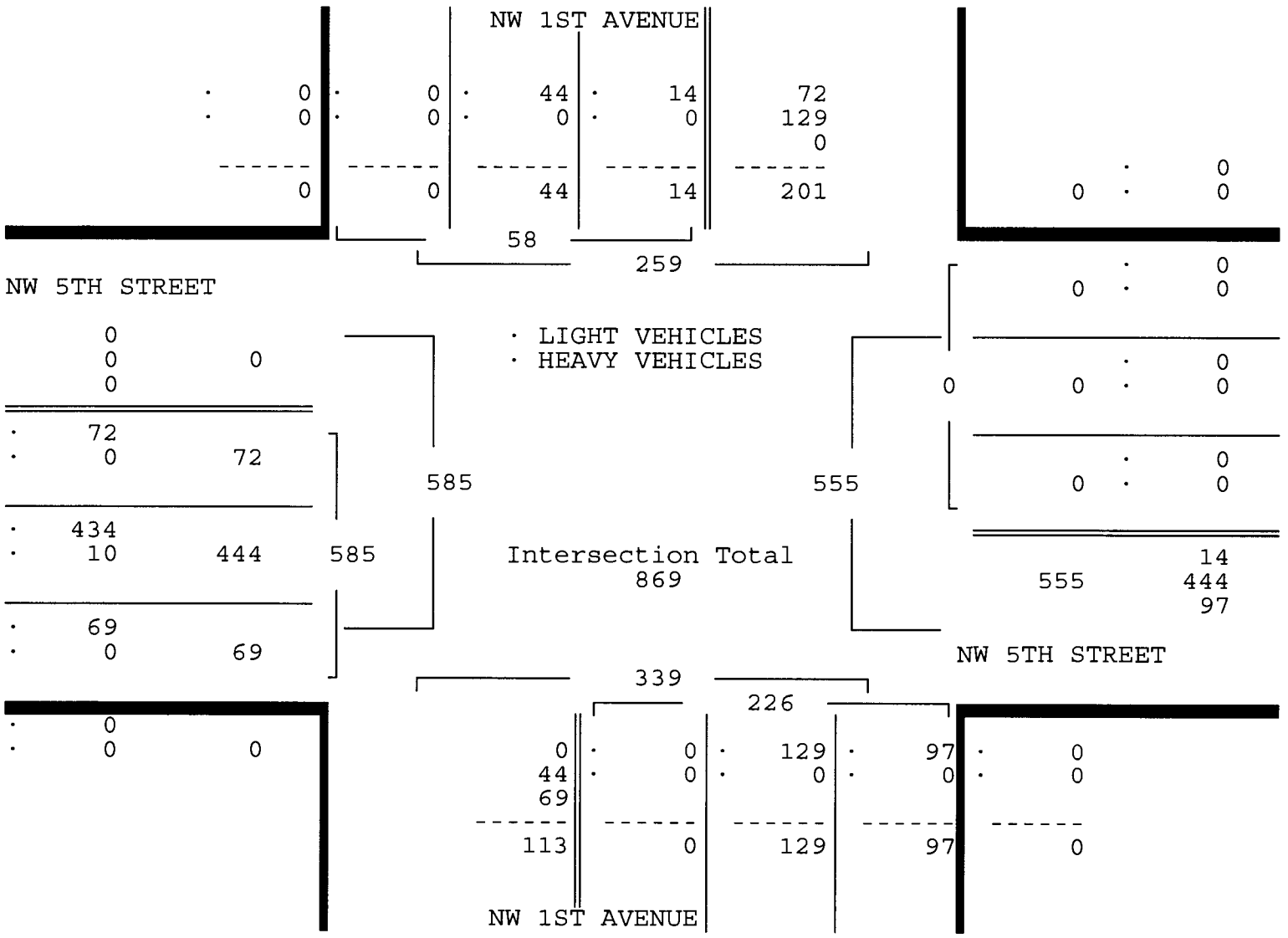
LIGHT VEHICLES, HEAVY VEHICLES

NW 1ST AVENUE From North					NW 5TH STREET From East					NW 1ST AVENUE From South					NW 5TH STREET From West					Total
U	L	T	R		U	L	T	R		U	L	T	R		U	L	T	R		

Date 02/18/09

Peak Hour Analysis By Entire Intersection for the Period: 16:00 to 18:00 on 02/18/09

Peak start	17:00					17:00					17:00									
Volume	1	13	44	0		0	0	0	0		0	0	129	97		0	72	444	69	
Percent	2%	22%	76%	0%		0%	0%	0%	0%		0%	0%	57%	43%		0%	12%	76%	12%	
Pk total	58					0					226									
Highest	17:15					07:00					17:00									
Volume	1	5	12	0		0	0	0	0		0	0	34	28		0	21	133	24	
Hi total	18					0					62									
PHF	.81					.0					.91									



NW 5TH STREET & NW 1ST AVENUE
 MIAMI, FLORIDA
 COUNTED BY: CARLOS RUIZ
 SIGNALIZED

TRAFFIC SURVEY SPECIALISTS, INC.
 624 GARDENIA TERRACE
 DELRAY BEACH, FLORIDA 33444
 (561) 272-3255 FAX (561) 272-4381

Site Code : 00090010
 Start Date: 02/18/09
 File I.D. : 5STR_1AV
 Page : 1

HEAVY VEHICLES

Date 02/18/09	NW 1ST AVENUE From North				NW 5TH STREET From East				NW 1ST AVENUE From South				NW 5TH STREET From West				Total
	UTurn	Left	Thru	Right	UTurn	Left	Thru	Right	UTurn	Left	Thru	Right	UTurn	Left	Thru	Right	
07:00	0	0	0	0	0	0	0	0	0	0	0	0	0	0	3	0	3
07:15	0	0	0	0	0	0	0	0	0	0	0	0	0	0	5	0	5
07:30	0	0	0	0	0	0	0	0	0	0	0	0	0	0	4	0	4
07:45	0	0	0	0	0	0	0	0	0	0	0	1	0	0	4	0	5
Hr Total	0	0	0	0	0	0	0	0	0	0	0	1	0	0	16	0	17
08:00	0	0	0	0	0	0	0	0	0	0	0	0	0	0	10	0	10
08:15	0	0	0	0	0	0	0	0	0	0	0	0	0	0	3	0	3
08:30	0	0	0	0	0	0	0	0	0	0	0	0	0	0	3	0	3
08:45	0	0	0	0	0	0	0	0	0	0	0	0	0	0	5	0	5
Hr Total	0	0	0	0	0	0	0	0	0	0	0	0	0	0	21	0	21
* BREAK *																	
16:00	0	0	0	0	0	0	0	0	0	0	0	0	0	0	1	0	1
16:15	0	0	0	0	0	0	0	0	0	0	0	0	0	0	0	0	0
16:30	0	0	0	0	0	0	0	0	0	0	0	0	0	0	1	0	1
16:45	0	0	0	0	0	0	0	0	0	0	0	0	0	0	4	0	4
Hr Total	0	0	0	0	0	0	0	0	0	0	0	0	0	0	6	0	6
17:00	0	0	0	0	0	0	0	0	0	0	0	0	0	0	1	0	1
17:15	0	0	0	0	0	0	0	0	0	0	0	0	0	0	4	0	4
17:30	0	0	0	0	0	0	0	0	0	0	0	0	0	0	1	0	1
17:45	0	0	0	0	0	0	0	0	0	0	0	0	0	0	4	0	4
Hr Total	0	0	0	0	0	0	0	0	0	0	0	0	0	0	10	0	10
TOTAL	0	0	0	0	0	0	0	0	0	0	0	1	0	0	53	0	54

NW 5TH STREET & NW 1ST AVENUE
 MIAMI, FLORIDA
 COUNTED BY: CARLOS RUIZ
 SIGNALIZED

TRAFFIC SURVEY SPECIALISTS, INC.
 624 GARDENIA TERRACE
 DELRAY BEACH, FLORIDA 33444
 (561) 272-3255 FAX (561) 272-4381

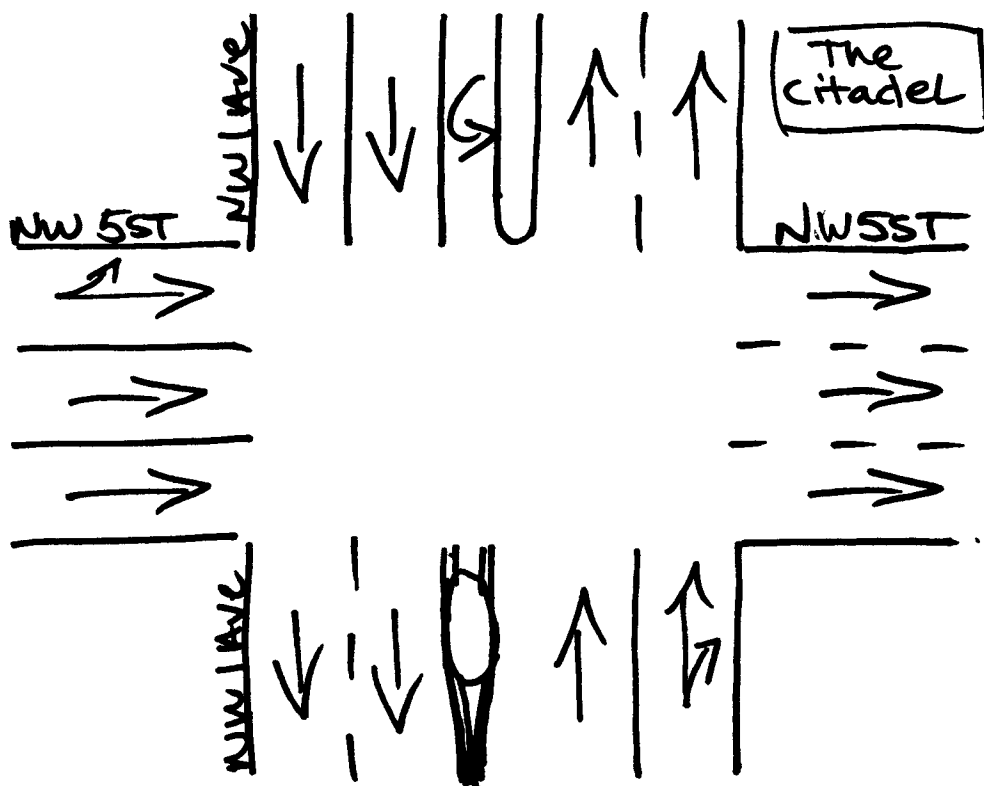
Site Code : 00090010
 Start Date: 02/18/09
 File I.D. : 5STR_1AV
 Page : 1

PEDESTRIANS

Date	NW 1ST AVENUE From North				NW 5TH STREET From East				NW 1ST AVENUE From South				NW 5TH STREET From West				Total
	Left	Thru	RIGHT	PEDS	Left	Thru	RIGHT	PEDS	Left	Thru	RIGHT	PEDS	Left	Thru	RIGHT	PEDS	
02/18/09	-----																
07:00	0	0	0	0	0	0	0	4	0	0	0	0	0	0	0	1	5
07:15	0	0	0	1	0	0	0	3	0	0	0	2	0	0	0	4	10
07:30	0	0	0	0	0	0	0	4	0	0	0	0	0	0	0	4	8
07:45	0	0	0	0	0	0	0	12	0	0	0	1	0	0	0	11	24
Hr Total	0	0	0	1	0	0	0	23	0	0	0	3	0	0	0	20	47
08:00	0	0	0	0	0	0	0	2	0	0	0	0	0	0	0	2	4
08:15	0	0	0	1	0	0	0	0	0	0	0	1	0	0	0	6	8
08:30	0	0	0	0	0	0	0	0	0	0	0	4	0	0	0	2	6
08:45	0	0	0	0	0	0	0	9	0	0	0	2	0	0	0	10	21
Hr Total	0	0	0	1	0	0	0	11	0	0	0	7	0	0	0	20	39
----- * BREAK * -----																	
16:00	0	0	0	3	0	0	0	2	0	0	0	1	0	0	0	6	12
16:15	0	0	0	1	0	0	0	1	0	0	0	1	0	0	0	6	9
16:30	0	0	0	0	0	0	0	10	0	0	0	6	0	0	0	10	26
16:45	0	0	0	1	0	0	0	2	0	0	0	0	0	0	0	3	6
Hr Total	0	0	0	5	0	0	0	15	0	0	0	8	0	0	0	25	53
17:00	0	0	0	0	0	0	0	5	0	0	0	3	0	0	0	6	14
17:15	0	0	0	0	0	0	0	1	0	0	0	0	0	0	0	4	5
17:30	0	0	0	0	0	0	0	6	0	0	0	1	0	0	0	5	12
17:45	0	0	0	3	0	0	0	6	0	0	0	1	0	0	0	6	16
Hr Total	0	0	0	3	0	0	0	18	0	0	0	5	0	0	0	21	47

TOTAL	0	0	0	10	0	0	0	67	0	0	0	23	0	0	0	86	186

↑
North



Miami, Florida
February 18, 2009
drawn by! Luis Palomino
Signalized

NW 14TH STREET & NW 1ST PLACE
 MIAMI, FLORIDA
 COUNTED BY: CARLOS WILTZ
 FLASHING LIGHTS

TRAFFIC SURVEY SPECIALISTS, INC.
 624 GARDENIA TERRACE
 DELRAY BEACH, FLORIDA 33444
 (561) 272-3255 FAX (561) 272-4381

Site Code : 00090010
 Start Date: 02/11/09
 File I.D. : 14ST_1PL
 Page : 1

LIGHT VEHICLES, HEAVY VEHICLES

Date	NW 1ST PLACE From North				NW 14TH STREET From East				NW 1ST PLACE From South				NW 14TH STREET From West				Total
	UTurn	Left	Thru	Right	UTurn	Left	Thru	Right	UTurn	Left	Thru	Right	UTurn	Left	Thru	Right	
02/11/09	-----																
07:00	0	0	0	0	0	8	40	3	0	6	5	7	0	2	25	8	104
07:15	0	0	0	0	0	8	37	4	0	5	3	12	0	6	36	13	124
07:30	0	0	0	0	0	8	32	9	0	7	5	9	0	2	40	22	134
07:45	0	0	0	0	0	13	36	1	0	9	13	10	0	7	30	23	142
Hr Total	0	0	0	0	0	37	145	17	0	27	26	38	0	17	131	66	504
08:00	0	0	0	0	0	20	49	2	0	10	16	12	0	4	34	21	168
08:15	0	0	0	0	0	15	35	2	0	14	16	10	0	1	28	26	147
08:30	0	0	0	0	0	15	46	1	0	11	20	10	0	1	24	14	142
08:45	0	0	0	0	0	10	42	2	0	8	15	5	0	2	29	19	132
Hr Total	0	0	0	0	0	60	172	7	0	43	67	37	0	8	115	80	589
----- * BREAK * -----																	
16:00	0	0	0	0	1	7	31	7	0	16	16	14	0	5	49	18	164
16:15	0	0	0	0	0	9	32	6	0	16	22	15	0	11	54	10	175
16:30	0	0	0	0	0	12	33	7	0	11	24	24	0	5	55	15	186
16:45	0	0	0	0	0	4	44	0	0	14	20	17	1	5	34	6	145
Hr Total	0	0	0	0	1	32	140	20	0	57	82	70	1	26	192	49	670
17:00	0	0	0	0	0	13	40	8	0	22	42	19	0	7	46	12	209
17:15	0	0	0	0	0	3	30	2	0	16	28	23	0	7	39	13	161
17:30	0	0	0	0	0	6	29	4	0	14	19	10	0	3	44	12	141
17:45	0	0	0	0	0	9	27	5	0	15	24	14	0	4	38	9	145
Hr Total	0	0	0	0	0	31	126	19	0	67	113	66	0	21	167	46	656

TOTAL	0	0	0	0	1	160	583	63	0	194	288	211	1	72	605	241	2419

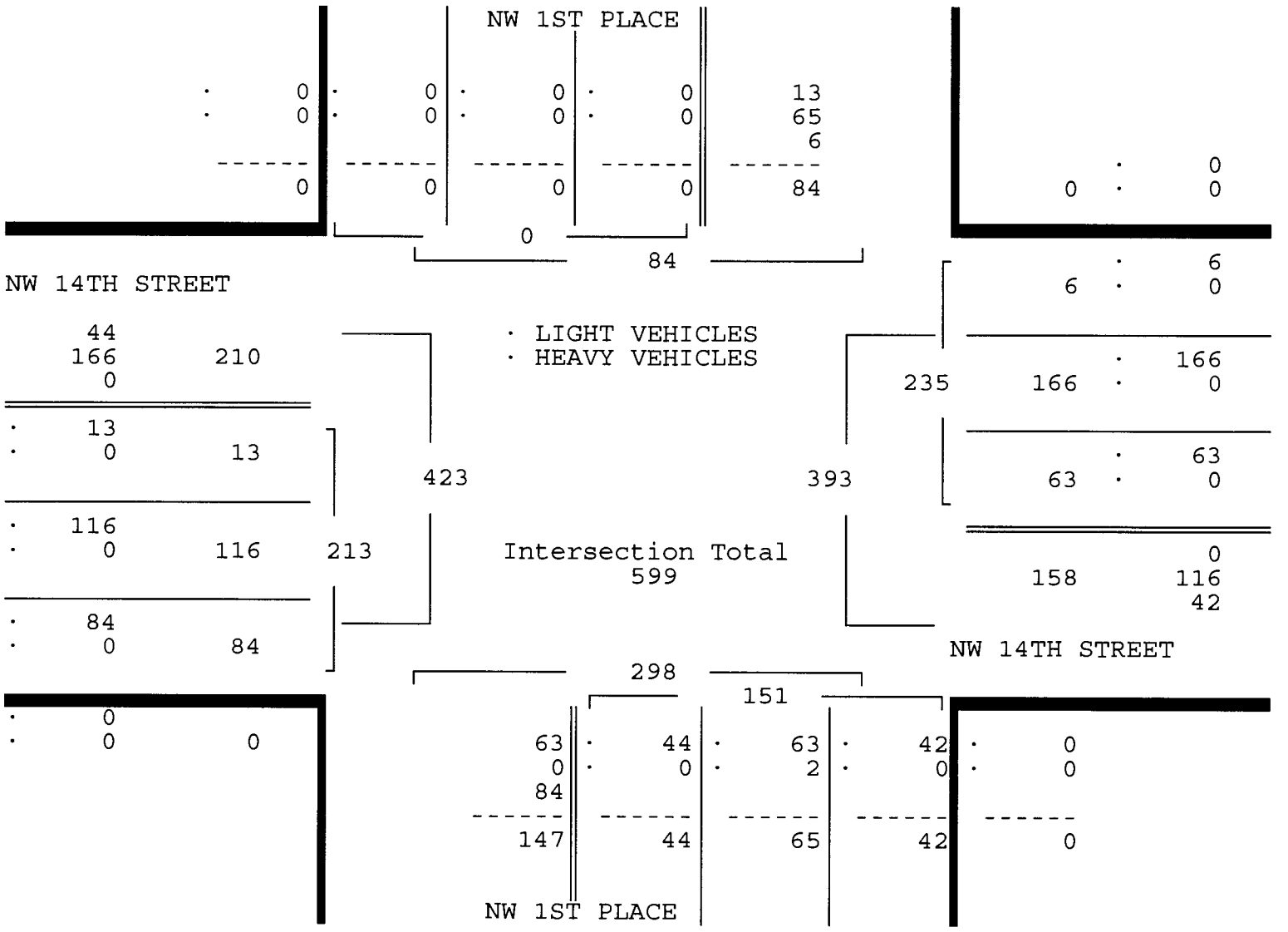
NW 14TH STREET & NW 1ST PLACE
 MIAMI, FLORIDA
 COUNTED BY: CARLOS WILTZ
 FLASHING LIGHTS

TRAFFIC SURVEY SPECIALISTS, INC.
 624 GARDENIA TERRACE
 DELRAY BEACH, FLORIDA 33444
 (561) 272-3255 FAX (561) 272-4381

Site Code : 00090010
 Start Date: 02/11/09
 File I.D. : 14ST_1PL
 Page : 2

LIGHT VEHICLES, HEAVY VEHICLES

NW 1ST PLACE				NW 14TH STREET				NW 1ST PLACE				NW 14TH STREET				Total
From North				From East				From South				From West				
UTurn	Left	Thru	Right	UTurn	Left	Thru	Right	UTurn	Left	Thru	Right	UTurn	Left	Thru	Right	
Date 02/11/09																
Peak Hour Analysis By Entire Intersection for the Period: 07:00 to 09:00 on 02/11/09																
Peak start 07:45				07:45				07:45				07:45				
Volume	0	0	0	0	0	63	166	6	0	44	65	42	0	13	116	84
Percent	0%	0%	0%	0%	0%	27%	71%	3%	0%	29%	43%	28%	0%	6%	54%	39%
Pk total	0			235			151			213			213			
Highest	07:00			08:00			08:30			07:45						
Volume	0	0	0	0	0	20	49	2	0	11	20	10	0	7	30	23
Hi total	0			71			41			60						
PHF	.0			.83			.92			.89						



NW 14TH STREET & NW 1ST PLACE
 MIAMI, FLORIDA
 COUNTED BY: CARLOS WILTZ
 FLASHING LIGHTS

TRAFFIC SURVEY SPECIALISTS, INC.
 624 GARDENIA TERRACE
 DELRAY BEACH, FLORIDA 33444
 (561) 272-3255 FAX (561) 272-4381

Site Code : 00090010
 Start Date: 02/11/09
 File I.D. : 14ST_1PL
 Page : 3

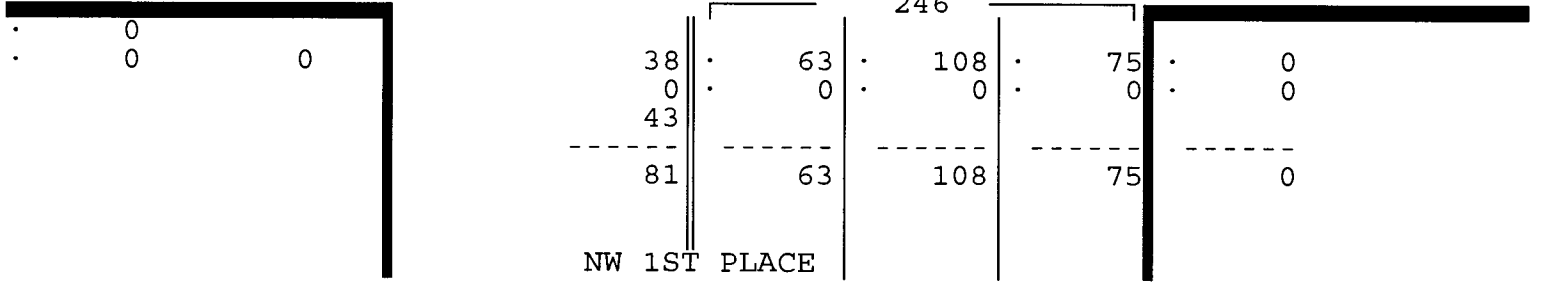
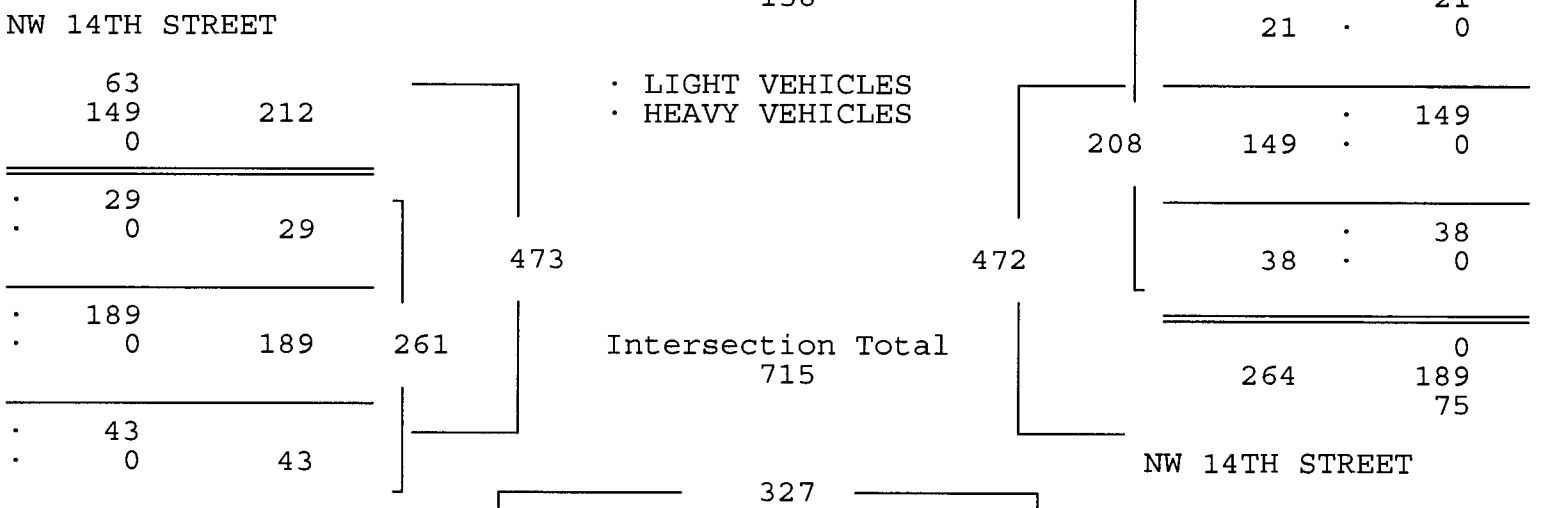
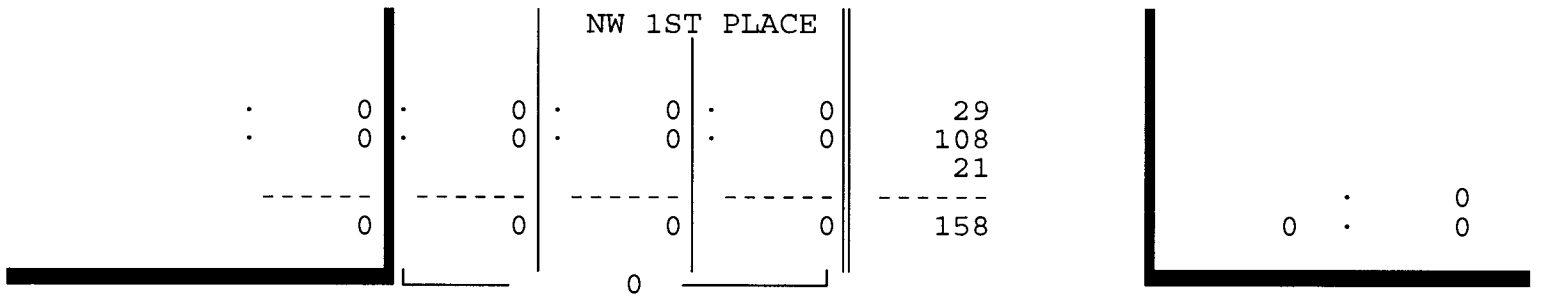
LIGHT VEHICLES, HEAVY VEHICLES

NW 1ST PLACE				NW 14TH STREET				NW 1ST PLACE				NW 14TH STREET				Total
From North				From East				From South				From West				
U	L	T	R	U	L	T	R	U	L	T	R	U	L	T	R	

Date 02/11/09

Peak Hour Analysis By Entire Intersection for the Period: 16:00 to 18:00 on 02/11/09

Peak start 16:15				16:15				16:15				16:15			
Volume	0	0	0	0	38	149	21	0	63	108	75	1	28	189	43
Percent	0%	0%	0%	0%	18%	72%	10%	0%	26%	44%	30%	0%	11%	72%	16%
Pk total	0			208				246				261			
Highest	07:00			17:00				17:00				16:15			
Volume	0	0	0	0	13	40	8	0	22	42	19	0	11	54	10
Hi total	0			61				83				75			
PHF	.0			.85				.74				.87			



NW 14TH STREET & NW 1ST PLACE
 MIAMI, FLORIDA
 COUNTED BY: CARLOS WILTZ
 FLASHING LIGHTS

TRAFFIC SURVEY SPECIALISTS, INC.
 624 GARDENIA TERRACE
 DELRAY BEACH, FLORIDA 33444
 (561) 272-3255 FAX (561) 272-4381

Site Code : 00090010
 Start Date: 02/11/09
 File I.D. : 14ST_1PL
 Page : 1

HEAVY VEHICLES

Date	NW 1ST PLACE From North				NW 14TH STREET From East				NW 1ST PLACE From South				NW 14TH STREET From West				Total
	UTurn	Left	Thru	Right	UTurn	Left	Thru	Right	UTurn	Left	Thru	Right	UTurn	Left	Thru	Right	
02/11/09	-----																
07:00	0	0	0	0	0	0	0	0	0	0	0	0	0	0	0	0	0
07:15	0	0	0	0	0	0	0	0	0	0	0	0	0	0	1	1	2
07:30	0	0	0	0	0	0	0	0	0	0	0	0	0	0	0	0	0
07:45	0	0	0	0	0	0	0	0	0	0	1	0	0	0	0	0	1
Hr Total	0	0	0	0	0	0	0	0	0	0	1	0	0	0	1	1	3
08:00	0	0	0	0	0	0	0	0	0	0	0	0	0	0	0	0	0
08:15	0	0	0	0	0	0	0	0	0	0	0	0	0	0	0	0	0
08:30	0	0	0	0	0	0	0	0	0	0	1	0	0	0	0	0	1
08:45	0	0	0	0	0	0	0	0	0	0	0	0	0	0	0	0	0
Hr Total	0	0	0	0	0	0	0	0	0	0	1	0	0	0	0	0	1
----- * BREAK * -----																	
TOTAL	0	0	0	0	0	0	0	0	0	0	2	0	0	0	1	1	4

NW 14TH STREET & NW 1ST PLACE
 MIAMI, FLORIDA
 COUNTED BY: CARLOS WILTZ
 FLASHING LIGHTS

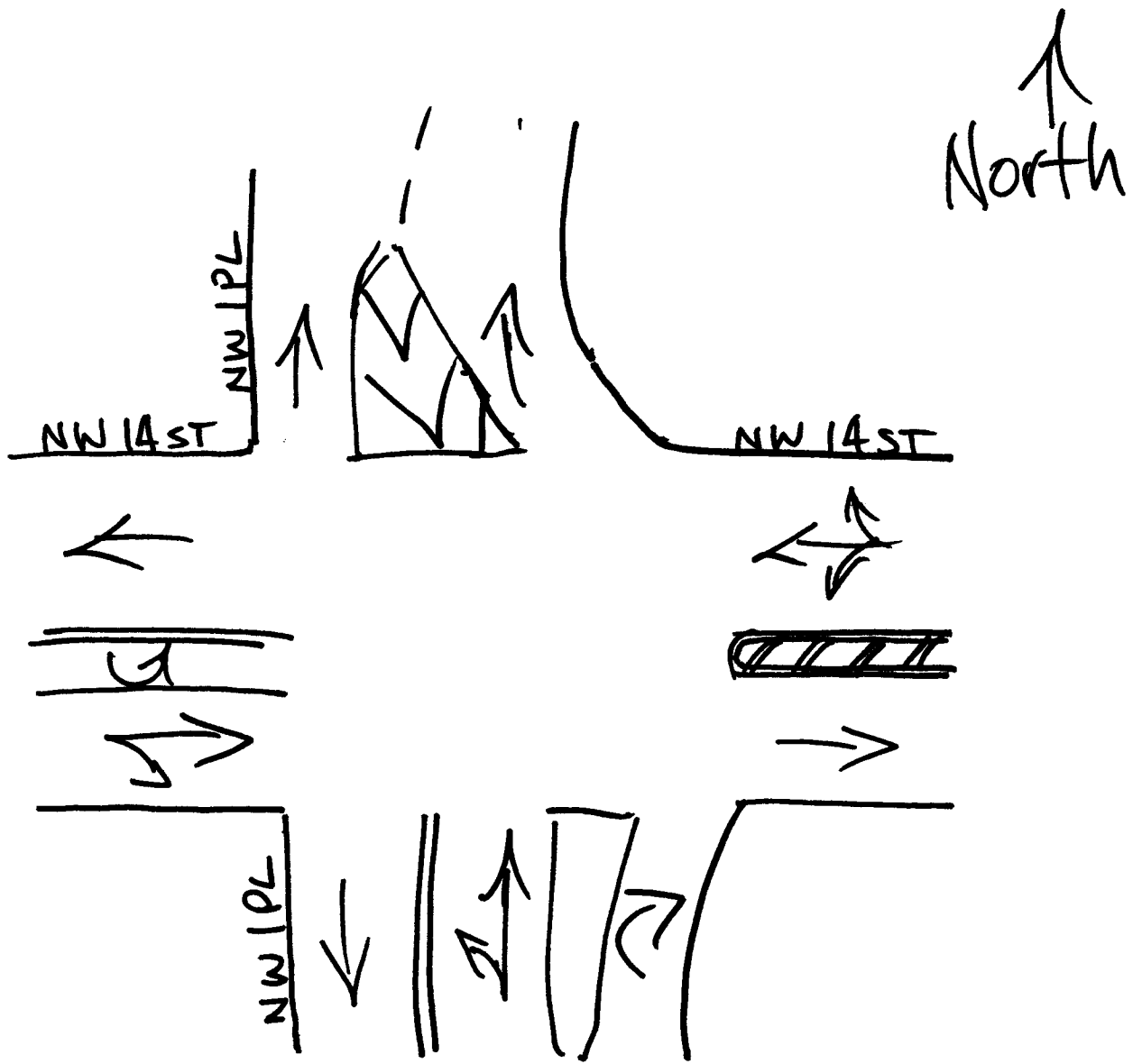
TRAFFIC SURVEY SPECIALISTS, INC.
 624 GARDENIA TERRACE
 DELRAY BEACH, FLORIDA 33444
 (561) 272-3255 FAX (561) 272-4381

Site Code : 00090010
 Start Date: 02/11/09
 File I.D. : 14ST_1PL
 Page : 1

PEDESTRIANS

Date 02/11/09	NW 1ST PLACE From North				NW 14TH STREET From East				NW 1ST PLACE From South				NW 14TH STREET From West				Total
	Left	Thru	RIGHT	PEDS	Left	Thru	RIGHT	PEDS	Left	Thru	RIGHT	PEDS	Left	Thru	RIGHT	PEDS	
07:00	0	0	0	5	0	0	0	2	0	0	0	1	0	0	0	0	8
07:15	0	0	0	10	0	0	0	3	0	0	0	1	0	0	0	3	17
07:30	0	0	0	6	0	0	0	5	0	0	0	1	0	0	0	1	13
07:45	0	0	0	12	0	0	0	7	0	0	0	3	0	0	0	0	22
Hr Total	0	0	0	33	0	0	0	17	0	0	0	6	0	0	0	4	60
08:00	0	0	0	14	0	0	0	8	0	0	0	7	0	0	0	1	30
08:15	0	0	0	7	0	0	0	3	0	0	0	3	0	0	0	1	14
08:30	0	0	0	6	0	0	0	2	0	0	0	4	0	0	0	1	13
08:45	0	0	0	8	0	0	0	1	0	0	0	3	0	0	0	0	12
Hr Total	0	0	0	35	0	0	0	14	0	0	0	17	0	0	0	3	69
----- * BREAK * -----																	
16:00	0	0	0	4	0	0	0	3	0	0	0	3	0	0	0	1	11
16:15	0	0	0	4	0	0	0	7	0	0	0	2	0	0	0	5	18
16:30	0	0	0	7	0	0	0	3	0	0	0	3	0	0	0	1	14
16:45	0	0	0	8	0	0	0	4	0	0	0	5	0	0	0	3	20
Hr Total	0	0	0	23	0	0	0	17	0	0	0	13	0	0	0	10	63
17:00	0	0	0	13	0	0	0	0	0	0	0	3	0	0	0	0	16
17:15	0	0	0	6	0	0	0	3	0	0	0	3	0	0	0	0	12
17:30	0	0	0	11	0	0	0	2	0	0	0	4	0	0	0	1	18
17:45	0	0	0	11	0	0	0	3	0	0	0	4	0	0	0	3	21
Hr Total	0	0	0	41	0	0	0	8	0	0	0	14	0	0	0	4	67

TOTAL	0	0	0	132	0	0	0	56	0	0	0	50	0	0	0	21	259



Miami, Florida
 February 11, 2009
 drawn by: Luis Palomino
 Flashing Lights

NW 11 STREET & NW 2ND AVENUE
 MIAMI, FLORIDA
 COUNTED BY: CARLOS RUIZ
 SIGNALIZED

TRAFFIC SURVEY SPECIALISTS, INC.
 624 GARDENIA TERRACE
 DELRAY BEACH, FLORIDA 33444
 (561) 272-3255 FAX (561) 272-4381

Site Code : 00090010
 Start Date: 02/11/09
 File I.D. : 11S_2AVE
 Page : 1

LIGHT VEHICLES, HEAVY VEHICLES

Date	NW 2ND AVENUE From North				NW 11TH STREET From East				NW 2ND AVENUE From South				NW 11TH STREET From West				Total
	UTurn	Left	Thru	Right	UTurn	Left	Thru	Right	UTurn	Left	Thru	Right	UTurn	Left	Thru	Right	
02/11/09	-----																
07:00	0	0	19	0	0	1	5	5	0	1	15	0	0	0	0	0	46
07:15	0	0	28	3	0	1	2	2	0	4	18	0	0	0	0	0	58
07:30	0	0	29	2	0	2	7	2	0	6	17	0	0	0	0	0	65
07:45	0	0	48	2	0	6	4	0	0	4	30	0	0	0	0	0	94
Hr Total	0	0	124	7	0	10	18	9	0	15	80	0	0	0	0	0	263
08:00	0	0	54	2	0	7	6	5	0	8	29	0	0	0	0	0	111
08:15	0	0	46	0	0	2	6	3	0	5	33	0	0	0	0	0	95
08:30	0	0	31	2	0	4	5	5	0	7	27	0	0	0	0	0	81
08:45	0	0	31	1	0	4	12	0	1	9	24	0	0	0	0	0	82
Hr Total	0	0	162	5	0	17	29	13	1	29	113	0	0	0	0	0	369
----- * BREAK * -----																	
16:00	0	0	22	2	0	2	12	4	1	3	46	0	0	0	0	0	92
16:15	0	0	21	1	0	3	8	4	0	7	49	0	0	0	0	0	93
16:30	0	0	26	3	0	1	9	6	0	9	51	0	0	0	0	0	105
16:45	0	0	18	5	0	1	4	6	0	12	55	0	0	0	0	0	101
Hr Total	0	0	87	11	0	7	33	20	1	31	201	0	0	0	0	0	391
17:00	0	0	24	5	0	5	7	6	0	8	73	0	0	0	0	0	128
17:15	0	0	16	1	0	3	4	8	0	19	68	0	0	0	0	0	119
17:30	0	0	18	2	0	0	9	10	0	6	38	0	0	0	0	0	83
17:45	0	0	21	5	0	2	10	6	0	3	42	0	0	0	0	0	89
Hr Total	0	0	79	13	0	10	30	30	0	36	221	0	0	0	0	0	419

TOTAL	0	0	452	36	0	44	110	72	2	111	615	0	0	0	0	0	1442

NW 11 STREET & NW 2ND AVENUE
 MIAMI, FLORIDA
 COUNTED BY: CARLOS RUIZ
 SIGNALIZED

TRAFFIC SURVEY SPECIALISTS, INC.
 624 GARDENIA TERRACE
 DELRAY BEACH, FLORIDA 33444
 (561) 272-3255 FAX (561) 272-4381

Site Code : 00090010
 Start Date: 02/11/09
 File I.D. : 11S_2AVE
 Page : 2

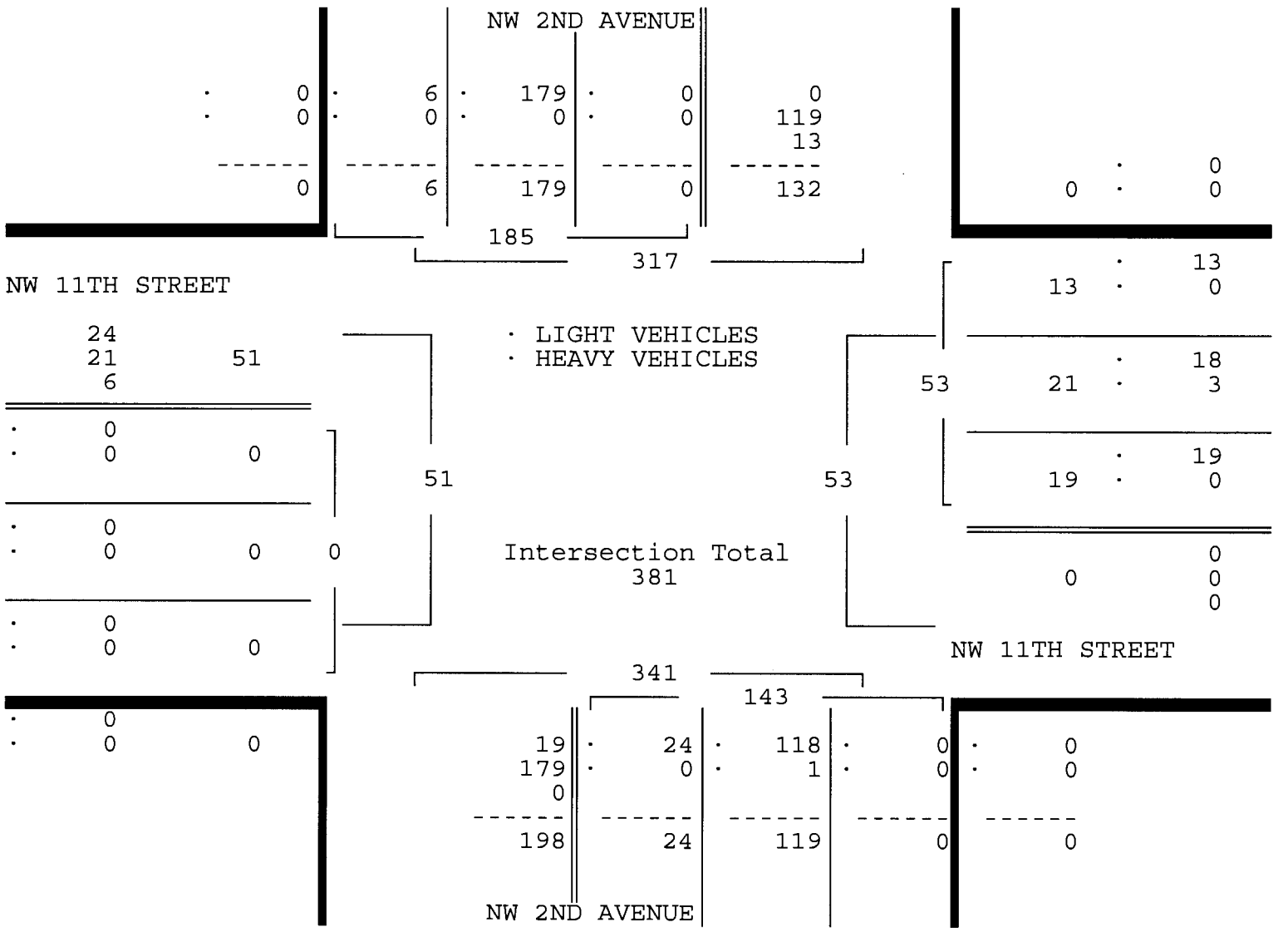
LIGHT VEHICLES, HEAVY VEHICLES

NW 2ND AVENUE From North				NW 11TH STREET From East				NW 2ND AVENUE From South				NW 11TH STREET From West				Total
UTurn	Left	Thru	Right	UTurn	Left	Thru	Right	UTurn	Left	Thru	Right	UTurn	Left	Thru	Right	

Date 02/11/09

Peak Hour Analysis By Entire Intersection for the Period: 07:00 to 09:00 on 02/11/09

Peak start	07:45				07:45				07:45						
Volume	0	0	179	6	0	19	21	13	0	24	119	0	0	0	0
Percent	0%	0%	97%	3%	0%	36%	40%	25%	0%	17%	83%	0%	0%	0%	0%
Pk total	185				53				143				0		
Highest	08:00				08:00				08:15				07:00		
Volume	0	0	54	2	0	7	6	5	0	5	33	0	0	0	0
Hi total	56				18				38				0		
PHF	.83				.74				.94				.0		



NW 11 STREET & NW 2ND AVENUE
 MIAMI, FLORIDA
 COUNTED BY: CARLOS RUIZ
 SIGNALIZED

TRAFFIC SURVEY SPECIALISTS, INC.
 624 GARDENIA TERRACE
 DELRAY BEACH, FLORIDA 33444
 (561) 272-3255 FAX (561) 272-4381

Site Code : 00090010
 Start Date: 02/11/09
 File I.D. : 11S_2AVE
 Page : 3

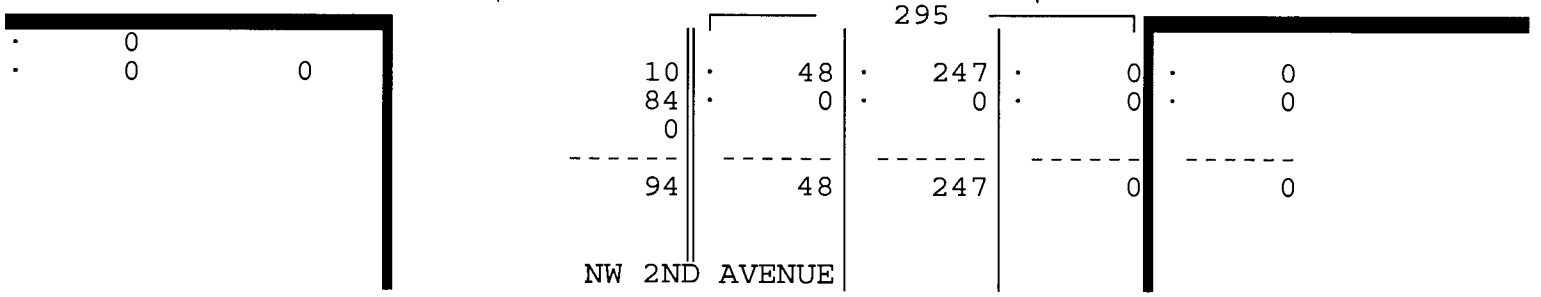
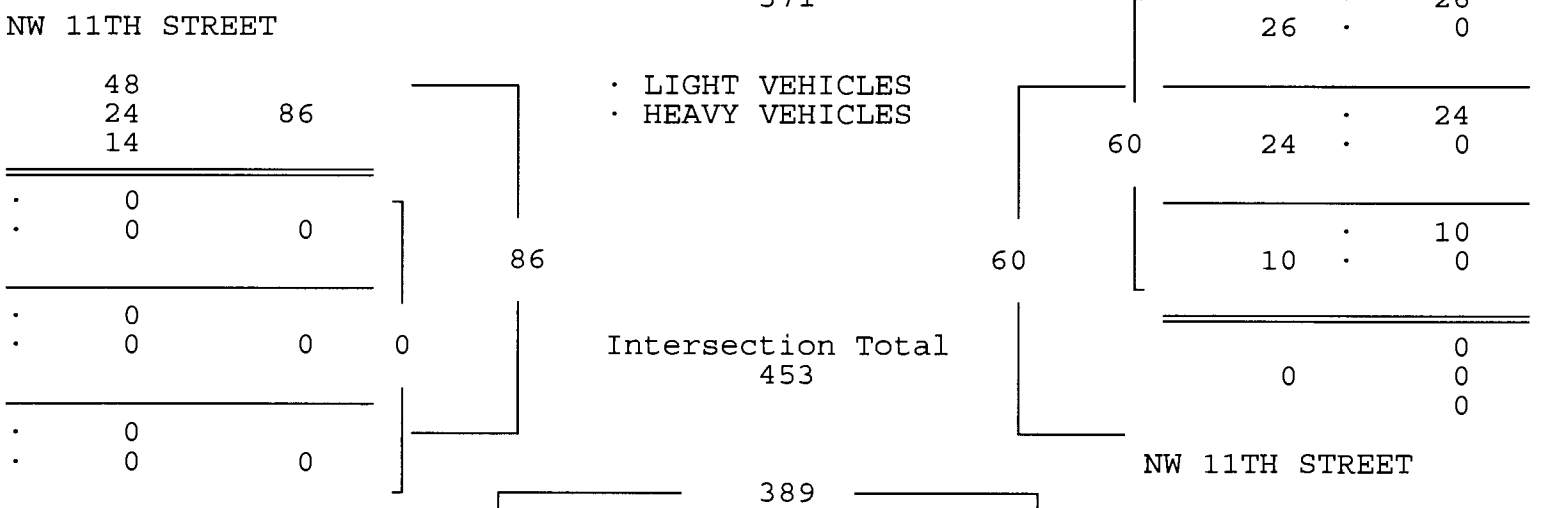
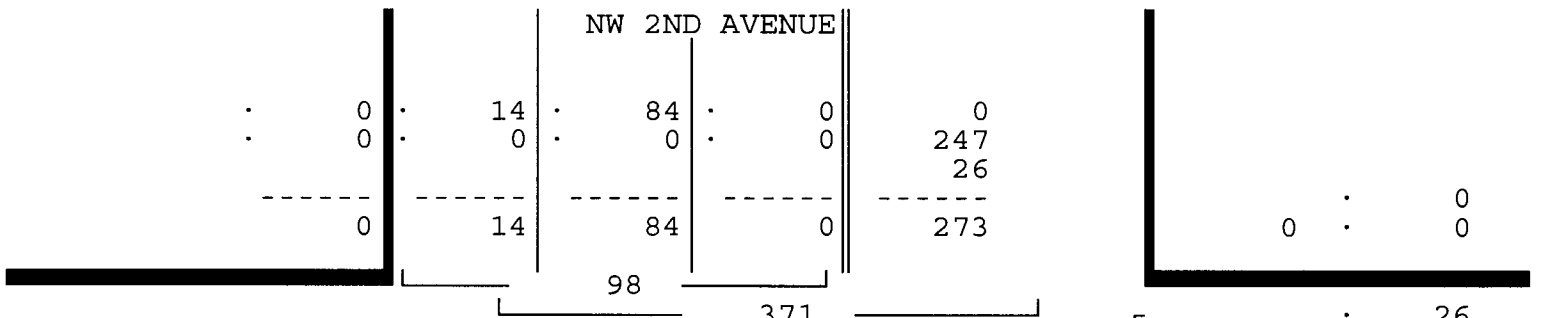
LIGHT VEHICLES, HEAVY VEHICLES

NW 2ND AVENUE From North				NW 11TH STREET From East				NW 2ND AVENUE From South				NW 11TH STREET From West				Total
UTurn	Left	Thru	Right	UTurn	Left	Thru	Right	UTurn	Left	Thru	Right	UTurn	Left	Thru	Right	

Date 02/11/09

Peak Hour Analysis By Entire Intersection for the Period: 16:00 to 18:00 on 02/11/09

Peak start	16:30				16:30				16:30							
Volume	0	0	84	14	0	10	24	26	0	48	247	0	0	0	0	
Percent	0%	0%	86%	14%	0%	17%	40%	43%	0%	16%	84%	0%	0%	0%	0%	
Pk total	98				60				295							
Highest	16:30				17:00				17:15				07:00			
Volume	0	0	26	3	0	5	7	6	0	19	68	0	0	0	0	
Hi total	29				18				87				0			
PHF	.84				.83				.85				.0			



NW 11 STREET & NW 2ND AVENUE
 MIAMI, FLORIDA
 COUNTED BY: CARLOS RUIZ
 SIGNALIZED

TRAFFIC SURVEY SPECIALISTS, INC.
 624 GARDENIA TERRACE
 DELRAY BEACH, FLORIDA 33444
 (561) 272-3255 FAX (561) 272-4381

Site Code : 00090010
 Start Date: 02/11/09
 File I.D. : 11S_2AVE
 Page : 1

HEAVY VEHICLES

Date	NW 2ND AVENUE From North				NW 11TH STREET From East				NW 2ND AVENUE From South				NW 11TH STREET From West				Total
	UTurn	Left	Thru	Right	UTurn	Left	Thru	Right	UTurn	Left	Thru	Right	UTurn	Left	Thru	Right	
02/11/09	-----																
07:00	0	0	0	0	0	0	0	0	0	0	0	0	0	0	0	0	0
07:15	0	0	0	0	0	0	0	0	0	0	0	0	0	0	0	0	0
07:30	0	0	0	0	0	0	0	0	0	0	0	0	0	0	0	0	0
07:45	0	0	0	0	0	0	1	0	0	0	0	0	0	0	0	0	1
Hr Total	0	0	0	0	0	0	1	0	0	0	0	0	0	0	0	0	1
08:00	0	0	0	0	0	0	1	0	0	0	0	0	0	0	0	0	1
08:15	0	0	0	0	0	0	1	0	0	0	0	0	0	0	0	0	1
08:30	0	0	0	0	0	0	0	0	0	0	1	0	0	0	0	0	1
08:45	0	0	0	0	0	0	0	0	0	0	0	0	0	0	0	0	0
Hr Total	0	0	0	0	0	0	2	0	0	0	1	0	0	0	0	0	3
----- * BREAK * -----																	
16:00	0	0	0	0	0	0	1	0	0	0	0	0	0	0	0	0	1
16:15	0	0	0	0	0	0	0	0	0	0	0	0	0	0	0	0	0
16:30	0	0	0	0	0	0	0	0	0	0	0	0	0	0	0	0	0
16:45	0	0	0	0	0	0	0	0	0	0	0	0	0	0	0	0	0
Hr Total	0	0	0	0	0	0	1	0	0	0	0	0	0	0	0	0	1
----- * BREAK * -----																	
TOTAL	0	0	0	0	0	0	4	0	0	0	1	0	0	0	0	0	5

NW 11 STREET & NW 2ND AVENUE
 MIAMI, FLORIDA
 COUNTED BY: CARLOS RUIZ
 SIGNALIZED

TRAFFIC SURVEY SPECIALISTS, INC.
 624 GARDENIA TERRACE
 DELRAY BEACH, FLORIDA 33444
 (561) 272-3255 FAX (561) 272-4381

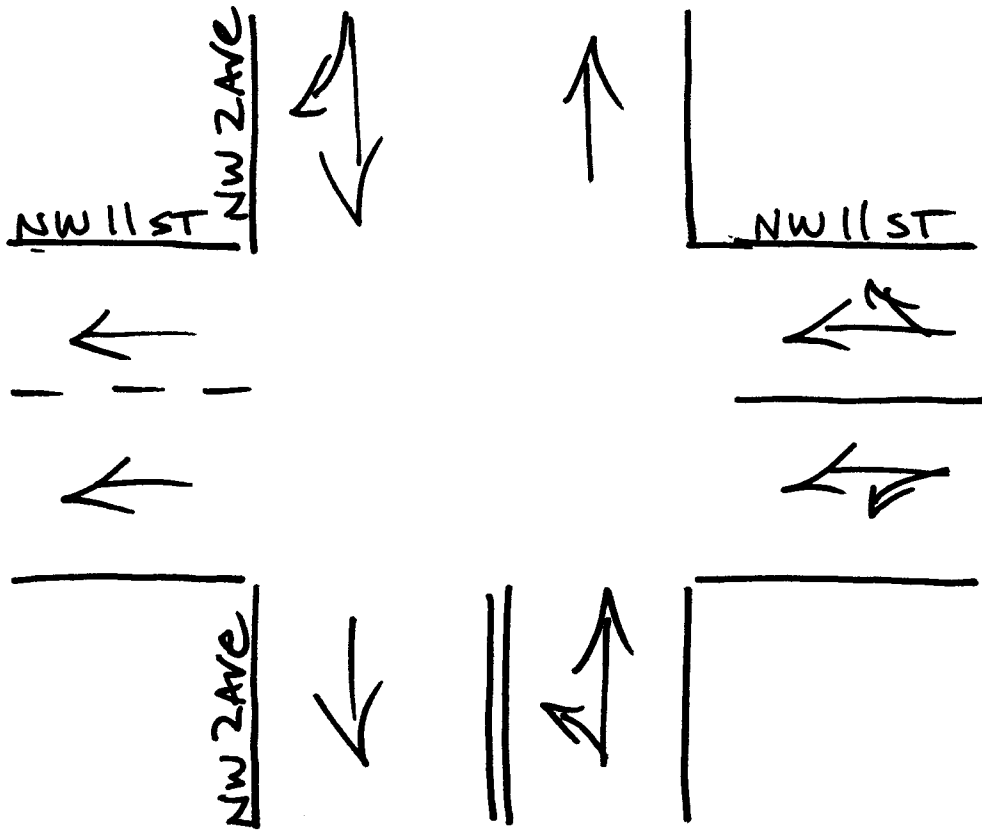
Site Code : 00090010
 Start Date: 02/11/09
 File I.D. : 11S_2AVE
 Page : 1

PEDESTRIANS

Date	NW 2ND AVENUE From North				NW 11TH STREET From East				NW 2ND AVENUE From South				NW 11TH STREET From West				Total
	Left	Thru	RIGHT	PEDS	Left	Thru	RIGHT	PEDS	Left	Thru	RIGHT	PEDS	Left	Thru	RIGHT	PEDS	
02/11/09	-----																
07:00	0	0	0	1	0	0	0	11	0	0	0	1	0	0	0	4	17
07:15	0	0	0	7	0	0	0	6	0	0	0	4	0	0	0	6	23
07:30	0	0	0	4	0	0	0	6	0	0	0	1	0	0	0	2	13
07:45	0	0	0	3	0	0	0	3	0	0	0	2	0	0	0	5	13
Hr Total	0	0	0	15	0	0	0	26	0	0	0	8	0	0	0	17	66
08:00	0	0	0	2	0	0	0	8	0	0	0	6	0	0	0	7	23
08:15	0	0	0	2	0	0	0	10	0	0	0	1	0	0	0	9	22
08:30	0	0	0	5	0	0	0	6	0	0	0	1	0	0	0	3	15
08:45	0	0	0	6	0	0	0	0	0	0	0	0	0	0	0	4	10
Hr Total	0	0	0	15	0	0	0	24	0	0	0	8	0	0	0	23	70
----- * BREAK * -----																	
16:00	0	0	0	14	0	0	0	21	0	0	0	6	0	0	0	14	55
16:15	0	0	0	4	0	0	0	10	0	0	0	2	0	0	0	3	19
16:30	0	0	0	15	0	0	0	4	0	0	0	9	0	0	0	9	37
16:45	0	0	0	6	0	0	0	10	0	0	0	1	0	0	0	10	27
Hr Total	0	0	0	39	0	0	0	45	0	0	0	18	0	0	0	36	138
17:00	0	0	0	16	0	0	0	4	0	0	0	12	0	0	0	6	38
17:15	0	0	0	7	0	0	0	4	0	0	0	3	0	0	0	9	23
17:30	0	0	0	7	0	0	0	11	0	0	0	4	0	0	0	18	40
17:45	0	0	0	10	0	0	0	16	0	0	0	6	0	0	0	11	43
Hr Total	0	0	0	40	0	0	0	35	0	0	0	25	0	0	0	44	144

TOTAL	0	0	0	109	0	0	0	130	0	0	0	59	0	0	0	120	418

↑
North



Miami, Florida

February 11, 2009

drawn by: Luis Palomino

signalized

NW 10TH STREET & NW 2ND AVENUE
 MIAMI, FLORIDA
 COUNTED BY: JOHNNY MOLESTINA
 SIGNALIZED

TRAFFIC SURVEY SPECIALISTS, INC.
 624 GARDENIA TERRACE
 DELRAY BEACH, FLORIDA 33444
 (561) 272-3255 FAX (561) 272-4381

Site Code : 00090010
 Start Date: 02/11/09
 File I.D. : 10ST_2AV
 Page : 1

LIGHT VEHICLES, HEAVY VEHICLES

Date 02/11/09	NW 2ND AVENUE From North				NW 10TH STREET From East				NW 2ND AVENUE From South				NW 10TH STREET From West				Total
	UTurn	Left	Thru	Right	UTurn	Left	Thru	Right	UTurn	Left	Thru	Right	UTurn	Left	Thru	Right	
07:00	0	1	19	0	0	0	0	0	0	0	17	2	0	1	11	10	61
07:15	0	0	31	0	0	0	0	0	0	0	19	3	0	3	10	13	79
07:30	0	1	32	0	0	0	0	0	0	0	23	7	0	0	11	14	88
07:45	0	1	47	0	0	0	0	0	0	0	28	4	0	5	23	32	140
Hr Total	0	3	129	0	0	0	0	0	0	0	87	16	0	9	55	69	368
08:00	0	2	60	0	0	0	0	0	0	0	33	2	0	5	16	29	147
08:15	0	1	51	0	0	0	0	0	0	0	34	1	0	5	12	23	127
08:30	0	0	34	0	0	0	0	0	0	0	31	2	0	3	14	28	112
08:45	0	0	34	0	0	0	0	0	0	0	27	3	0	6	10	21	101
Hr Total	0	3	179	0	0	0	0	0	0	0	125	8	0	19	52	101	487
* BREAK *																	
16:00	0	0	23	0	0	0	0	0	0	0	38	1	0	7	4	13	86
16:15	0	1	23	0	0	0	0	0	0	0	46	4	0	7	8	17	106
16:30	0	2	25	0	0	0	0	0	0	0	55	5	0	3	11	17	118
16:45	0	2	16	0	0	0	0	0	0	0	58	8	0	5	10	14	113
Hr Total	0	5	87	0	0	0	0	0	0	0	197	18	0	22	33	61	423
17:00	0	3	26	0	0	0	0	0	0	0	79	2	0	5	19	10	144
17:15	0	1	18	0	0	0	0	0	0	0	74	4	0	12	13	11	133
17:30	0	2	17	0	0	0	0	0	0	0	46	5	0	4	12	13	99
17:45	0	2	23	0	0	0	0	0	0	0	37	4	0	6	4	13	89
Hr Total	0	8	84	0	0	0	0	0	0	0	236	15	0	27	48	47	465
TOTAL	0	19	479	0	0	0	0	0	0	0	645	57	0	77	188	278	1743

NW 10TH STREET & NW 2ND AVENUE
 MIAMI, FLORIDA
 COUNTED BY: JOHNNY MOLESTINA
 SIGNALIZED

TRAFFIC SURVEY SPECIALISTS, INC.
 624 GARDENIA TERRACE
 DELRAY BEACH, FLORIDA 33444
 (561) 272-3255 FAX (561) 272-4381

Site Code : 00090010
 Start Date: 02/11/09
 File I.D. : 10ST_2AV
 Page : 2

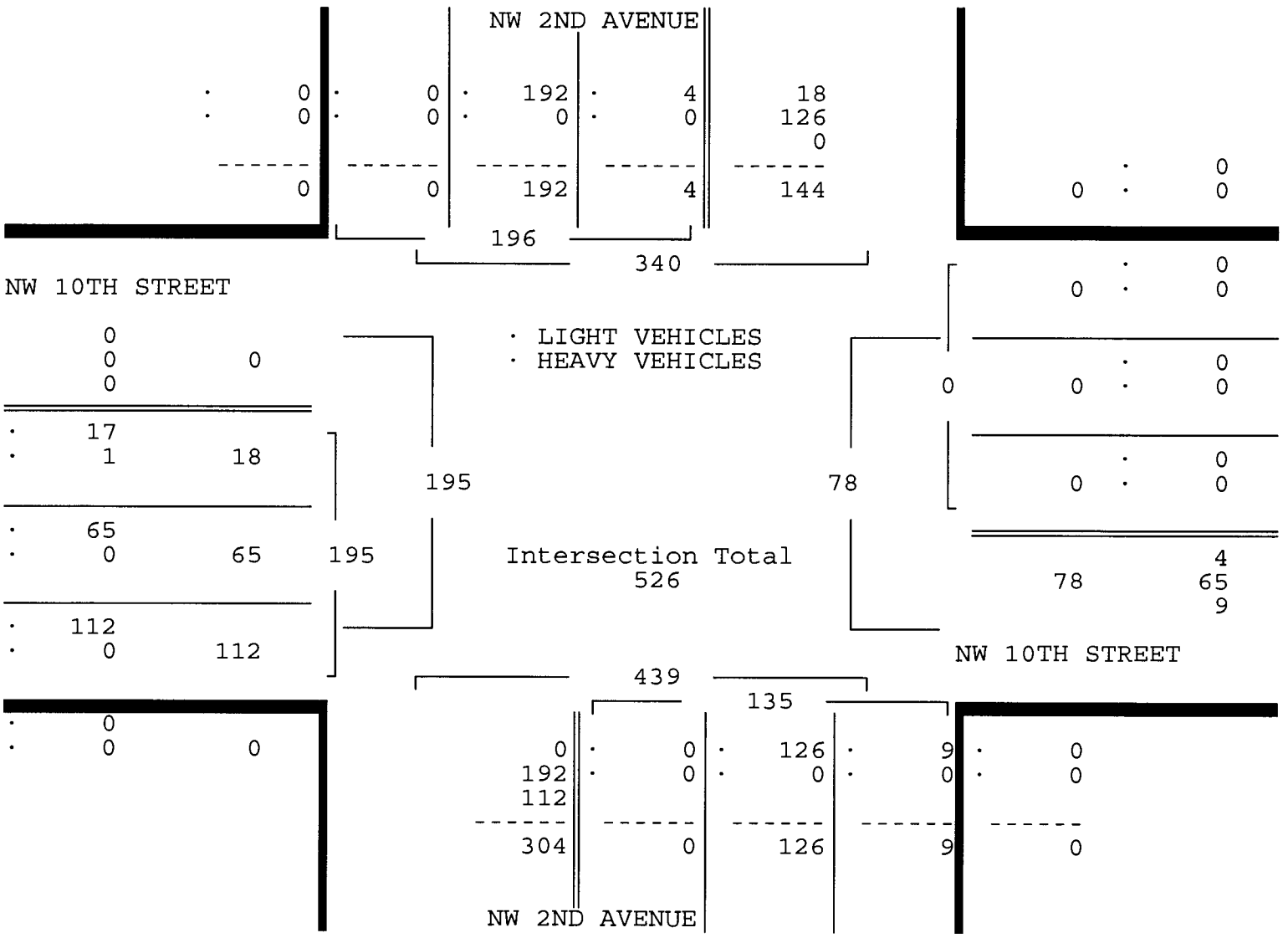
LIGHT VEHICLES, HEAVY VEHICLES

NW 2ND AVENUE From North				NW 10TH STREET From East				NW 2ND AVENUE From South				NW 10TH STREET From West				Total
UTurn	Left	Thru	Right	UTurn	Left	Thru	Right	UTurn	Left	Thru	Right	UTurn	Left	Thru	Right	

Date 02/11/09

Peak Hour Analysis By Entire Intersection for the Period: 07:00 to 09:00 on 02/11/09

Peak start 07:45				07:45				07:45				07:45			
Volume	0	4	192	0	0	0	0	0	0	126	9	0	18	65	112
Percent	0%	2%	98%	0%	0%	0%	0%	0%	0%	93%	7%	0%	9%	33%	57%
Pk total	196			0				135				195			
Highest	08:00			07:00				08:00				07:45			
Volume	0	2	60	0	0	0	0	0	0	33	2	0	5	23	32
Hi total	62			0				35				60			
PHF	.79			.0				.96				.81			



NW 10TH STREET & NW 2ND AVENUE
 MIAMI, FLORIDA
 COUNTED BY: JOHNNY MOLESTINA
 SIGNALIZED

TRAFFIC SURVEY SPECIALISTS, INC.
 624 GARDENIA TERRACE
 DELRAY BEACH, FLORIDA 33444
 (561) 272-3255 FAX (561) 272-4381

Site Code : 00090010
 Start Date: 02/11/09
 File I.D. : 10ST_2AV
 Page : 3

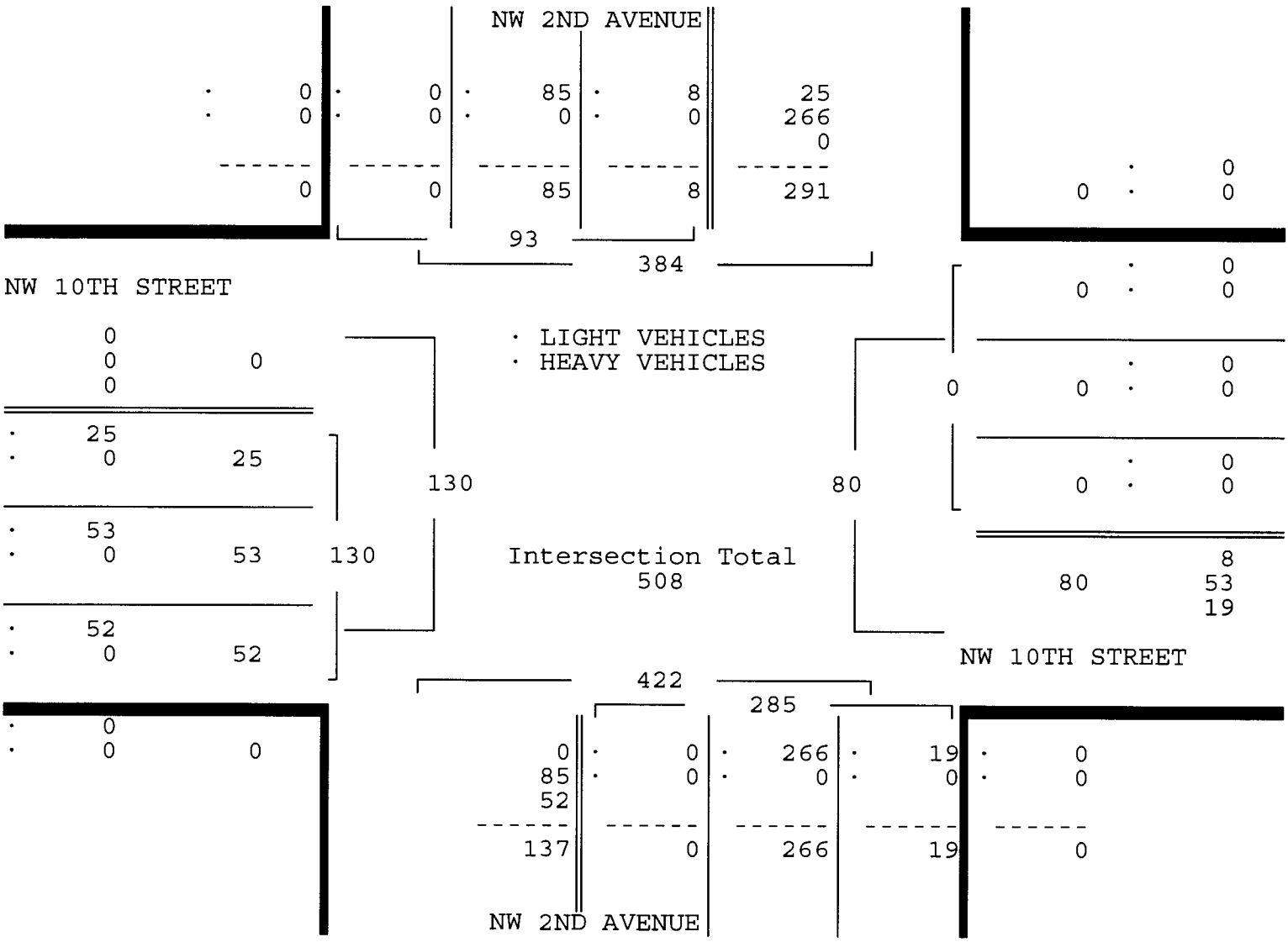
LIGHT VEHICLES, HEAVY VEHICLES

NW 2ND AVENUE From North				NW 10TH STREET From East				NW 2ND AVENUE From South				NW 10TH STREET From West				Total
UTurn	Left	Thru	Right	UTurn	Left	Thru	Right	UTurn	Left	Thru	Right	UTurn	Left	Thru	Right	

Date 02/11/09

Peak Hour Analysis By Entire Intersection for the Period: 16:00 to 18:00 on 02/11/09

Peak start 16:30				16:30				16:30				16:30			
Volume	0	8	85	0	0	0	0	0	0	266	19	0	25	53	52
Percent	0%	9%	91%	0%	0%	0%	0%	0%	0%	93%	7%	0%	19%	41%	40%
Pk total	93			0				285				130			
Highest	17:00			07:00				17:00				17:15			
Volume	0	3	26	0	0	0	0	0	0	79	2	0	12	13	11
Hi total	29			0				81				36			
PHF	.80			.0				.88				.90			



NW 10TH STREET & NW 2ND AVENUE
 MIAMI, FLORIDA
 COUNTED BY: JOHNNY MOLESTINA
 SIGNALIZED

TRAFFIC SURVEY SPECIALISTS, INC.
 624 GARDENIA TERRACE
 DELRAY BEACH, FLORIDA 33444
 (561) 272-3255 FAX (561) 272-4381

Site Code : 00090010
 Start Date: 02/11/09
 File I.D. : 10ST_2AV
 Page : 1

HEAVY VEHICLES

Date	NW 2ND AVENUE From North				NW 10TH STREET From East				NW 2ND AVENUE From South				NW 10TH STREET From West				Total
	UTurn	Left	Thru	Right	UTurn	Left	Thru	Right	UTurn	Left	Thru	Right	UTurn	Left	Thru	Right	
02/11/09	-----																
07:00	0	0	0	0	0	0	0	0	0	0	0	0	0	0	0	0	0
07:15	0	0	1	0	0	0	0	0	0	0	0	0	0	0	1	0	2
07:30	0	0	0	0	0	0	0	0	0	0	0	0	0	0	0	0	0
07:45	0	0	0	0	0	0	0	0	0	0	0	0	0	0	0	0	0
Hr Total	0	0	1	0	0	0	0	0	0	0	0	0	0	0	1	0	2
08:00	0	0	0	0	0	0	0	0	0	0	0	0	0	0	0	0	0
08:15	0	0	0	0	0	0	0	0	0	0	0	0	0	0	0	0	0
08:30	0	0	0	0	0	0	0	0	0	0	0	0	0	1	0	0	1
08:45	0	0	0	0	0	0	0	0	0	0	0	0	0	0	0	0	0
Hr Total	0	0	0	0	0	0	0	0	0	0	0	0	0	1	0	0	1
----- * BREAK * -----																	
TOTAL	0	0	1	0	0	0	0	0	0	0	0	0	0	1	1	0	3

NW 10TH STREET & NW 2ND AVENUE
 MIAMI, FLORIDA
 COUNTED BY: JOHNNY MOLESTINA
 SIGNALIZED

TRAFFIC SURVEY SPECIALISTS, INC.
 624 GARDENIA TERRACE
 DELRAY BEACH, FLORIDA 33444
 (561) 272-3255 FAX (561) 272-4381

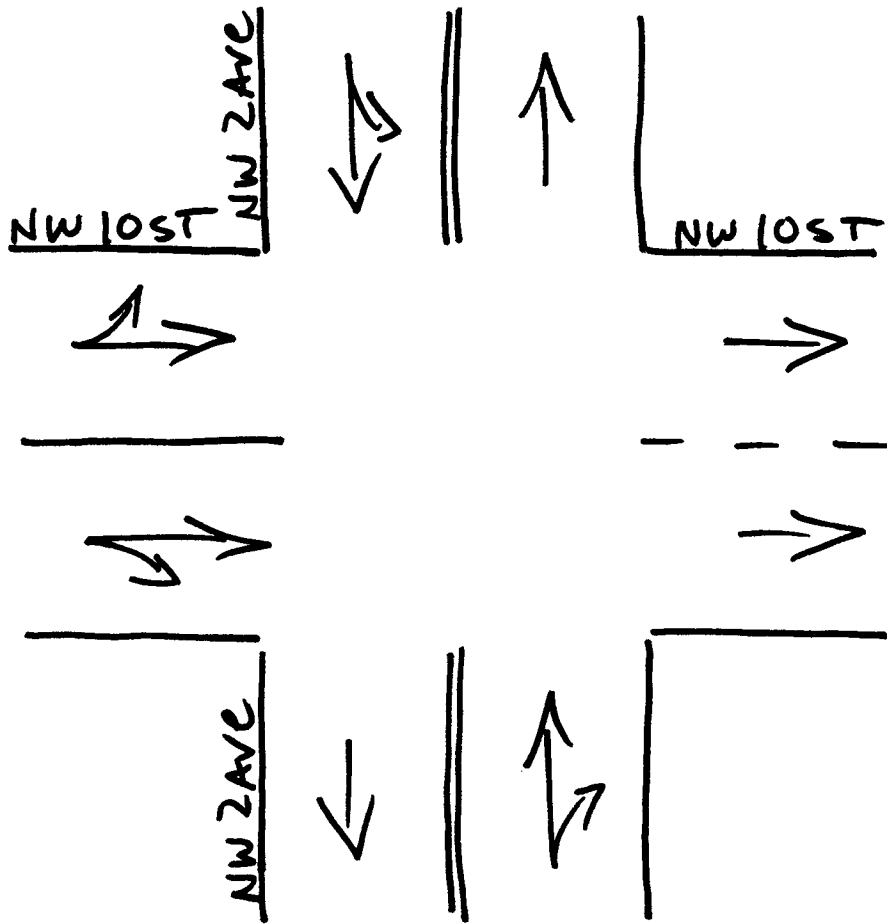
Site Code : 00090010
 Start Date: 02/11/09
 File I.D. : 10ST_2AV
 Page : 1

PEDESTRIANS

Date	NW 2ND AVENUE From North				NW 10TH STREET From East				NW 2ND AVENUE From South				NW 10TH STREET From West				Total
	Left	Thru	RIGHT	PEDS	Left	Thru	RIGHT	PEDS	Left	Thru	RIGHT	PEDS	Left	Thru	RIGHT	PEDS	
02/11/09	-----																
07:00	0	0	0	0	0	0	0	10	0	0	0	1	0	0	0	2	13
07:15	0	0	0	1	0	0	0	3	0	0	0	0	0	0	0	3	7
07:30	0	0	0	1	0	0	0	4	0	0	0	1	0	0	0	1	7
07:45	0	0	0	0	0	0	0	0	0	0	0	0	0	0	0	3	3
Hr Total	0	0	0	2	0	0	0	17	0	0	0	2	0	0	0	9	30
08:00	0	0	0	2	0	0	0	2	0	0	0	0	0	0	0	0	4
08:15	0	0	0	0	0	0	0	4	0	0	0	0	0	0	0	0	4
08:30	0	0	0	0	0	0	0	2	0	0	0	1	0	0	0	0	3
08:45	0	0	0	0	0	0	0	4	0	0	0	0	0	0	0	5	9
Hr Total	0	0	0	2	0	0	0	12	0	0	0	1	0	0	0	5	20
----- * BREAK * -----																	
16:00	0	0	0	2	0	0	0	6	0	0	0	0	0	0	0	7	15
16:15	0	0	0	2	0	0	0	8	0	0	0	2	0	0	0	1	13
16:30	0	0	0	0	0	0	0	6	0	0	0	4	0	0	0	1	11
16:45	0	0	0	1	0	0	0	3	0	0	0	1	0	0	0	2	7
Hr Total	0	0	0	5	0	0	0	23	0	0	0	7	0	0	0	11	46
17:00	0	0	0	1	0	0	0	0	0	0	0	0	0	0	0	3	4
17:15	0	0	0	0	0	0	0	2	0	0	0	0	0	0	0	0	2
17:30	0	0	0	0	0	0	0	4	0	0	0	1	0	0	0	6	11
17:45	0	0	0	1	0	0	0	5	0	0	0	0	0	0	0	0	6
Hr Total	0	0	0	2	0	0	0	11	0	0	0	1	0	0	0	9	23

TOTAL	0	0	0	11	0	0	0	63	0	0	0	11	0	0	0	34	119

↑
North



miami, Florida
February 11, 2009
drawn by: Luis Palomino
signalized

NW 8TH STREET & NW 2ND AVENUE
 MIAMI, FLORIDA
 COUNTED BY: ISIDRO GONZALEZ
 SIGNALIZED

TRAFFIC SURVEY SPECIALISTS, INC.
 624 GARDENIA TERRACE
 DELRAY BEACH, FLORIDA 33444
 (561) 272-3255 FAX (561) 272-4381

Site Code : 00090010
 Start Date: 02/11/09
 File I.D. : 8STR_2AV
 Page : 1

LIGHT VEHICLES, HEAVY VEHICLES

Date	NW 2ND AVENUE From North				NW 8TH STREET From East				NW 2ND AVENUE From South				NW 8TH STREET From West				Total
	UTurn	Left	Thru	Right	UTurn	Left	Thru	Right	UTurn	Left	Thru	Right	UTurn	Left	Thru	Right	
02/11/09	-----																
07:00	0	6	22	17	0	3	18	5	0	4	12	13	0	4	47	13	164
07:15	0	6	29	17	0	2	11	2	0	4	15	19	0	4	58	11	178
07:30	0	3	41	19	0	6	16	2	0	9	24	18	0	2	88	12	240
07:45	0	11	68	18	0	3	14	2	0	10	22	27	0	4	105	14	298
Hr Total	0	26	160	71	0	14	59	11	0	27	73	77	0	14	298	50	880
08:00	0	9	79	23	0	8	18	5	0	7	32	16	0	3	90	22	312
08:15	0	8	64	22	0	6	32	1	0	4	29	25	0	6	64	17	278
08:30	0	10	47	21	0	9	27	2	0	2	32	13	0	4	51	10	228
08:45	0	4	55	18	0	6	30	0	0	9	30	12	0	2	67	19	252
Hr Total	0	31	245	84	0	29	107	8	0	22	123	66	0	15	272	68	1070
----- * BREAK * -----																	
16:00	0	3	40	10	0	20	37	1	0	21	38	14	0	3	42	6	235
16:15	0	3	29	19	0	16	35	3	0	15	47	18	0	5	34	6	230
16:30	0	3	38	14	0	10	33	8	0	15	47	19	0	6	36	9	238
16:45	0	3	26	11	0	18	46	7	0	19	62	13	0	5	49	8	267
Hr Total	0	12	133	54	0	64	151	19	0	70	194	64	0	19	161	29	970
17:00	0	3	36	19	0	21	56	10	0	16	64	17	0	8	40	4	294
17:15	0	0	30	15	0	6	33	9	0	8	62	17	0	6	43	10	239
17:30	0	3	42	13	0	9	41	4	0	15	45	16	0	7	35	3	233
17:45	0	2	32	11	0	6	26	1	0	15	43	18	0	2	50	5	211
Hr Total	0	8	140	58	0	42	156	24	0	54	214	68	0	23	168	22	977

TOTAL	0	77	678	267	0	149	473	62	0	173	604	275	0	71	899	169	3897

NW 8TH STREET & NW 2ND AVENUE
 MIAMI, FLORIDA
 COUNTED BY: ISIDRO GONZALEZ
 SIGNALIZED

TRAFFIC SURVEY SPECIALISTS, INC.
 624 GARDENIA TERRACE
 DELRAY BEACH, FLORIDA 33444
 (561) 272-3255 FAX (561) 272-4381

Site Code : 00090010
 Start Date: 02/11/09
 File I.D. : 8STR_2AV
 Page : 2

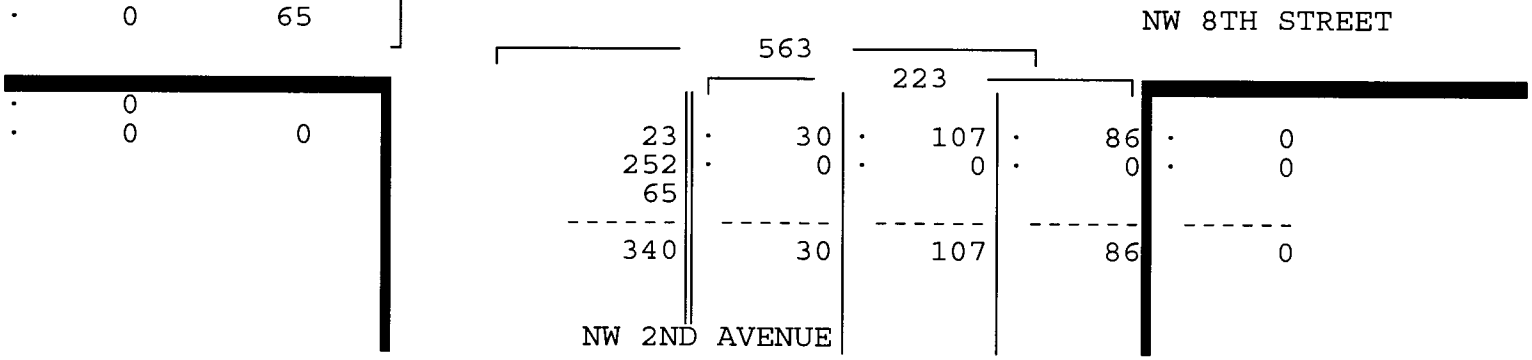
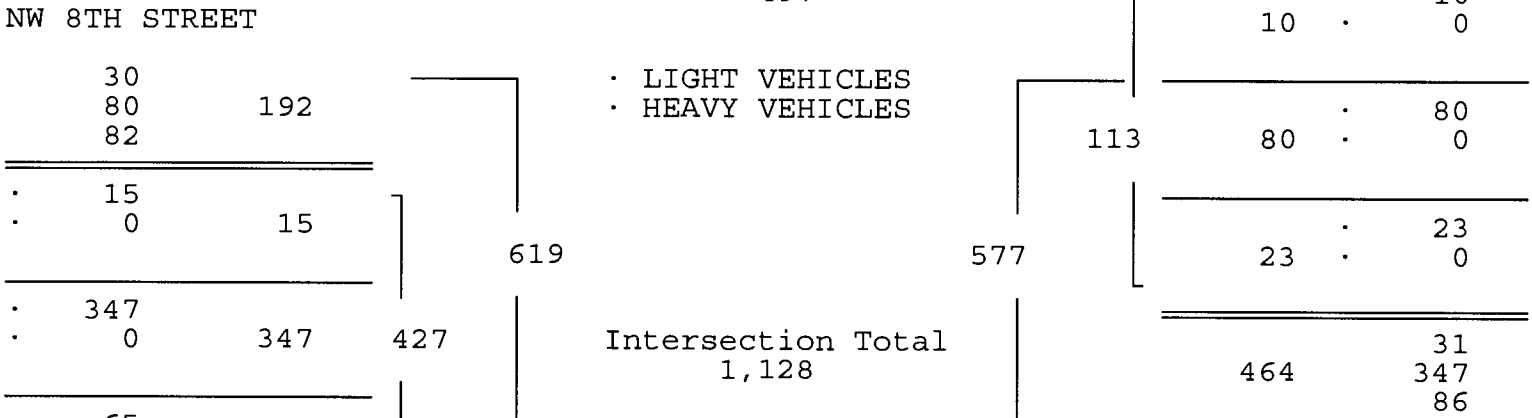
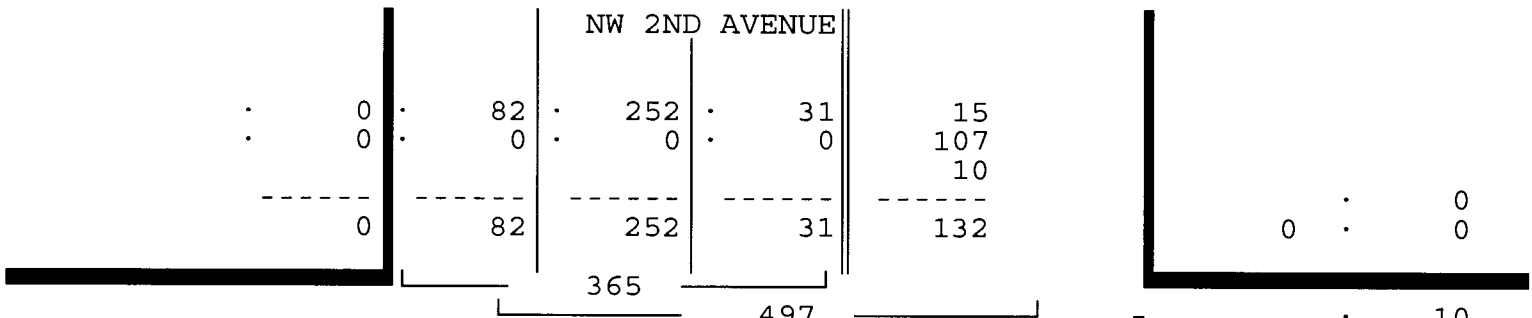
LIGHT VEHICLES, HEAVY VEHICLES

NW 2ND AVENUE From North				NW 8TH STREET From East				NW 2ND AVENUE From South				NW 8TH STREET From West				Total
U Turn	Left	Thru	Right	U Turn	Left	Thru	Right	U Turn	Left	Thru	Right	U Turn	Left	Thru	Right	

Date 02/11/09

Peak Hour Analysis By Entire Intersection for the Period: 07:00 to 09:00 on 02/11/09

Peak start	07:30				07:30				07:30							
Volume	0	31	252	82	0	23	80	10	0	30	107	86	0	15	347	65
Percent	0%	8%	69%	22%	0%	20%	71%	9%	0%	13%	48%	39%	0%	4%	81%	15%
Pk total	365				113				223				427			
Highest	08:00				08:15				07:45				07:45			
Volume	0	9	79	23	0	6	32	1	0	10	22	27	0	4	105	14
Hi total	111				39				59				123			
PHF	.82				.72				.94				.87			



NW 8TH STREET & NW 2ND AVENUE
 MIAMI, FLORIDA
 COUNTED BY: ISIDRO GONZALEZ
 SIGNALIZED

TRAFFIC SURVEY SPECIALISTS, INC.
 624 GARDENIA TERRACE
 DELRAY BEACH, FLORIDA 33444
 (561) 272-3255 FAX (561) 272-4381

Site Code : 00090010
 Start Date: 02/11/09
 File I.D. : 8STR_2AV
 Page : 3

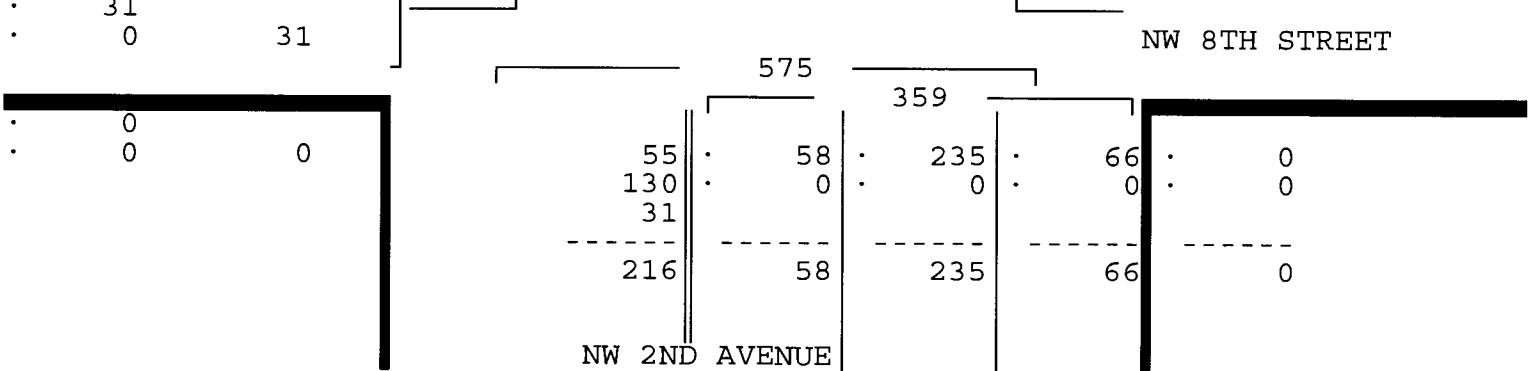
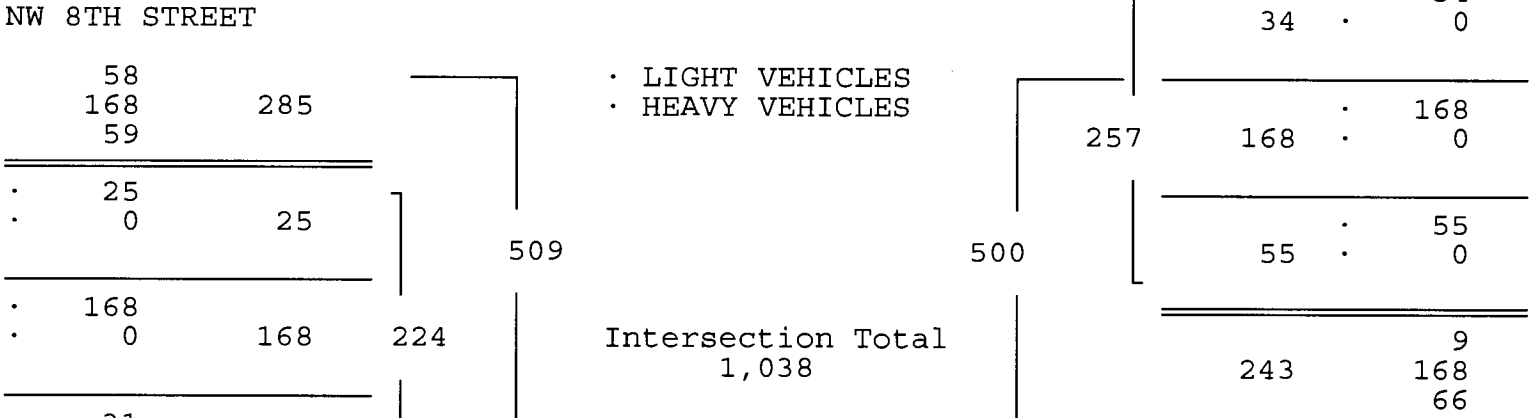
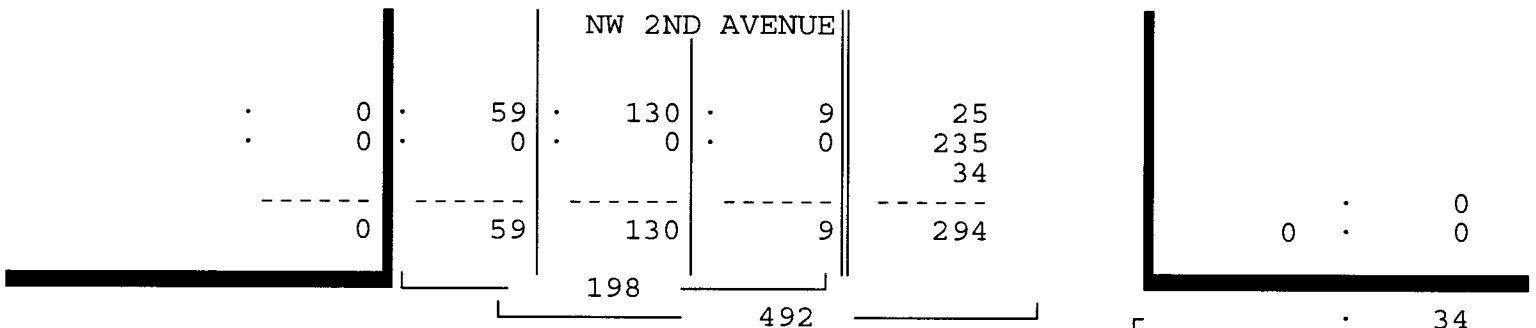
LIGHT VEHICLES, HEAVY VEHICLES

NW 2ND AVENUE From North				NW 8TH STREET From East				NW 2ND AVENUE From South				NW 8TH STREET From West				Total
UTurn	Left	Thru	Right	UTurn	Left	Thru	Right	UTurn	Left	Thru	Right	UTurn	Left	Thru	Right	

Date 02/11/09

Peak Hour Analysis By Entire Intersection for the Period: 16:00 to 18:00 on 02/11/09

Peak start 16:30				16:30				16:30				16:30				
Volume	0	9	130	59	0	55	168	34	0	58	235	66	0	25	168	31
Percent	0%	5%	66%	30%	0%	21%	65%	13%	0%	16%	65%	18%	0%	11%	75%	14%
Pk total	198			257			359			224			224			
Highest	17:00			17:00			17:00			16:45			16:45			
Volume	0	3	36	19	0	21	56	10	0	16	64	17	0	5	49	8
Hi total	58			87			97			62			62			
PHF	.85			.74			.93			.90			.90			



NW 8TH STREET & NW 2ND AVENUE
 MIAMI, FLORIDA
 COUNTED BY: ISIDRO GONZALEZ
 SIGNALIZED

TRAFFIC SURVEY SPECIALISTS, INC.
 624 GARDENIA TERRACE
 DELRAY BEACH, FLORIDA 33444
 (561) 272-3255 FAX (561) 272-4381

Site Code : 00090010
 Start Date: 02/11/09
 File I.D. : 8STR_2AV
 Page : 1

HEAVY VEHICLES

Date	NW 2ND AVENUE From North				NW 8TH STREET From East				NW 2ND AVENUE From South				NW 8TH STREET From West				Total
	UTurn	Left	Thru	Right	UTurn	Left	Thru	Right	UTurn	Left	Thru	Right	UTurn	Left	Thru	Right	
----- * BREAK * -----																	
08:00	0	0	0	0	0	0	0	0	0	0	0	0	0	0	0	0	0
08:15	0	0	0	0	0	0	0	0	0	0	0	0	0	0	0	0	0
08:30	0	0	0	0	0	0	0	0	0	0	0	0	0	0	0	0	0
08:45	0	0	0	0	0	0	0	0	0	0	0	0	0	0	2	0	2
Hr Total	0	0	0	0	0	0	0	0	0	0	0	0	0	0	2	0	2
----- * BREAK * -----																	
16:00	0	0	0	0	0	0	0	0	0	0	0	0	0	0	1	0	1
16:15	0	0	0	0	0	0	0	0	0	0	0	0	0	0	2	1	3
16:30	0	0	0	0	0	0	0	0	0	0	0	0	0	0	0	0	0
16:45	0	0	0	0	0	0	0	0	0	0	0	0	0	0	0	0	0
Hr Total	0	0	0	0	0	0	0	0	0	0	0	0	0	0	3	1	4
----- * BREAK * -----																	
TOTAL	0	0	0	0	0	0	0	0	0	0	0	0	0	0	5	1	6

NW 8TH STREET & NW 2ND AVENUE
 MIAMI, FLORIDA
 COUNTED BY: ISIDRO GONZALEZ
 SIGNALIZED

TRAFFIC SURVEY SPECIALISTS, INC.
 624 GARDENIA TERRACE
 DELRAY BEACH, FLORIDA 33444
 (561) 272-3255 FAX (561) 272-4381

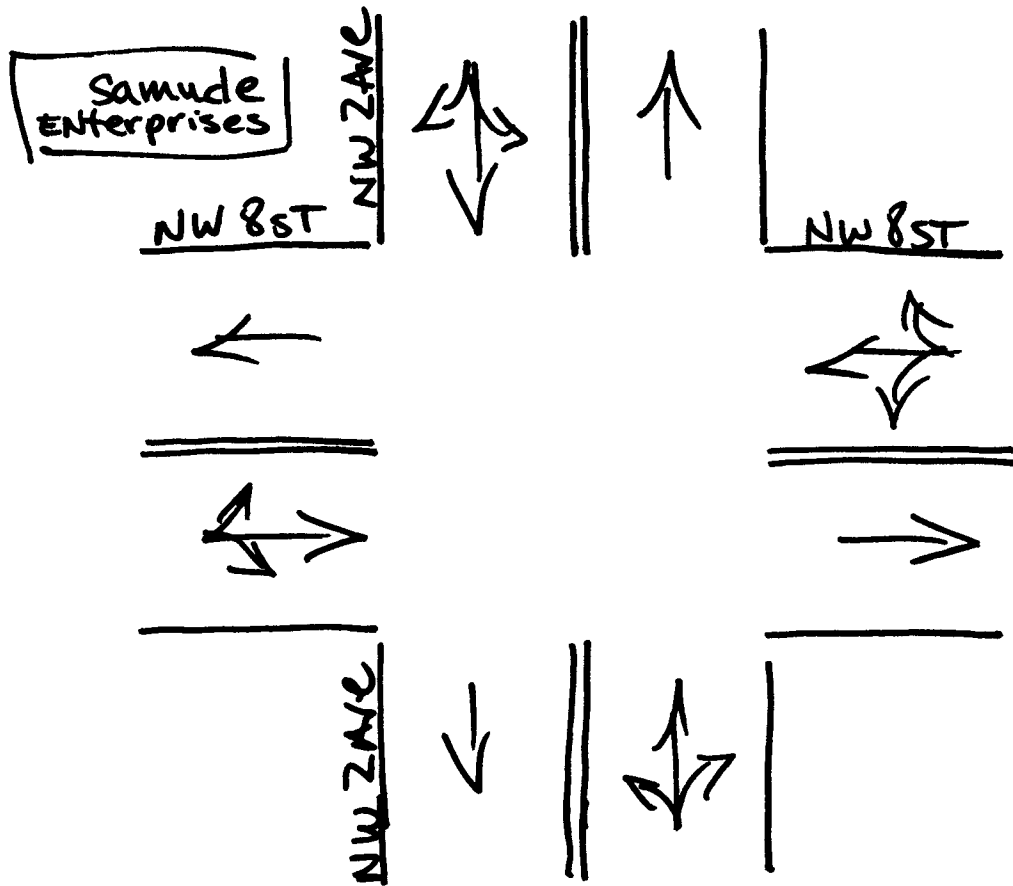
Site Code : 00090010
 Start Date: 02/11/09
 File I.D. : 8STR_2AV
 Page : 1

PEDESTRIANS

Date	NW 2ND AVENUE From North				NW 8TH STREET From East				NW 2ND AVENUE From South				NW 8TH STREET From West				Total
	Left	Thru	RIGHT	PEDS	Left	Thru	RIGHT	PEDS	Left	Thru	RIGHT	PEDS	Left	Thru	RIGHT	PEDS	
02/11/09	-----																
07:00	0	0	0	9	0	0	0	8	0	0	0	2	0	0	0	5	24
07:15	0	0	0	4	0	0	0	1	0	0	0	1	0	0	0	0	6
07:30	0	0	0	4	0	0	0	1	0	0	0	2	0	0	0	1	8
07:45	0	0	0	1	0	0	0	3	0	0	0	0	0	0	0	0	4
Hr Total	0	0	0	18	0	0	0	13	0	0	0	5	0	0	0	6	42
08:00	0	0	0	7	0	0	0	6	0	0	0	0	0	0	0	2	15
08:15	0	0	0	1	0	0	0	5	0	0	0	0	0	0	0	1	7
08:30	0	0	0	5	0	0	0	3	0	0	0	5	0	0	0	2	15
08:45	0	0	0	0	0	0	0	4	0	0	0	0	0	0	0	0	4
Hr Total	0	0	0	13	0	0	0	18	0	0	0	5	0	0	0	5	41
----- * BREAK * -----																	
16:00	0	0	0	1	0	0	0	4	0	0	0	3	0	0	0	5	13
16:15	0	0	0	3	0	0	0	5	0	0	0	3	0	0	0	2	13
16:30	0	0	0	6	0	0	0	1	0	0	0	3	0	0	0	2	12
16:45	0	0	0	9	0	0	0	1	0	0	0	1	0	0	0	1	12
Hr Total	0	0	0	19	0	0	0	11	0	0	0	10	0	0	0	10	50
17:00	0	0	0	3	0	0	0	0	0	0	0	0	0	0	0	0	3
17:15	0	0	0	3	0	0	0	1	0	0	0	3	0	0	0	3	10
17:30	0	0	0	3	0	0	0	2	0	0	0	1	0	0	0	1	7
17:45	0	0	0	0	0	0	0	0	0	0	0	1	0	0	0	1	2
Hr Total	0	0	0	9	0	0	0	3	0	0	0	5	0	0	0	5	22

TOTAL	0	0	0	59	0	0	0	45	0	0	0	25	0	0	0	26	155

↑
North



Miami, Florida

February 11, 2009

drawn by: Luis Palomino

Signalized

NW 6TH STREET & NW 2ND AVENUE
 MIAMI, FLORIDA
 COUNTED BY: CARLOS WILTZ
 SIGNALIZED

TRAFFIC SURVEY SPECIALISTS, INC.
 624 GARDENIA TERRACE
 DELRAY BEACH, FLORIDA 33444
 (561) 272-3255 FAX (561) 272-4381

Site Code : 00090010
 Start Date: 02/11/09
 File I.D. : 6STR2AVE
 Page : 1

LIGHT VEHICLES, HEAVY VEHICLES

Date	NW 2ND AVENUE From North				NW 6TH STREET From East				NW 2ND AVENUE From South				NW 6TH STREET From West				Total
	UTurn	Left	Thru	Right	UTurn	Left	Thru	Right	UTurn	Left	Thru	Right	UTurn	Left	Thru	Right	
02/11/09	-----																
07:00	0	0	27	7	0	7	13	2	0	9	25	0	0	0	0	0	90
07:15	0	0	28	13	0	9	18	7	0	14	29	0	0	0	0	0	118
07:30	0	0	49	10	0	11	27	2	0	11	45	0	0	0	0	0	155
07:45	0	0	78	15	0	16	19	3	0	12	48	0	0	0	0	0	191
Hr Total	0	0	182	45	0	43	77	14	0	46	147	0	0	0	0	0	554
08:00	0	0	98	10	0	17	26	10	0	17	45	0	0	0	0	0	223
08:15	0	0	77	12	0	21	32	10	0	13	41	0	0	0	0	0	206
08:30	0	0	60	15	0	18	29	11	0	16	30	0	0	0	0	0	179
08:45	0	0	65	15	0	23	42	1	0	16	47	0	0	0	0	0	209
Hr Total	0	0	300	52	0	79	129	32	0	62	163	0	0	0	0	0	817
----- * BREAK * -----																	
16:00	0	0	62	16	0	7	102	16	0	27	55	0	0	0	0	0	285
16:15	0	0	43	12	0	9	79	11	0	26	58	0	0	0	0	0	238
16:30	0	0	40	20	0	10	122	12	0	52	64	0	0	0	0	0	320
16:45	0	0	39	13	0	10	96	17	0	33	65	0	0	0	0	0	273
Hr Total	0	0	184	61	0	36	399	56	0	138	242	0	0	0	0	0	1116
17:00	0	0	43	26	0	10	149	17	0	41	75	0	0	0	0	0	361
17:15	0	0	36	9	0	11	101	9	0	22	70	0	0	0	0	0	258
17:30	0	0	42	15	0	15	81	7	0	21	72	0	0	0	0	0	253
17:45	0	0	36	9	0	11	88	13	0	15	58	0	0	0	0	0	230
Hr Total	0	0	157	59	0	47	419	46	0	99	275	0	0	0	0	0	1102

TOTAL	0	0	823	217	0	205	1024	148	0	345	827	0	0	0	0	0	3589

NW 6TH STREET & NW 2ND AVENUE
 MIAMI, FLORIDA
 COUNTED BY: CARLOS WILTZ
 SIGNALIZED

TRAFFIC SURVEY SPECIALISTS, INC.
 624 GARDENIA TERRACE
 DELRAY BEACH, FLORIDA 33444
 (561) 272-3255 FAX (561) 272-4381

Site Code : 00090010
 Start Date: 02/11/09
 File I.D. : 6STR2AVE
 Page : 2

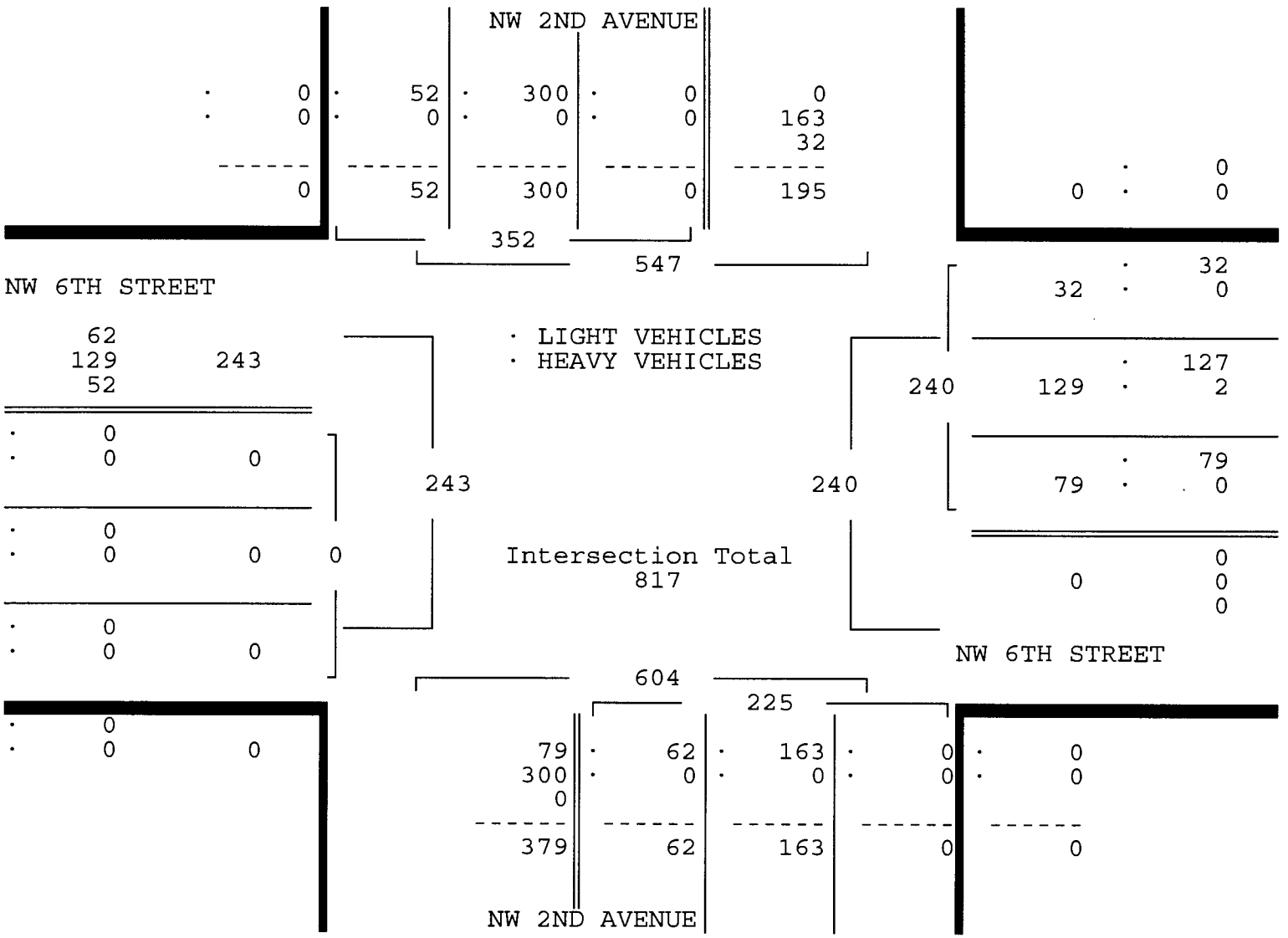
LIGHT VEHICLES, HEAVY VEHICLES

NW 2ND AVENUE From North				NW 6TH STREET From East				NW 2ND AVENUE From South				NW 6TH STREET From West				Total
UTurn	Left	Thru	Right	UTurn	Left	Thru	Right	UTurn	Left	Thru	Right	UTurn	Left	Thru	Right	

Date 02/11/09

Peak Hour Analysis By Entire Intersection for the Period: 07:00 to 09:00 on 02/11/09

Peak start	08:00				08:00				08:00				08:00			
Volume	0	0	300	52	0	79	129	32	0	62	163	0	0	0	0	
Percent	0%	0%	85%	15%	0%	33%	54%	13%	0%	28%	72%	0%	0%	0%	0%	
Pk total	352				240				225				0			
Highest	08:00				08:45				08:45				07:00			
Volume	0	0	98	10	0	23	42	1	0	16	47	0	0	0	0	
Hi total	108				66				63				0			
PHF	.81				.91				.89				.0			



NW 6TH STREET & NW 2ND AVENUE
 MIAMI, FLORIDA
 COUNTED BY: CARLOS WILTZ
 SIGNALIZED

TRAFFIC SURVEY SPECIALISTS, INC.
 624 GARDENIA TERRACE
 DELRAY BEACH, FLORIDA 33444
 (561) 272-3255 FAX (561) 272-4381

Site Code : 00090010
 Start Date: 02/11/09
 File I.D. : 6STR2AVE
 Page : 3

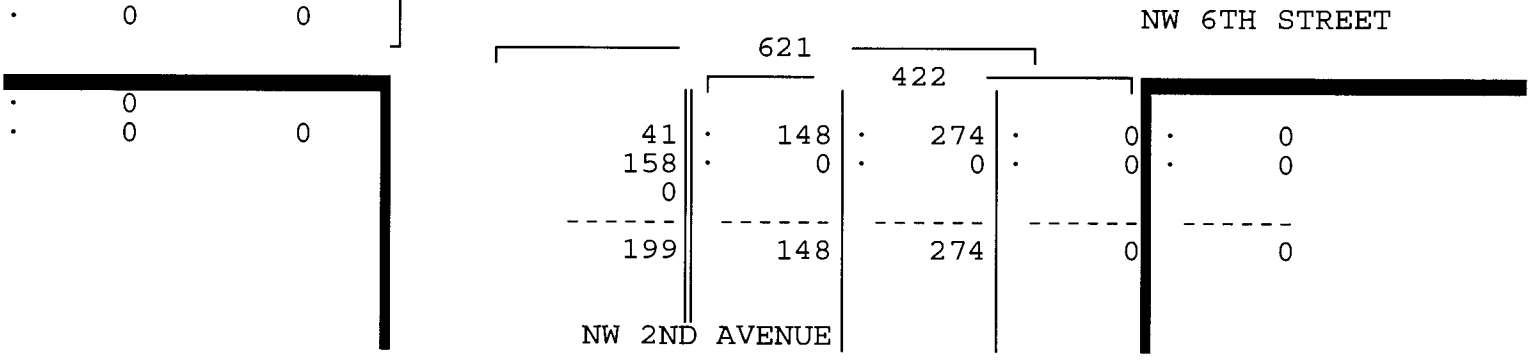
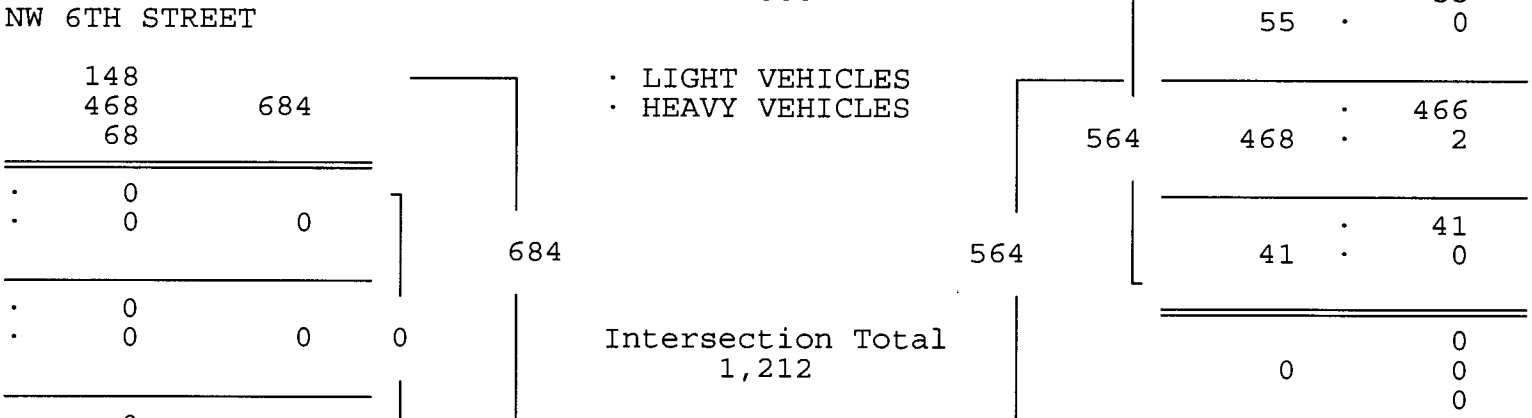
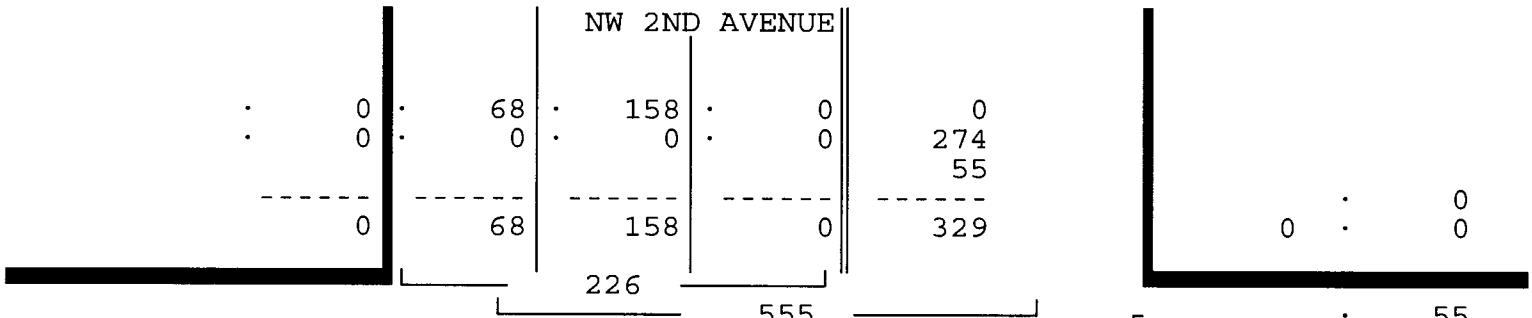
LIGHT VEHICLES, HEAVY VEHICLES

NW 2ND AVENUE From North				NW 6TH STREET From East				NW 2ND AVENUE From South				NW 6TH STREET From West				Total
UTurn	Left	Thru	Right	UTurn	Left	Thru	Right	UTurn	Left	Thru	Right	UTurn	Left	Thru	Right	

Date 02/11/09

Peak Hour Analysis By Entire Intersection for the Period: 16:00 to 18:00 on 02/11/09

Peak start 16:30				16:30				16:30				16:30			
Volume	0	0	158	68	0	41	468	55	0	148	274	0	0	0	0
Percent	0%	0%	70%	30%	0%	7%	83%	10%	0%	35%	65%	0%	0%	0%	0%
Pk total	226			564			422			0			0		
Highest	17:00			17:00			16:30			07:00					
Volume	0	0	43	26	0	10	149	17	0	52	64	0	0	0	0
Hi total	69			176			116			0			0		
PHF	.82			.80			.91			.0					



NW 6TH STREET & NW 2ND AVENUE
 MIAMI, FLORIDA
 COUNTED BY: CARLOS WILTZ
 SIGNALIZED

TRAFFIC SURVEY SPECIALISTS, INC.
 624 GARDENIA TERRACE
 DELRAY BEACH, FLORIDA 33444
 (561) 272-3255 FAX (561) 272-4381

Site Code : 00090010
 Start Date: 02/11/09
 File I.D. : 6STR2AVE
 Page : 1

HEAVY VEHICLES

Date	NW 2ND AVENUE From North				NW 6TH STREET From East				NW 2ND AVENUE From South				NW 6TH STREET From West				Total
	UTurn	Left	Thru	Right	UTurn	Left	Thru	Right	UTurn	Left	Thru	Right	UTurn	Left	Thru	Right	
02/11/09	-----																
07:00	0	0	0	0	0	0	0	0	0	0	0	0	0	0	0	0	0
07:15	0	0	0	1	0	0	1	0	0	0	0	0	0	0	0	0	2
07:30	0	0	0	0	0	0	0	0	0	0	0	0	0	0	0	0	0
07:45	0	0	0	1	0	0	0	0	0	0	0	0	0	0	0	0	1
Hr Total	0	0	0	2	0	0	1	0	0	0	0	0	0	0	0	0	3
08:00	0	0	0	0	0	0	1	0	0	0	0	0	0	0	0	0	1
08:15	0	0	0	0	0	0	0	0	0	0	0	0	0	0	0	0	0
08:30	0	0	0	0	0	0	1	0	0	0	0	0	0	0	0	0	1
08:45	0	0	0	0	0	0	0	0	0	0	0	0	0	0	0	0	0
Hr Total	0	0	0	0	0	0	2	0	0	0	0	0	0	0	0	0	2
----- * BREAK * -----																	
16:00	0	0	0	0	0	0	0	0	0	0	0	0	0	0	0	0	0
16:15	0	0	0	1	0	0	3	0	0	0	0	0	0	0	0	0	4
16:30	0	0	0	0	0	0	1	0	0	0	0	0	0	0	0	0	1
16:45	0	0	0	0	0	0	1	0	0	0	0	0	0	0	0	0	1
Hr Total	0	0	0	1	0	0	5	0	0	0	0	0	0	0	0	0	6
----- * BREAK * -----																	
TOTAL	0	0	0	3	0	0	8	0	0	0	0	0	0	0	0	0	11

NW 6TH STREET & NW 2ND AVENUE
 MIAMI, FLORIDA
 COUNTED BY: CARLOS WILTZ
 SIGNALIZED

TRAFFIC SURVEY SPECIALISTS, INC.
 624 GARDENIA TERRACE
 DELRAY BEACH, FLORIDA 33444
 (561) 272-3255 FAX (561) 272-4381

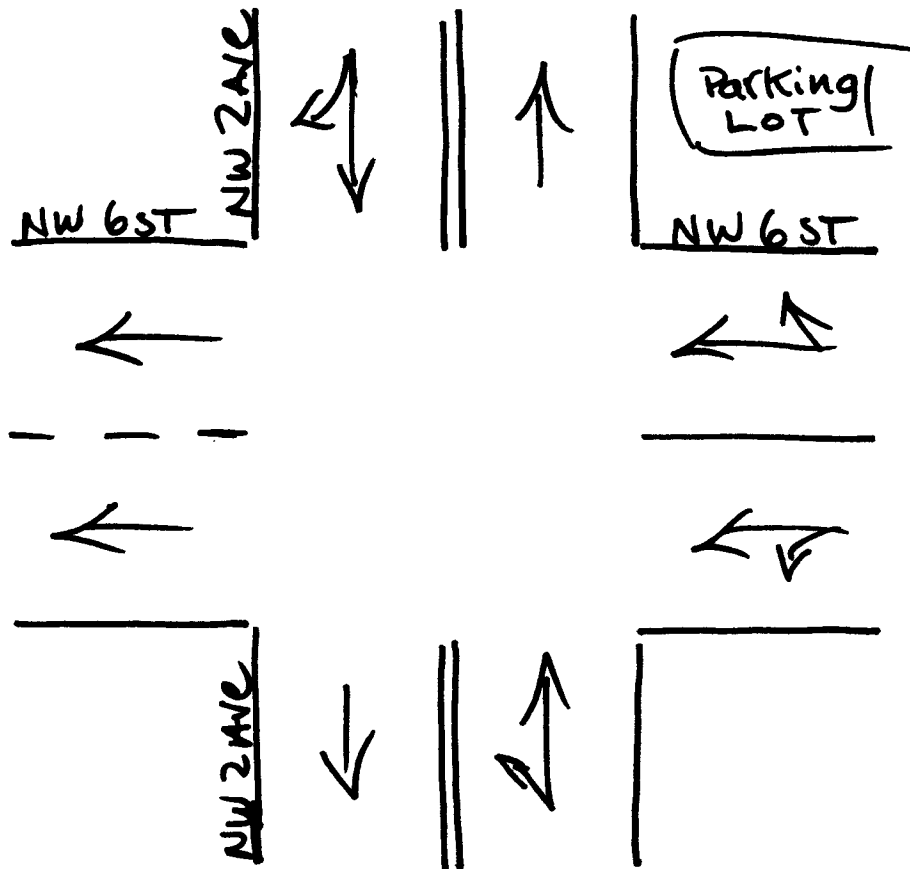
Site Code : 00090010
 Start Date: 02/11/09
 File I.D. : 6STR2AVE
 Page : 1

PEDESTRIANS

Date	NW 2ND AVENUE From North				NW 6TH STREET From East				NW 2ND AVENUE From South				NW 6TH STREET From West				Total
	Left	Thru	RIGHT	PEDS	Left	Thru	RIGHT	PEDS	Left	Thru	RIGHT	PEDS	Left	Thru	RIGHT	PEDS	
02/11/09	-----																
07:00	0	0	0	1	0	0	0	6	0	0	0	0	0	0	0	3	10
07:15	0	0	0	2	0	0	0	1	0	0	0	0	0	0	0	1	4
07:30	0	0	0	1	0	0	0	5	0	0	0	2	0	0	0	0	8
07:45	0	0	0	3	0	0	0	1	0	0	0	2	0	0	0	4	10
Hr Total	0	0	0	7	0	0	0	13	0	0	0	4	0	0	0	8	32
08:00	0	0	0	0	0	0	0	4	0	0	0	0	0	0	0	12	16
08:15	0	0	0	1	0	0	0	9	0	0	0	2	0	0	0	2	14
08:30	0	0	0	2	0	0	0	5	0	0	0	1	0	0	0	1	9
08:45	0	0	0	1	0	0	0	3	0	0	0	0	0	0	0	1	5
Hr Total	0	0	0	4	0	0	0	21	0	0	0	3	0	0	0	16	44
----- * BREAK * -----																	
16:00	0	0	0	1	0	0	0	5	0	0	0	0	0	0	0	5	11
16:15	0	0	0	4	0	0	0	7	0	0	0	1	0	0	0	4	16
16:30	0	0	0	1	0	0	0	9	0	0	0	7	0	0	0	4	21
16:45	0	0	0	5	0	0	0	4	0	0	0	0	0	0	0	5	14
Hr Total	0	0	0	11	0	0	0	25	0	0	0	8	0	0	0	18	62
17:00	0	0	0	1	0	0	0	2	0	0	0	0	0	0	0	1	4
17:15	0	0	0	1	0	0	0	2	0	0	0	4	0	0	0	2	9
17:30	0	0	0	3	0	0	0	1	0	0	0	0	0	0	0	7	11
17:45	0	0	0	0	0	0	0	0	0	0	0	0	0	0	0	1	1
Hr Total	0	0	0	5	0	0	0	5	0	0	0	4	0	0	0	11	25

TOTAL	0	0	0	27	0	0	0	64	0	0	0	19	0	0	0	53	163

↑
North



miami, Florida
February 11, 2009
drawn by: Luis Palomino
signalized

NW 5TH STREET & NW 2ND AVENUE
 MIAMI, FLORIDA
 COUNTED BY: LEONA PASS
 SIGNALIZED

TRAFFIC SURVEY SPECIALISTS, INC.
 624 GARDENIA TERRACE
 DELRAY BEACH, FLORIDA 33444
 (561) 272-3255 FAX (561) 272-4381

Site Code : 00090010
 Start Date: 02/19/09
 File I.D. : 5ST_2AVE
 Page : 1

LIGHT VEHICLES, HEAVY VEHICLES

Date	NW 2ND AVENUE From North				NW 5TH STREET From East				NW 2ND AVENUE From South				NW 5TH STREET From West				Total
	UTurn	Left	Thru	Right	UTurn	Left	Thru	Right	UTurn	Left	Thru	Right	UTurn	Left	Thru	Right	
02/19/09	-----																
07:00	0	2	29	0	0	0	0	0	0	0	51	25	0	6	111	33	257
07:15	0	8	40	0	0	0	0	0	0	0	24	28	0	3	119	21	243
07:30	0	19	57	0	0	0	0	0	0	0	41	35	0	4	177	43	376
07:45	0	13	82	0	0	0	0	0	0	0	53	50	0	2	253	57	510
Hr Total	0	42	208	0	0	0	0	0	0	0	169	138	0	15	660	154	1386
08:00	0	10	113	0	0	0	0	0	0	0	54	45	0	7	220	57	506
08:15	0	18	90	0	0	0	0	0	0	0	56	56	1	6	208	66	501
08:30	0	10	78	0	0	0	0	0	0	0	57	34	0	5	189	44	417
08:45	0	10	71	0	0	0	0	0	0	0	58	44	0	7	205	47	442
Hr Total	0	48	352	0	0	0	0	0	0	0	225	179	1	25	822	214	1866
----- * BREAK * -----																	
16:00	0	6	40	0	0	0	0	0	0	0	65	21	0	8	60	9	209
16:15	0	6	39	0	0	0	0	0	0	0	85	15	0	4	42	11	202
16:30	0	3	45	0	0	0	0	0	0	0	108	19	0	8	58	16	257
16:45	0	6	43	0	0	0	0	0	0	0	86	26	0	4	54	16	235
Hr Total	0	21	167	0	0	0	0	0	0	0	344	81	0	24	214	52	903
17:00	0	6	41	0	0	0	0	0	0	0	111	42	0	4	89	17	310
17:15	0	9	49	0	0	0	0	0	0	0	94	44	0	5	79	13	293
17:30	0	5	32	0	0	0	0	0	0	0	69	34	0	3	72	21	236
17:45	0	4	38	0	0	0	0	0	0	0	75	26	0	4	74	12	233
Hr Total	0	24	160	0	0	0	0	0	0	0	349	146	0	16	314	63	1072

TOTAL	0	135	887	0	0	0	0	0	0	0	1087	544	1	80	2010	483	5227

NW 5TH STREET & NW 2ND AVENUE
 MIAMI, FLORIDA
 COUNTED BY: LEONA PASS
 SIGNALIZED

TRAFFIC SURVEY SPECIALISTS, INC.
 624 GARDENIA TERRACE
 DELRAY BEACH, FLORIDA 33444
 (561) 272-3255 FAX (561) 272-4381

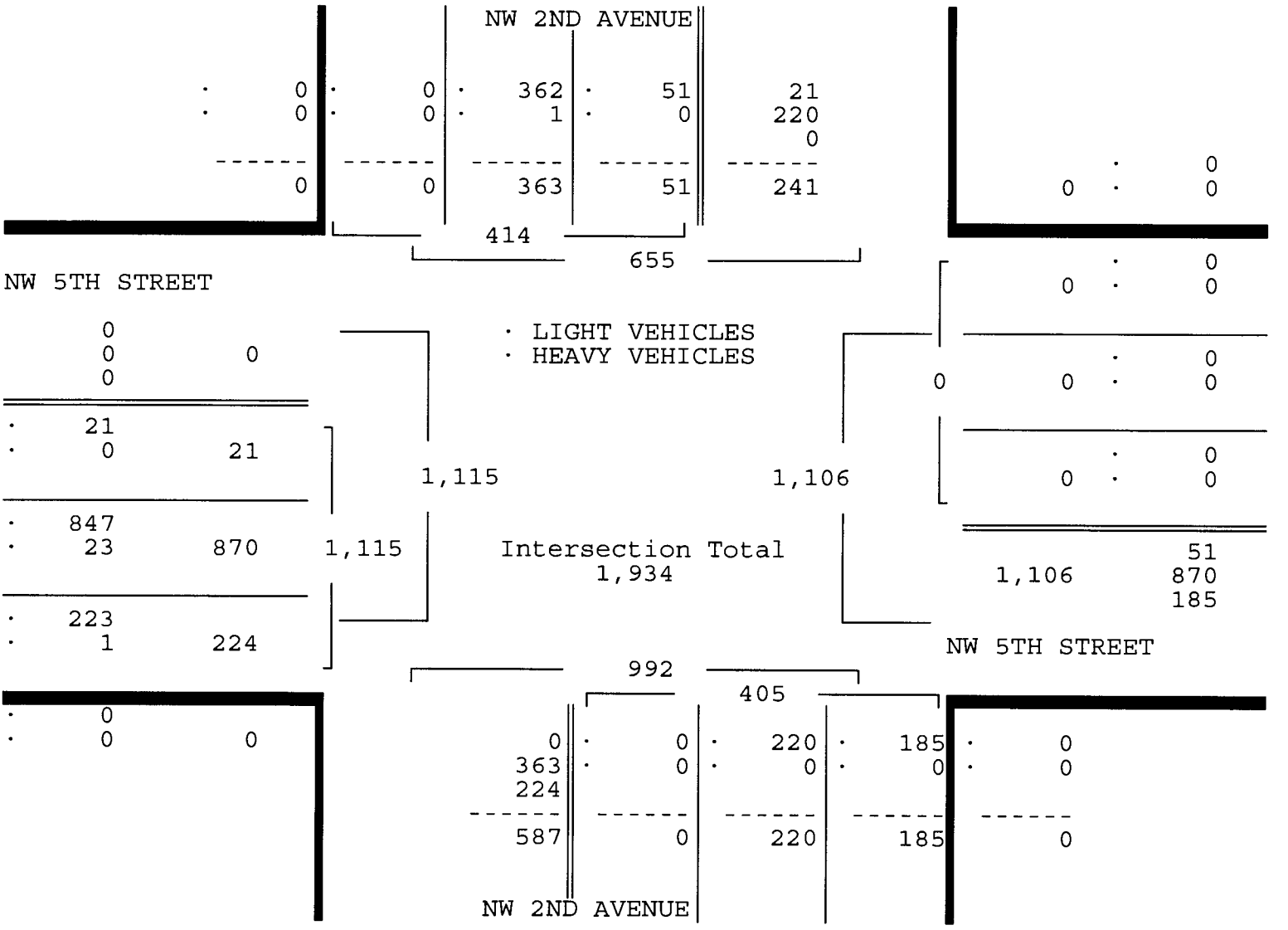
Site Code : 00090010
 Start Date: 02/19/09
 File I.D. : 5ST_2AVE
 Page : 2

LIGHT VEHICLES, HEAVY VEHICLES

NW 2ND AVENUE From North				NW 5TH STREET From East				NW 2ND AVENUE From South				NW 5TH STREET From West				Total
UTurn	Left	Thru	Right	UTurn	Left	Thru	Right	UTurn	Left	Thru	Right	UTurn	Left	Thru	Right	

Date 02/19/09
 Peak Hour Analysis By Entire Intersection for the Period: 07:00 to 09:00 on 02/19/09

Peak start 07:45				07:45				07:45							
Volume	0	51	363	0	0	0	0	0	0	220	185	1	20	870	224
Percent	0%	12%	88%	0%	0%	0%	0%	0%	0%	54%	46%	0%	2%	78%	20%
Pk total	414			0				405				1115			
Highest	08:00			07:00				08:15				07:45			
Volume	0	10	113	0	0	0	0	0	0	56	56	0	2	253	57
Hi total	123			0				112				312			
PHF	.84			.0				.90				.89			



NW 5TH STREET & NW 2ND AVENUE
 MIAMI, FLORIDA
 COUNTED BY: LEONA PASS
 SIGNALIZED

TRAFFIC SURVEY SPECIALISTS, INC.
 624 GARDENIA TERRACE
 DELRAY BEACH, FLORIDA 33444
 (561) 272-3255 FAX (561) 272-4381

Site Code : 00090010
 Start Date: 02/19/09
 File I.D. : 5ST_2AVE
 Page : 3

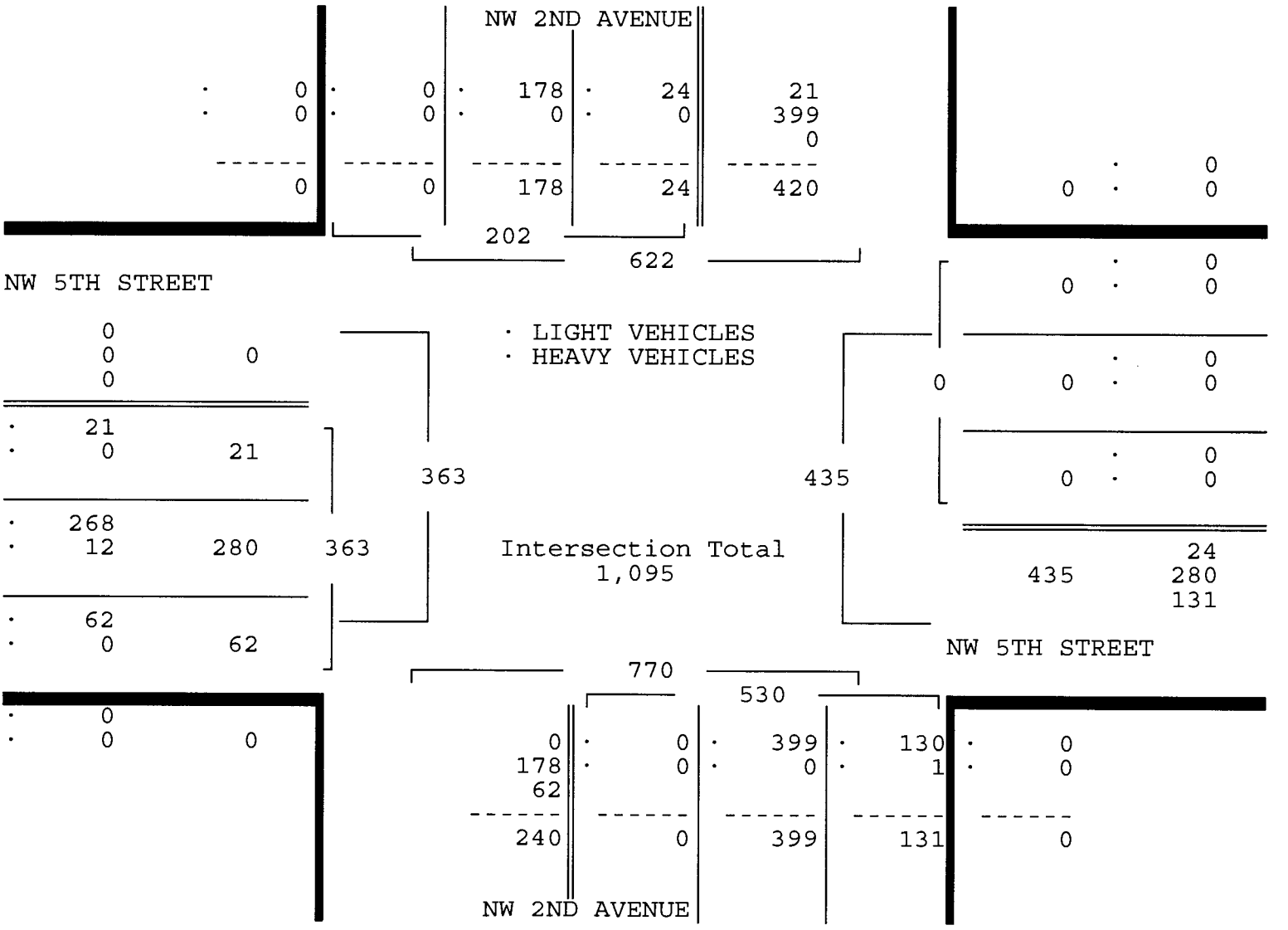
LIGHT VEHICLES, HEAVY VEHICLES

NW 2ND AVENUE From North				NW 5TH STREET From East				NW 2ND AVENUE From South				NW 5TH STREET From West				Total
UTurn	Left	Thru	Right	UTurn	Left	Thru	Right	UTurn	Left	Thru	Right	UTurn	Left	Thru	Right	

Date 02/19/09

Peak Hour Analysis By Entire Intersection for the Period: 16:00 to 18:00 on 02/19/09

Peak start 16:30				16:30				16:30				16:30			
Volume	0	24	178	0	0	0	0	0	0	399	131	0	21	280	62
Percent	0%	12%	88%	0%	0%	0%	0%	0%	0%	75%	25%	0%	6%	77%	17%
Pk total	202			0				530				363			
Highest	17:15			07:00				17:00				17:00			
Volume	0	9	49	0	0	0	0	0	0	111	42	0	4	89	17
Hi total	58			0				153				110			
PHF	.87			.0				.87				.82			



NW 5TH STREET & NW 2ND AVENUE
 MIAMI, FLORIDA
 COUNTED BY: LEONA PASS
 SIGNALIZED

TRAFFIC SURVEY SPECIALISTS, INC.
 624 GARDENIA TERRACE
 DELRAY BEACH, FLORIDA 33444
 (561) 272-3255 FAX (561) 272-4381

Site Code : 00090010
 Start Date: 02/19/09
 File I.D. : 5ST_2AVE
 Page : 1

HEAVY VEHICLES

Date	NW 2ND AVENUE From North				NW 5TH STREET From East				NW 2ND AVENUE From South				NW 5TH STREET From West				Total
	UTurn	Left	Thru	Right	UTurn	Left	Thru	Right	UTurn	Left	Thru	Right	UTurn	Left	Thru	Right	
02/19/09	-----																
07:00	0	0	0	0	0	0	0	0	0	0	1	0	0	0	4	0	5
07:15	0	0	0	0	0	0	0	0	0	0	0	0	0	0	5	0	5
07:30	0	0	0	0	0	0	0	0	0	0	0	0	0	0	7	0	7
07:45	0	0	0	0	0	0	0	0	0	0	0	0	0	0	9	1	10
Hr Total	0	0	0	0	0	0	0	0	0	0	1	0	0	0	25	1	27
08:00	0	0	0	0	0	0	0	0	0	0	0	0	0	0	4	0	4
08:15	0	0	1	0	0	0	0	0	0	0	0	0	0	0	5	0	6
08:30	0	0	0	0	0	0	0	0	0	0	0	0	0	0	5	0	5
08:45	0	0	0	0	0	0	0	0	0	0	0	0	0	0	6	0	6
Hr Total	0	0	1	0	0	0	0	0	0	0	0	0	0	0	20	0	21
----- * BREAK * -----																	
16:00	0	0	0	0	0	0	0	0	0	0	0	0	0	0	7	1	8
16:15	0	0	0	0	0	0	0	0	0	0	0	0	0	0	3	0	3
16:30	0	0	0	0	0	0	0	0	0	0	0	0	0	0	3	0	3
16:45	0	0	0	0	0	0	0	0	0	0	0	1	0	0	1	0	2
Hr Total	0	0	0	0	0	0	0	0	0	0	0	1	0	0	14	1	16
17:00	0	0	0	0	0	0	0	0	0	0	0	0	0	0	3	0	3
17:15	0	0	0	0	0	0	0	0	0	0	0	0	0	0	5	0	5
17:30	0	0	0	0	0	0	0	0	0	0	0	0	0	0	1	0	1
17:45	0	0	0	0	0	0	0	0	0	0	0	0	0	0	7	0	7
Hr Total	0	0	0	0	0	0	0	0	0	0	0	0	0	0	16	0	16

TOTAL	0	0	1	0	0	0	0	0	0	0	1	1	0	0	75	2	80

NW 5TH STREET & NW 2ND AVENUE
 MIAMI, FLORIDA
 COUNTED BY: LEONA PASS
 SIGNALIZED

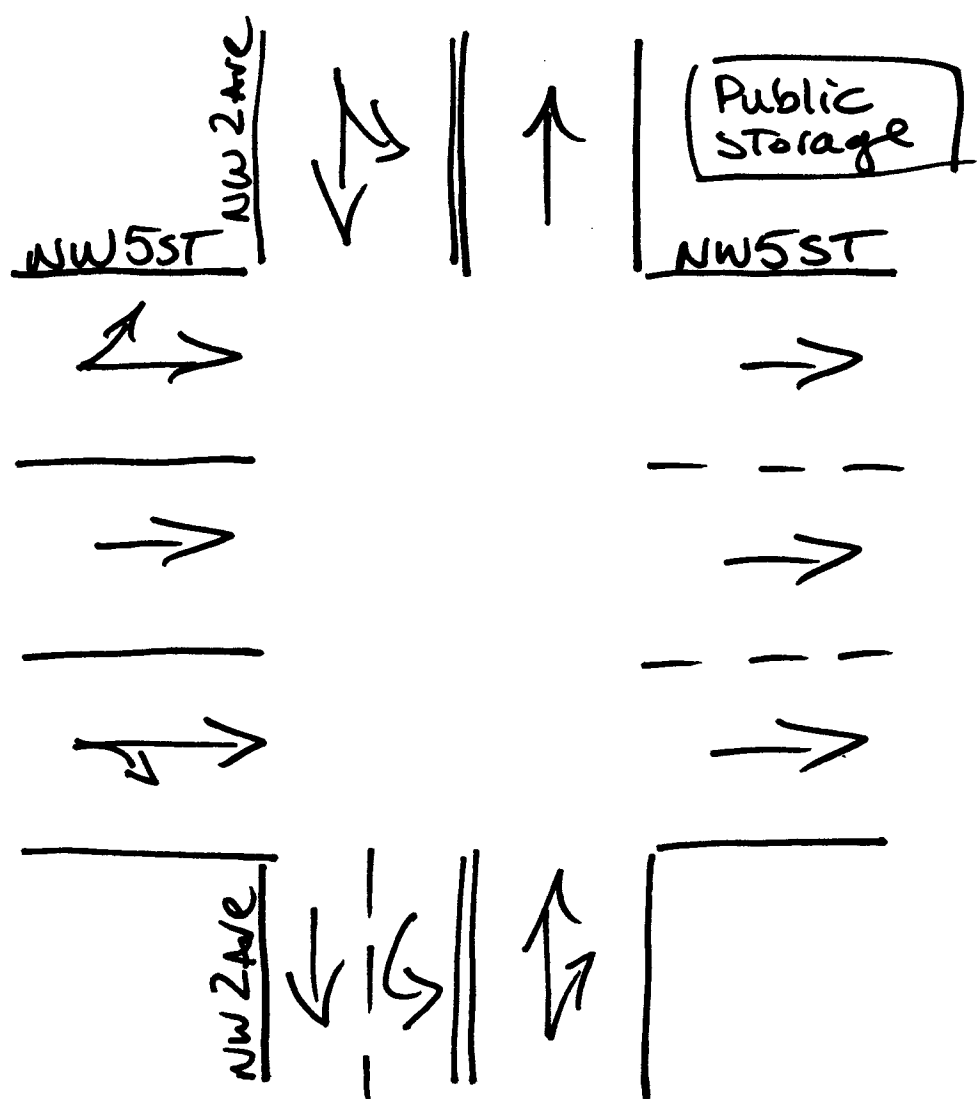
TRAFFIC SURVEY SPECIALISTS, INC.
 624 GARDENIA TERRACE
 DELRAY BEACH, FLORIDA 33444
 (561) 272-3255 FAX (561) 272-4381

Site Code : 00090010
 Start Date: 02/19/09
 File I.D. : 5ST_2AVE
 Page : 1

PEDESTRIANS

Date 02/19/09	NW 2ND AVENUE From North				NW 5TH STREET From East				NW 2ND AVENUE From South				NW 5TH STREET From West				Total
	Left	Thru	RIGHT	PEDS	Left	Thru	RIGHT	PEDS	Left	Thru	RIGHT	PEDS	Left	Thru	RIGHT	PEDS	
07:00	0	0	0	0	0	0	0	5	0	0	0	2	0	0	0	1	8
07:15	0	0	0	1	0	0	0	4	0	0	0	4	0	0	0	3	12
07:30	0	0	0	2	0	0	0	5	0	0	0	1	0	0	0	1	9
07:45	0	0	0	1	0	0	0	6	0	0	0	3	0	0	0	2	12
Hr Total	0	0	0	4	0	0	0	20	0	0	0	10	0	0	0	7	41
08:00	0	0	0	2	0	0	0	2	0	0	0	4	0	0	0	6	14
08:15	0	0	0	4	0	0	0	10	0	0	0	4	0	0	0	11	29
08:30	0	0	0	2	0	0	0	8	0	0	0	4	0	0	0	7	21
08:45	0	0	0	3	0	0	0	10	0	0	0	4	0	0	0	10	27
Hr Total	0	0	0	11	0	0	0	30	0	0	0	16	0	0	0	34	91
* BREAK *																	
16:00	0	0	0	7	0	0	0	20	0	0	0	4	0	0	0	8	39
16:15	0	0	0	4	0	0	0	5	0	0	0	8	0	0	0	4	21
16:30	0	0	0	2	0	0	0	9	0	0	0	9	0	0	0	6	26
16:45	0	0	0	3	0	0	0	6	0	0	0	4	0	0	0	2	15
Hr Total	0	0	0	16	0	0	0	40	0	0	0	25	0	0	0	20	101
17:00	0	0	0	6	0	0	0	5	0	0	0	7	0	0	0	7	25
17:15	0	0	0	3	0	0	0	7	0	0	0	3	0	0	0	3	16
17:30	0	0	0	1	0	0	0	6	0	0	0	2	0	0	0	1	10
17:45	0	0	0	1	0	0	0	4	0	0	0	7	0	0	0	2	14
Hr Total	0	0	0	11	0	0	0	22	0	0	0	19	0	0	0	13	65
TOTAL	0	0	0	42	0	0	0	112	0	0	0	70	0	0	0	74	298

↑
North



Miami, Florida
February 19, 2009
drawn by: Luis Palomino
Signalized

NW 14TH STREET & NW 3RD AVENUE
 MIAMI, FLORIDA
 COUNTED BY: CARLOS WILTZ
 SIGNALIZED

TRAFFIC SURVEY SPECIALISTS, INC.
 624 GARDENIA TERRACE
 DELRAY BEACH, FLORIDA 33444
 (561) 272-3255 FAX (561) 272-4381

Site Code : 00090010
 Start Date: 02/10/09
 File I.D. : 14ST3AV_
 Page : 1

LIGHT VEHICLES, HEAVY VEHICLES

Date 02/10/09	NW 3RD AVENUE From North				NW 14TH STREET From East				NW 3RD AVENUE From South				NW 14TH STREET From West				Total
	UTurn	Left	Thru	Right	UTurn	Left	Thru	Right	UTurn	Left	Thru	Right	UTurn	Left	Thru	Right	
07:00	0	9	22	16	0	2	26	8	0	6	16	2	0	6	23	2	138
07:15	0	11	19	24	0	2	26	10	0	5	19	5	0	16	37	11	185
07:30	0	19	37	12	0	2	31	20	0	1	21	5	0	12	32	12	204
07:45	0	33	49	8	0	4	45	11	0	7	34	6	0	9	26	7	239
Hr Total	0	72	127	60	0	10	128	49	0	19	90	18	0	43	118	32	766
08:00	0	25	39	4	0	4	33	8	0	6	33	5	0	4	19	20	200
08:15	0	27	51	9	0	6	37	12	0	5	38	2	0	3	27	15	232
08:30	0	18	52	1	0	5	35	7	0	3	42	5	0	9	26	8	211
08:45	0	16	31	5	0	3	36	13	0	5	32	9	0	6	17	10	183
Hr Total	0	86	173	19	0	18	141	40	0	19	145	21	0	22	89	53	826
----- * BREAK * -----																	
16:00	0	16	33	11	0	5	27	19	0	14	61	4	0	10	33	11	244
16:15	0	13	35	6	0	4	27	16	0	17	46	7	0	12	41	7	231
16:30	0	19	41	2	0	6	43	17	0	13	44	5	0	7	44	7	248
16:45	0	21	40	3	0	4	36	19	0	19	62	6	2	9	28	18	267
Hr Total	0	69	149	22	0	19	133	71	0	63	213	22	2	38	146	43	990
17:00	0	20	29	3	0	3	35	17	0	20	51	7	0	6	40	13	244
17:15	0	16	38	6	0	2	39	25	0	21	62	8	0	4	43	4	268
17:30	0	20	44	5	0	4	16	9	0	18	72	5	0	5	43	8	249
17:45	0	13	41	4	0	11	33	8	0	19	52	9	0	11	35	22	258
Hr Total	0	69	152	18	0	20	123	59	0	78	237	29	0	26	161	47	1019
TOTAL	0	296	601	119	0	67	525	219	0	179	685	90	2	129	514	175	3601

NW 14TH STREET & NW 3RD AVENUE
 MIAMI, FLORIDA
 COUNTED BY: CARLOS WILTZ
 SIGNALIZED

TRAFFIC SURVEY SPECIALISTS, INC.
 624 GARDENIA TERRACE
 DELRAY BEACH, FLORIDA 33444
 (561) 272-3255 FAX (561) 272-4381

Site Code : 00090010
 Start Date: 02/10/09
 File I.D. : 14ST3AV_
 Page : 2

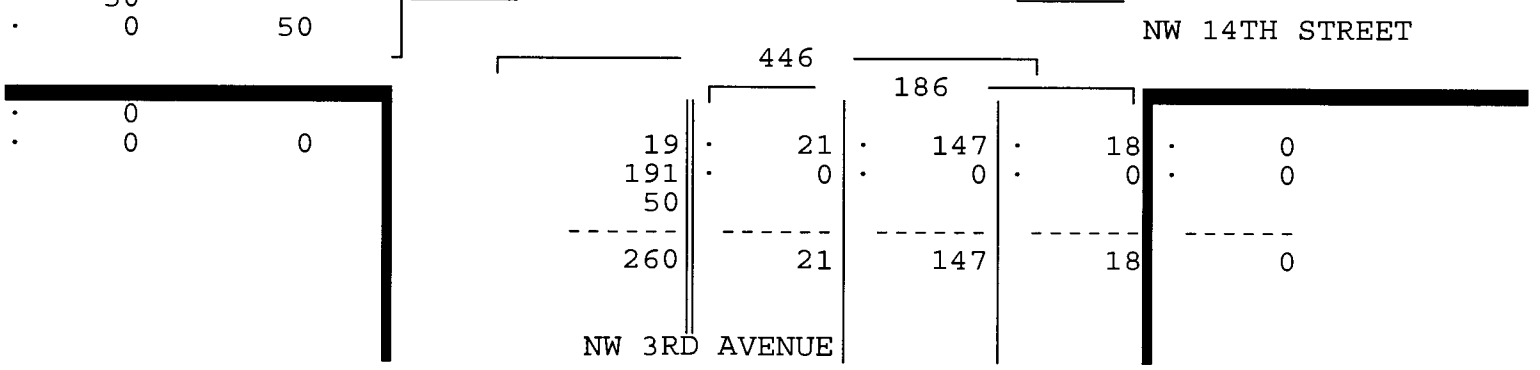
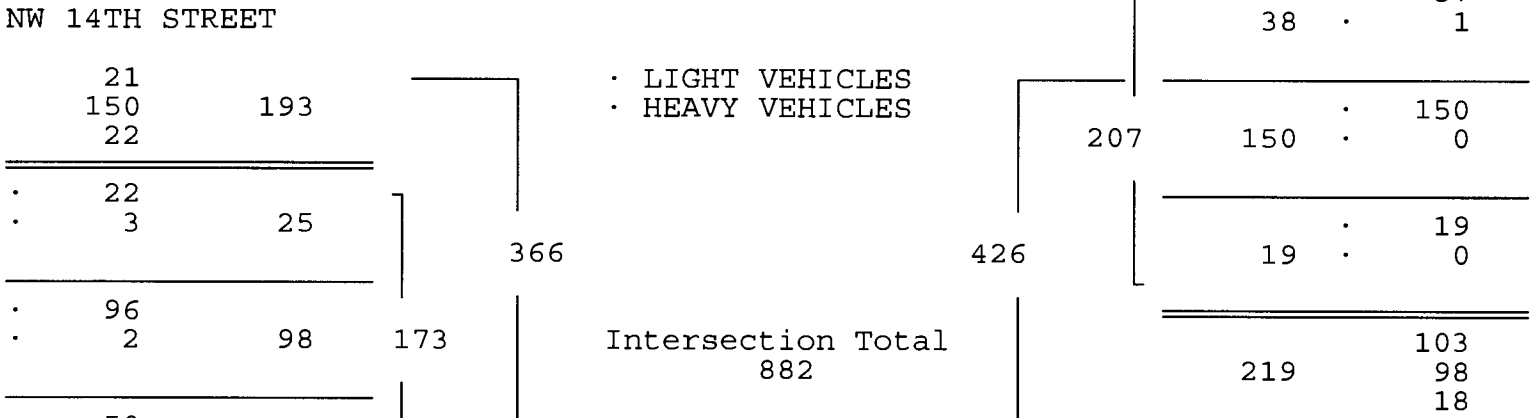
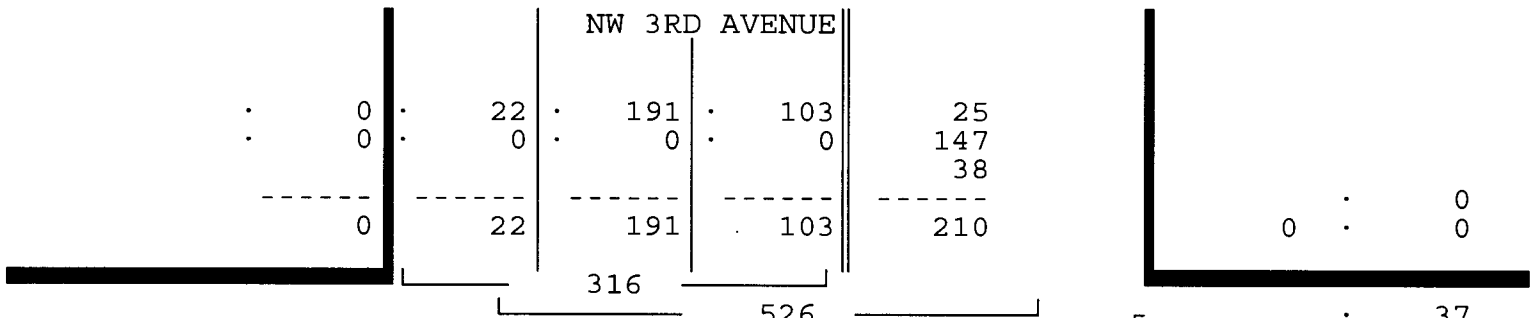
LIGHT VEHICLES, HEAVY VEHICLES

NW 3RD AVENUE From North				NW 14TH STREET From East				NW 3RD AVENUE From South				NW 14TH STREET From West				Total
U	L	T	R	U	L	T	R	U	L	T	R	U	L	T	R	

Date 02/10/09

Peak Hour Analysis By Entire Intersection for the Period: 07:00 to 09:00 on 02/10/09

Peak start 07:45				07:45				07:45				07:45				
Volume	0	103	191	22	0	19	150	38	0	21	147	18	0	25	98	50
Percent	0%	33%	60%	7%	0%	9%	72%	18%	0%	11%	79%	10%	0%	14%	57%	29%
Pk total	316			207	186			173								
Highest	07:45			07:45	08:30			08:15								
Volume	0	33	49	8	0	4	45	11	0	3	42	5	0	3	27	15
Hi total	90			60	50			45								
PHF	.88			.86	.93			.96								



NW 14TH STREET & NW 3RD AVENUE
 MIAMI, FLORIDA
 COUNTED BY: CARLOS WILTZ
 SIGNALIZED

TRAFFIC SURVEY SPECIALISTS, INC.
 624 GARDENIA TERRACE
 DELRAY BEACH, FLORIDA 33444
 (561) 272-3255 FAX (561) 272-4381

Site Code : 00090010
 Start Date: 02/10/09
 File I.D. : 14ST3AV_
 Page : 3

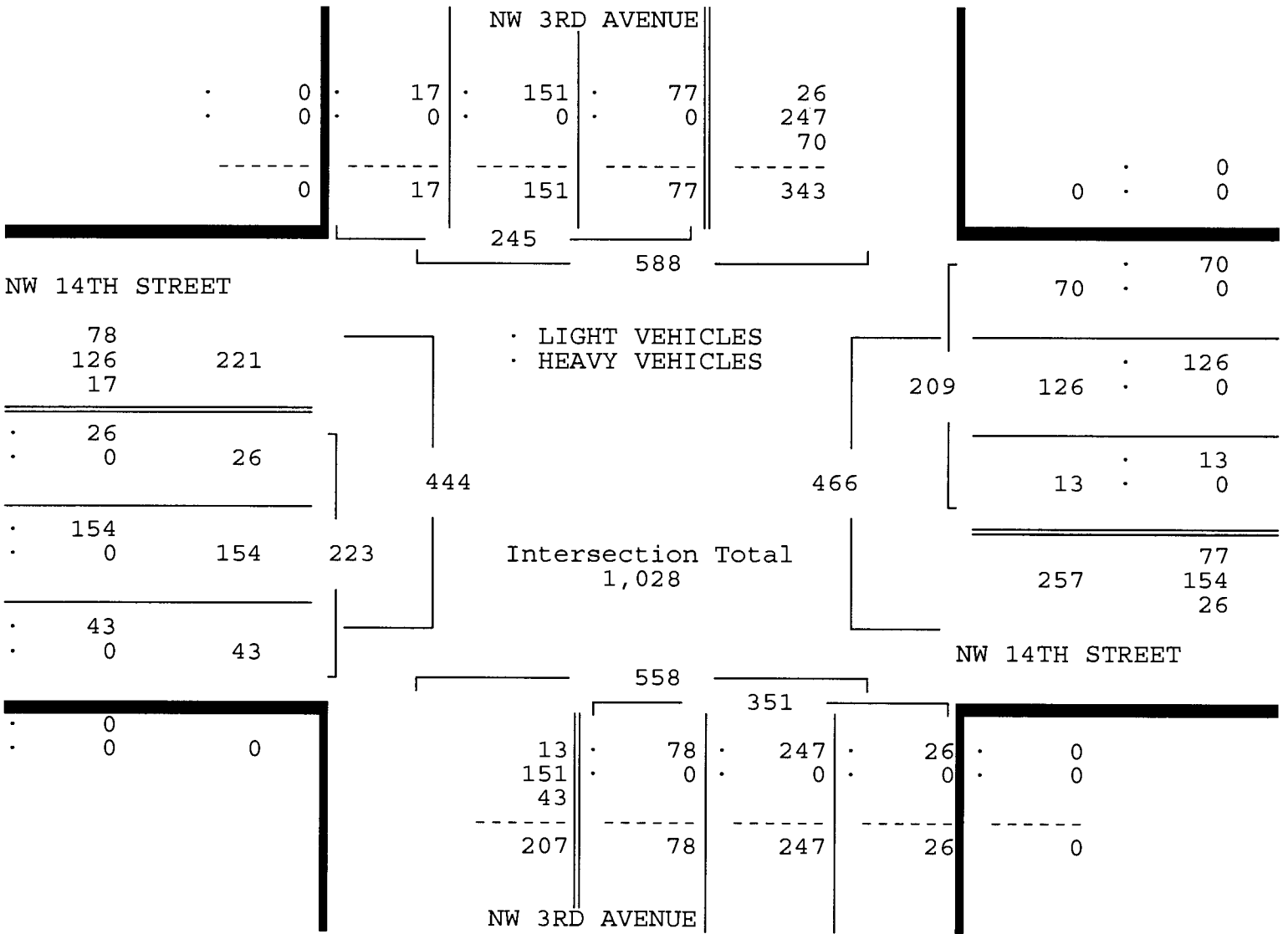
LIGHT VEHICLES, HEAVY VEHICLES

NW 3RD AVENUE From North				NW 14TH STREET From East				NW 3RD AVENUE From South				NW 14TH STREET From West				Total
UTurn	Left	Thru	Right	UTurn	Left	Thru	Right	UTurn	Left	Thru	Right	UTurn	Left	Thru	Right	

Date 02/10/09

Peak Hour Analysis By Entire Intersection for the Period: 16:00 to 18:00 on 02/10/09

Peak start 16:45	16:45				16:45				16:45							
Volume	0	77	151	17	0	13	126	70	0	78	247	26	2	24	154	43
Percent	0%	31%	62%	7%	0%	6%	60%	33%	0%	22%	70%	7%	1%	11%	69%	19%
Pk total	245				209				351				223			
Highest	17:30				17:15				17:30				17:00			
Volume	0	20	44	5	0	2	39	25	0	18	72	5	0	6	40	13
Hi total	69				66				95				59			
PHF	.89				.79				.92				.94			



NW 14TH STREET & NW 3RD AVENUE
 MIAMI, FLORIDA
 COUNTED BY: CARLOS WILTZ
 SIGNALIZED

TRAFFIC SURVEY SPECIALISTS, INC.
 624 GARDENIA TERRACE
 DELRAY BEACH, FLORIDA 33444
 (561) 272-3255 FAX (561) 272-4381

Site Code : 00090010
 Start Date: 02/10/09
 File I.D. : 14ST3AV_
 Page : 1

HEAVY VEHICLES

Date 02/10/09	NW 3RD AVENUE From North				NW 14TH STREET From East				NW 3RD AVENUE From South				NW 14TH STREET From West				Total
	UTurn	Left	Thru	Right	UTurn	Left	Thru	Right	UTurn	Left	Thru	Right	UTurn	Left	Thru	Right	
07:00	0	0	0	0	0	0	0	0	0	0	0	0	0	0	1	0	1
07:15	0	0	1	0	0	0	0	0	0	0	0	0	0	0	1	0	2
07:30	0	0	0	0	0	0	0	0	0	0	0	0	0	0	0	0	0
07:45	0	0	0	0	0	0	0	0	0	0	0	0	0	0	1	0	1
Hr Total	0	0	1	0	0	0	0	0	0	0	0	0	0	0	3	0	4
08:00	0	0	0	0	0	0	0	0	0	0	0	0	0	0	0	0	0
08:15	0	0	0	0	0	0	0	1	0	0	0	0	0	0	1	0	2
08:30	0	0	0	0	0	0	0	0	0	0	0	0	0	3	0	0	3
08:45	0	0	0	0	0	0	0	0	0	0	0	0	0	0	0	0	0
Hr Total	0	0	0	0	0	0	0	1	0	0	0	0	0	3	1	0	5
* BREAK *																	
TOTAL	0	0	1	0	0	0	0	1	0	0	0	0	0	3	4	0	9

NW 14TH STREET & NW 3RD AVENUE
 MIAMI, FLORIDA
 COUNTED BY: CARLOS WILTZ
 SIGNALIZED

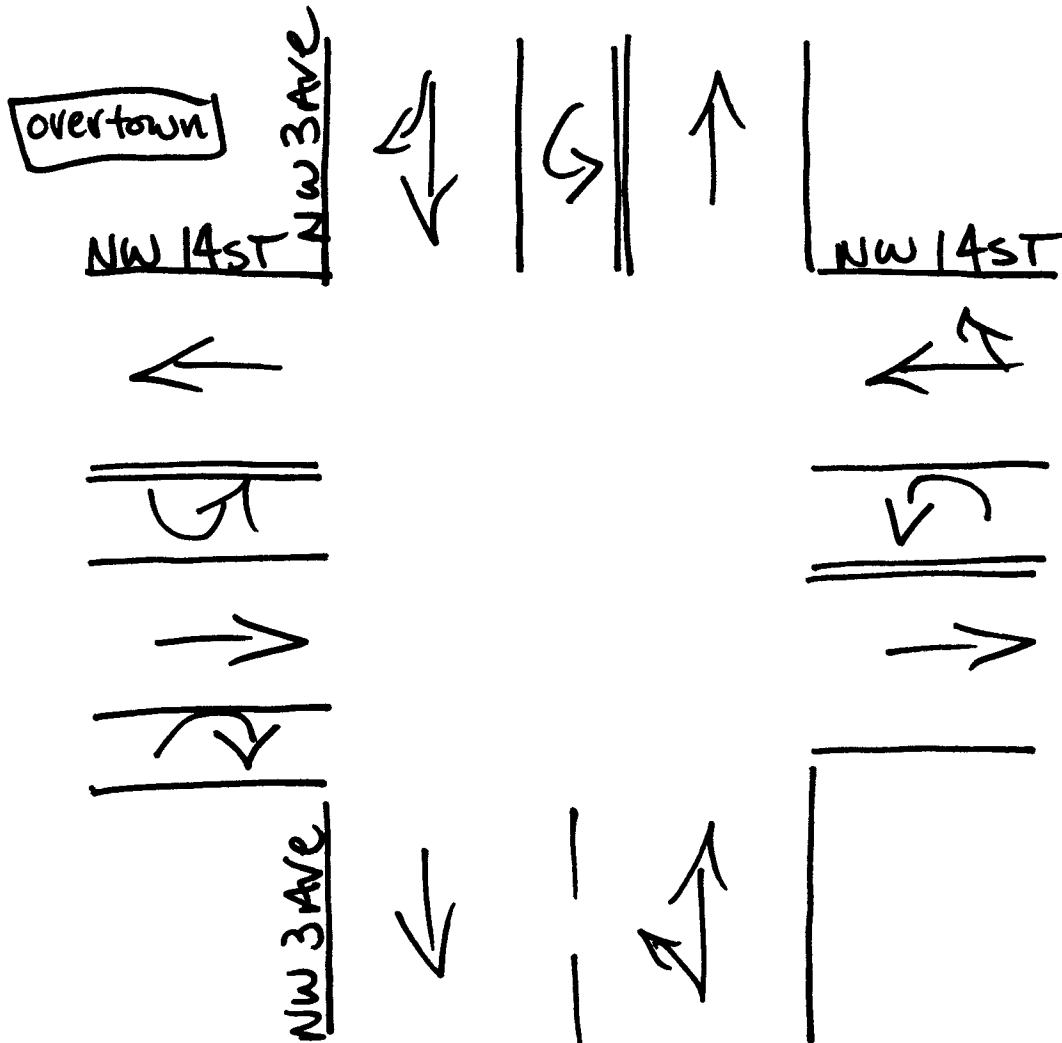
TRAFFIC SURVEY SPECIALISTS, INC.
 624 GARDENIA TERRACE
 DELRAY BEACH, FLORIDA 33444
 (561) 272-3255 FAX (561) 272-4381

Site Code : 00090010
 Start Date: 02/10/09
 File I.D. : 14ST3AV_
 Page : 1

PEDESTRIANS

Date 02/10/09	NW 3RD AVENUE From North				NW 14TH STREET From East				NW 3RD AVENUE From South				NW 14TH STREET From West				Total
	Left	Thru	RIGHT	PEDS	Left	Thru	RIGHT	PEDS	Left	Thru	RIGHT	PEDS	Left	Thru	RIGHT	PEDS	
07:00	0	0	0	3	0	0	0	2	0	0	0	1	0	0	0	8	14
07:15	0	0	0	1	0	0	0	8	0	0	0	0	0	0	0	4	13
07:30	0	0	0	1	0	0	0	9	0	0	0	2	0	0	0	8	20
07:45	0	0	0	1	0	0	0	4	0	0	0	0	0	0	0	5	10
Hr Total	0	0	0	6	0	0	0	23	0	0	0	3	0	0	0	25	57
08:00	0	0	0	1	0	0	0	3	0	0	0	2	0	0	0	6	12
08:15	0	0	0	1	0	0	0	9	0	0	0	1	0	0	0	5	16
08:30	0	0	0	5	0	0	0	14	0	0	0	2	0	0	0	5	26
08:45	0	0	0	3	0	0	0	9	0	0	0	0	0	0	0	8	20
Hr Total	0	0	0	10	0	0	0	35	0	0	0	5	0	0	0	24	74
* BREAK *																	
16:00	0	0	0	0	0	0	0	13	0	0	0	0	0	0	0	14	27
16:15	0	0	0	1	0	0	0	14	0	0	0	1	0	0	0	11	27
16:30	0	0	0	1	0	0	0	10	0	0	0	2	0	0	0	4	17
16:45	0	0	0	0	0	0	0	13	0	0	0	0	0	0	0	6	19
Hr Total	0	0	0	2	0	0	0	50	0	0	0	3	0	0	0	35	90
17:00	0	0	0	2	0	0	0	13	0	0	0	0	0	0	0	9	24
17:15	0	0	0	1	0	0	0	4	0	0	0	0	0	0	0	10	15
17:30	0	0	0	2	0	0	0	6	0	0	0	0	0	0	0	8	16
17:45	0	0	0	4	0	0	0	6	0	0	0	0	0	0	0	9	19
Hr Total	0	0	0	9	0	0	0	29	0	0	0	0	0	0	0	36	74
TOTAL	0	0	0	27	0	0	0	137	0	0	0	11	0	0	0	120	295

↑
North



Miami, Florida
February 18, 2009
drawn by: Luis Palomino
Signalized

NW 11TH STREET & NW 3RD AVENUE
 MIAMI, FLORIDA
 COUNTED BY: GIANCARLO JOHN
 SIGNALIZED

TRAFFIC SURVEY SPECIALISTS, INC.
 624 GARDENIA TERRACE
 DELRAY BEACH, FLORIDA 33444
 (561) 272-3255 FAX (561) 272-4381

Site Code : 00090010
 Start Date: 02/11/09
 File I.D. : 11ST_3AV
 Page : 1

LIGHT VEHICLES, HEAVY VEHICLES

Date	NW 3 AVENUE From North				NW 11TH STREET From East				NW 3 AVENUE From South				NW 11TH STREET From West				Total
	UTurn	Left	Thru	Right	UTurn	Left	Thru	Right	UTurn	Left	Thru	Right	UTurn	Left	Thru	Right	
02/11/09	-----																
07:00	0	0	15	6	0	0	8	0	0	7	26	0	0	0	0	0	62
07:15	0	0	12	11	0	2	5	3	0	7	35	0	0	0	0	0	75
07:30	0	0	21	11	0	1	6	5	0	7	42	0	0	0	0	0	93
07:45	0	0	39	20	0	2	10	3	0	6	46	0	0	0	0	0	126
Hr Total	0	0	87	48	0	5	29	11	0	27	149	0	0	0	0	0	356
08:00	0	0	20	15	0	4	9	3	0	6	55	0	0	0	0	0	112
08:15	0	0	32	14	0	0	10	2	0	6	55	0	0	0	0	0	119
08:30	0	0	28	14	0	2	10	1	0	2	37	0	0	0	0	0	94
08:45	0	0	16	10	0	2	14	2	0	7	36	0	0	0	0	0	87
Hr Total	0	0	96	53	0	8	43	8	0	21	183	0	0	0	0	0	412
----- * BREAK * -----																	
16:00	0	0	22	19	0	2	14	1	0	9	41	0	0	0	0	0	108
16:15	0	0	16	13	0	0	10	4	0	7	41	0	0	0	0	0	91
16:30	0	0	20	16	0	1	15	4	0	11	48	0	0	0	0	0	115
16:45	0	0	22	19	0	3	16	4	0	11	53	0	0	0	0	0	128
Hr Total	0	0	80	67	0	6	55	13	0	38	183	0	0	0	0	0	442
17:00	0	0	26	16	0	2	18	3	0	20	71	0	0	0	0	0	156
17:15	0	0	16	17	0	1	19	5	0	19	97	0	0	0	0	0	174
17:30	0	0	28	12	0	1	11	5	0	10	58	0	0	0	0	0	125
17:45	0	0	20	14	0	3	13	2	0	7	58	0	0	0	0	0	117
Hr Total	0	0	90	59	0	7	61	15	0	56	284	0	0	0	0	0	572

TOTAL	0	0	353	227	0	26	188	47	0	142	799	0	0	0	0	0	1782

NW 11TH STREET & NW 3RD AVENUE
 MIAMI, FLORIDA
 COUNTED BY: GIANCARLO JOHN
 SIGNALIZED

TRAFFIC SURVEY SPECIALISTS, INC.
 624 GARDENIA TERRACE
 DELRAY BEACH, FLORIDA 33444
 (561) 272-3255 FAX (561) 272-4381

Site Code : 00090010
 Start Date: 02/11/09
 File I.D. : 11ST_3AV
 Page : 2

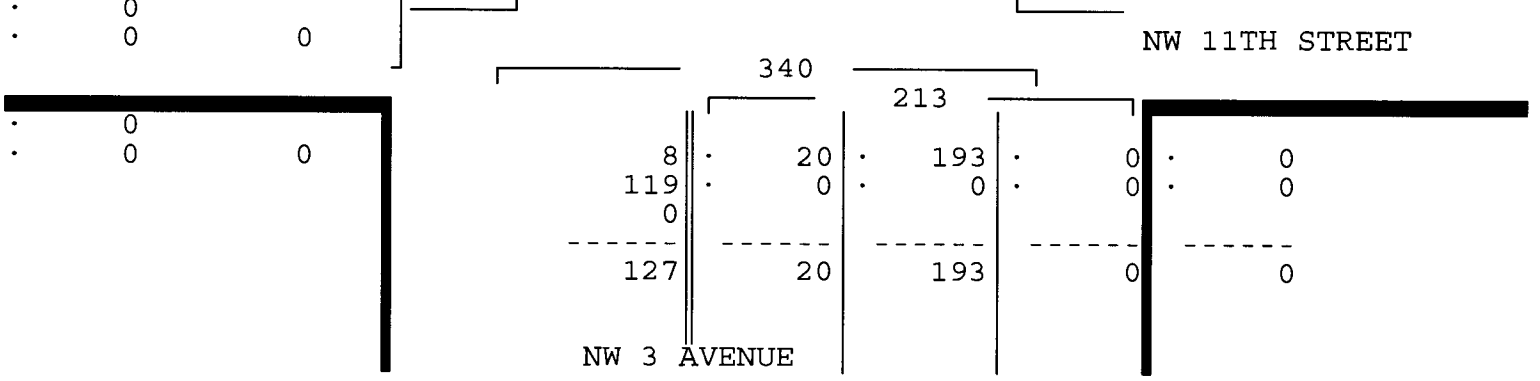
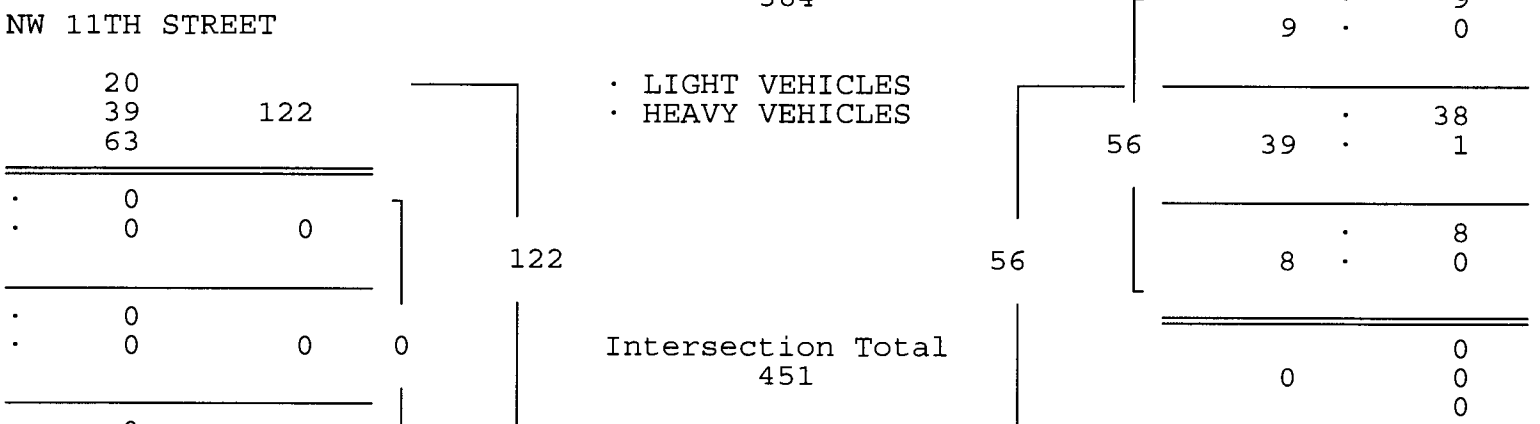
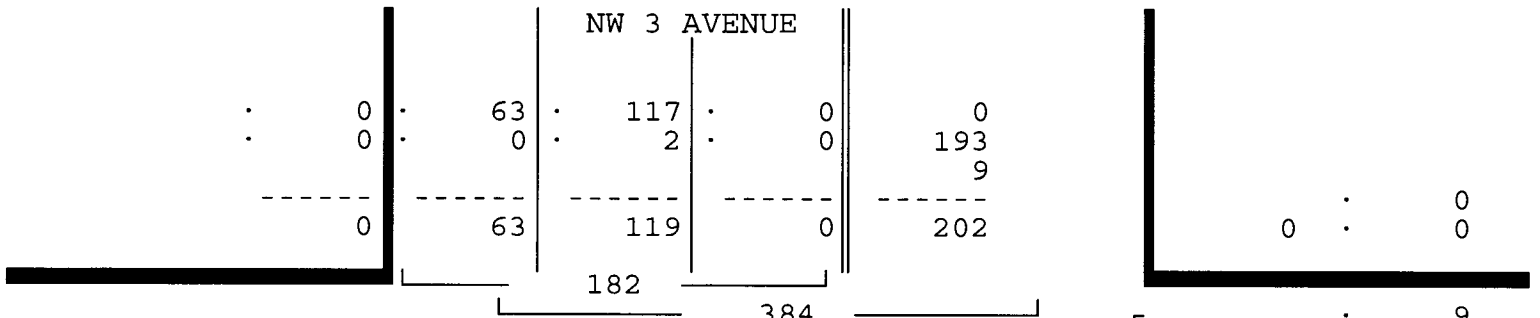
LIGHT VEHICLES, HEAVY VEHICLES

NW 3 AVENUE From North				NW 11TH STREET From East				NW 3 AVENUE From South				NW 11TH STREET From West				Total
U	L	T	R	U	L	T	R	U	L	T	R	U	L	T	R	

Date 02/11/09

Peak Hour Analysis By Entire Intersection for the Period: 07:00 to 09:00 on 02/11/09

Peak start	07:45				07:45				07:45				07:45			
Volume	0	0	119	63	0	8	39	9	0	20	193	0	0	0	0	0
Percent	0%	0%	65%	35%	0%	14%	70%	16%	0%	9%	91%	0%	0%	0%	0%	0%
Pk total	182				56				213				0			
Highest	07:45				08:00				08:00				07:00			
Volume	0	0	39	20	0	4	9	3	0	6	55	0	0	0	0	0
Hi total	59				16				61				0			
PHF	.77				.88				.87				.0			



NW 11TH STREET & NW 3RD AVENUE
 MIAMI, FLORIDA
 COUNTED BY: GIANCARLO JOHN
 SIGNALIZED

TRAFFIC SURVEY SPECIALISTS, INC.
 624 GARDENIA TERRACE
 DELRAY BEACH, FLORIDA 33444
 (561) 272-3255 FAX (561) 272-4381

Site Code : 00090010
 Start Date: 02/11/09
 File I.D. : 11ST_3AV
 Page : 3

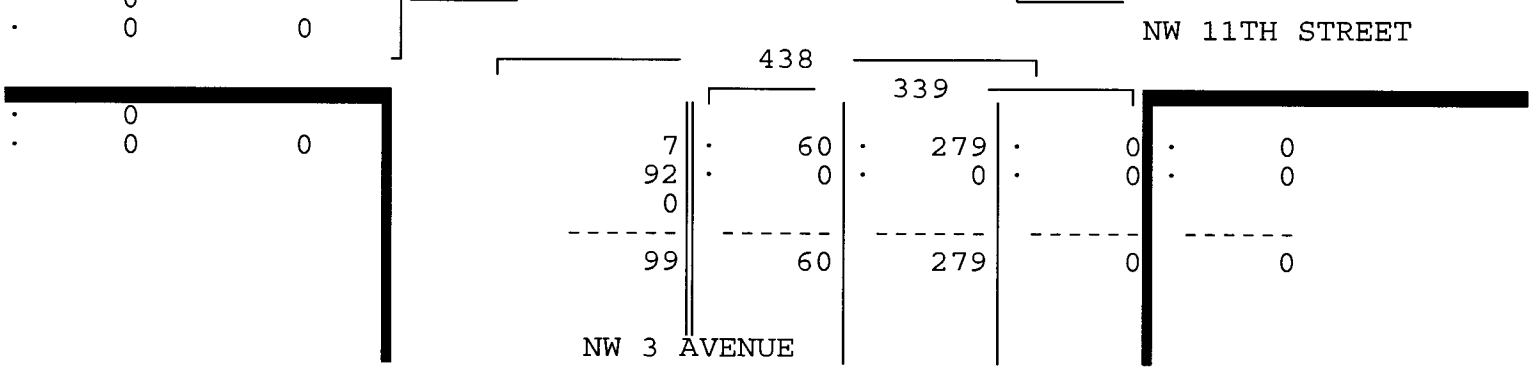
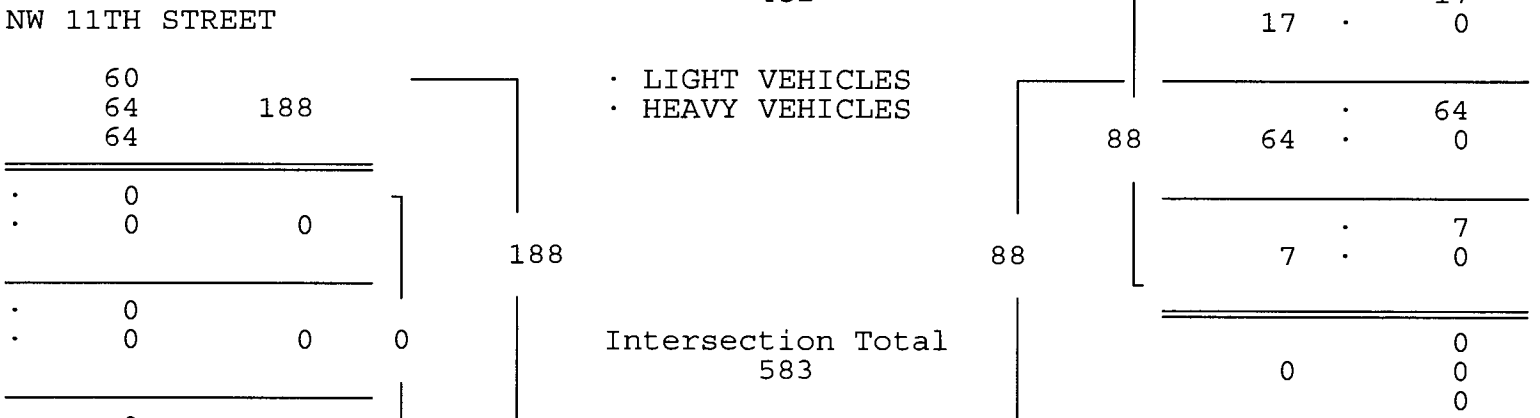
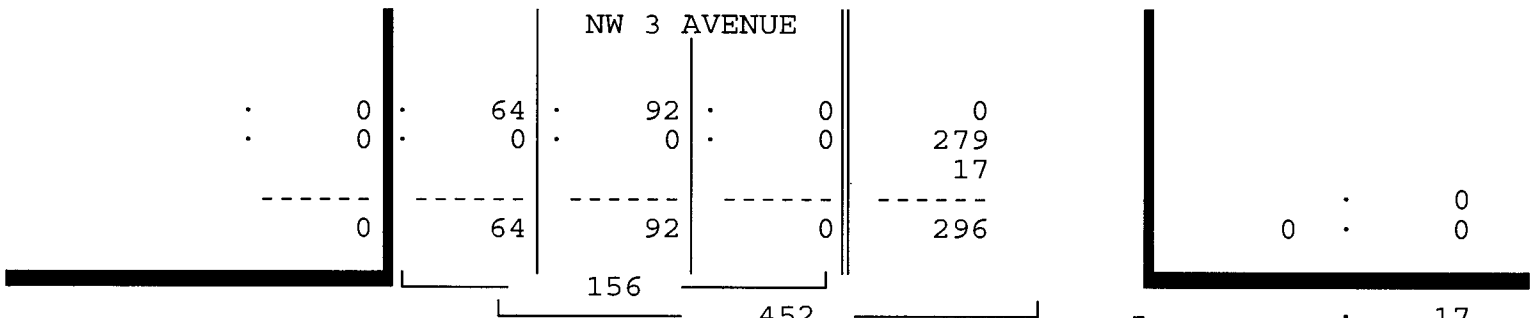
LIGHT VEHICLES, HEAVY VEHICLES

NW 3 AVENUE From North				NW 11TH STREET From East				NW 3 AVENUE From South				NW 11TH STREET From West				Total
U	L	T	R	U	L	T	R	U	L	T	R	U	L	T	R	

Date 02/11/09

Peak Hour Analysis By Entire Intersection for the Period: 16:00 to 18:00 on 02/11/09

Peak start 16:45	16:45				16:45				16:45							
Volume	0	0	92	64	0	7	64	17	0	60	279	0	0	0	0	0
Percent	0%	0%	59%	41%	0%	8%	73%	19%	0%	18%	82%	0%	0%	0%	0%	0%
Pk total	156				88				339							
Highest	17:00				17:15				07:00							
Volume	0	0	26	16	0	1	19	5	0	19	97	0	0	0	0	0
Hi total	42				25				116							
PHF	.93				.88				.73							



NW 11TH STREET & NW 3RD AVENUE
 MIAMI, FLORIDA
 COUNTED BY: GIANCARLO JOHN
 SIGNALIZED

TRAFFIC SURVEY SPECIALISTS, INC.
 624 GARDENIA TERRACE
 DELRAY BEACH, FLORIDA 33444
 (561) 272-3255 FAX (561) 272-4381

Site Code : 00090010
 Start Date: 02/11/09
 File I.D. : 11ST_3AV
 Page : 1

HEAVY VEHICLES

Date	NW 3 AVENUE From North				NW 11TH STREET From East				NW 3 AVENUE From South				NW 11TH STREET From West				Total
	UTurn	Left	Thru	Right	UTurn	Left	Thru	Right	UTurn	Left	Thru	Right	UTurn	Left	Thru	Right	
02/11/09	-----																
07:00	0	0	0	0	0	0	0	0	0	0	0	0	0	0	0	0	0
07:15	0	0	0	0	0	0	0	0	0	0	2	0	0	0	0	0	2
07:30	0	0	0	0	0	0	0	0	0	0	0	0	0	0	0	0	0
07:45	0	0	0	0	0	0	0	0	0	0	0	0	0	0	0	0	0
Hr Total	0	0	0	0	0	0	0	0	0	0	2	0	0	0	0	0	2
08:00	0	0	1	0	0	0	0	0	0	0	0	0	0	0	0	0	1
08:15	0	0	0	0	0	0	1	0	0	0	0	0	0	0	0	0	1
08:30	0	0	1	0	0	0	0	0	0	0	0	0	0	0	0	0	1
08:45	0	0	0	0	0	0	0	0	0	0	0	0	0	0	0	0	0
Hr Total	0	0	2	0	0	0	1	0	0	0	0	0	0	0	0	0	3
----- * BREAK * -----																	
16:00	0	0	0	0	0	0	1	0	0	0	0	0	0	0	0	0	1
16:15	0	0	0	0	0	0	0	0	0	0	0	0	0	0	0	0	0
16:30	0	0	0	0	0	1	0	0	0	0	0	0	0	0	0	0	1
16:45	0	0	0	0	0	0	0	0	0	0	0	0	0	0	0	0	0
Hr Total	0	0	0	0	0	1	1	0	0	0	0	0	0	0	0	0	2
----- * BREAK * -----																	
TOTAL	0	0	2	0	0	1	2	0	0	0	2	0	0	0	0	0	7

NW 11TH STREET & NW 3RD AVENUE
 MIAMI, FLORIDA
 COUNTED BY: GIANCARLO JOHN
 SIGNALIZED

TRAFFIC SURVEY SPECIALISTS, INC.
 624 GARDENIA TERRACE
 DELRAY BEACH, FLORIDA 33444
 (561) 272-3255 FAX (561) 272-4381

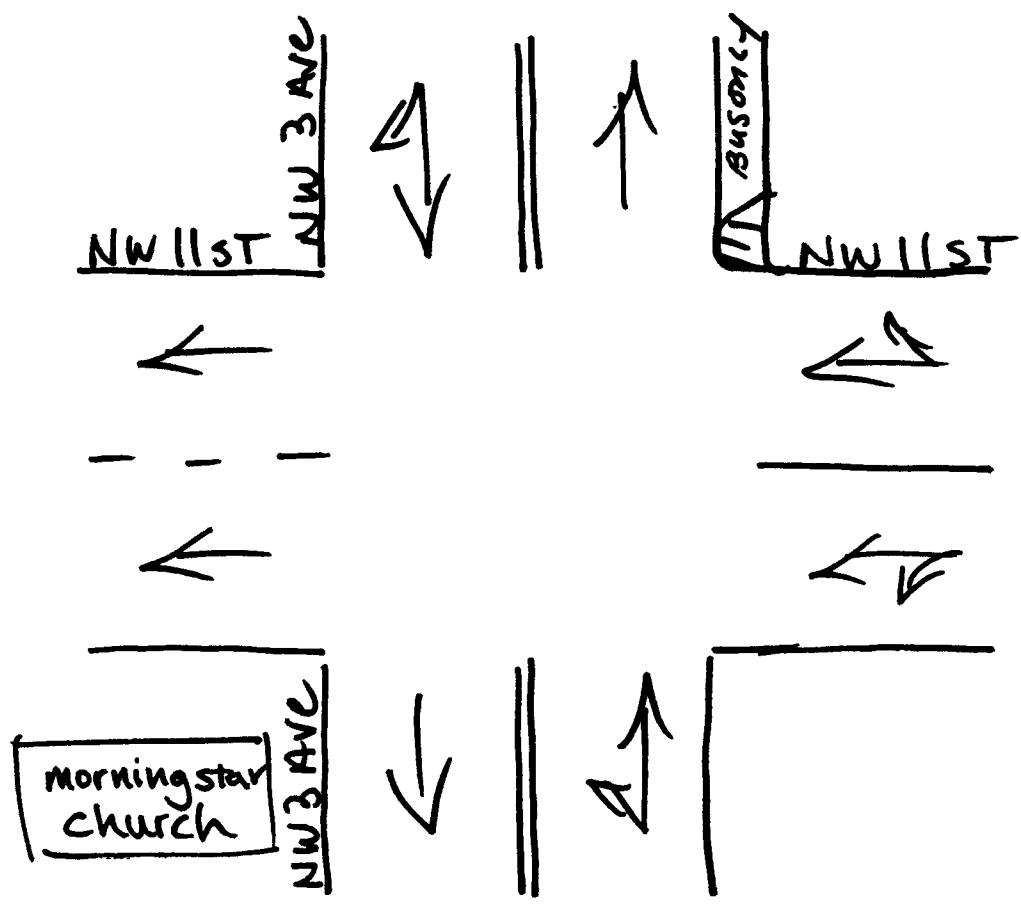
Site Code : 00090010
 Start Date: 02/11/09
 File I.D. : 11ST_3AV
 Page : 1

PEDESTRIANS

Date	NW 3 AVENUE From North				NW 11TH STREET From East				NW 3 AVENUE From South				NW 11TH STREET From West				Total
	Left	Thru	RIGHT	PEDS	Left	Thru	RIGHT	PEDS	Left	Thru	RIGHT	PEDS	Left	Thru	RIGHT	PEDS	
02/11/09	-----																
07:00	0	0	0	0	0	0	0	11	0	0	0	1	0	0	0	4	16
07:15	0	0	0	4	0	0	0	13	0	0	0	1	0	0	0	4	22
07:30	0	0	0	1	0	0	0	7	0	0	0	0	0	0	0	6	14
07:45	0	0	0	1	0	0	0	19	0	0	0	0	0	0	0	4	24
Hr Total	0	0	0	6	0	0	0	50	0	0	0	2	0	0	0	18	76
08:00	0	0	0	1	0	0	0	27	0	0	0	2	0	0	0	7	37
08:15	0	0	0	2	0	0	0	13	0	0	0	0	0	0	0	1	16
08:30	0	0	0	1	0	0	0	7	0	0	0	0	0	0	0	2	10
08:45	0	0	0	0	0	0	0	13	0	0	0	2	0	0	0	5	20
Hr Total	0	0	0	4	0	0	0	60	0	0	0	4	0	0	0	15	83
----- * BREAK * -----																	
16:00	0	0	0	2	0	0	0	11	0	0	0	1	0	0	0	6	20
16:15	0	0	0	0	0	0	0	15	0	0	0	8	0	0	0	8	31
16:30	0	0	0	0	0	0	0	21	0	0	0	1	0	0	0	3	25
16:45	0	0	0	0	0	0	0	26	0	0	0	2	0	0	0	14	42
Hr Total	0	0	0	2	0	0	0	73	0	0	0	12	0	0	0	31	118
17:00	0	0	0	0	0	0	0	30	0	0	0	1	0	0	0	10	41
17:15	0	0	0	0	0	0	0	20	0	0	0	0	0	0	0	6	26
17:30	0	0	0	0	0	0	0	28	0	0	0	1	0	0	0	2	31
17:45	0	0	0	1	0	0	0	22	0	0	0	0	0	0	0	2	25
Hr Total	0	0	0	1	0	0	0	100	0	0	0	2	0	0	0	20	123

TOTAL	0	0	0	13	0	0	0	283	0	0	0	20	0	0	0	84	400

↑
North



Miami, Florida
February 11, 2009
drawn by: Luis Palomino
signalized

NW 10TH STREET & NW 3RD AVENUE
 MIAMI, FLORIDA
 COUNTED BY: MAXIE ESPINOSA
 SIGNALIZED

TRAFFIC SURVEY SPECIALISTS, INC.
 624 GARDENIA TERRACE
 DELRAY BEACH, FLORIDA 33444
 (561) 272-3255 FAX (561) 272-4381

Site Code : 00090010
 Start Date: 02/11/09
 File I.D. : 10ST_3AV
 Page : 1

LIGHT VEHICLES, HEAVY VEHICLES

Date	NW 3RD AVENUE From North				NW 10TH STREET From East				NW 3RD AVENUE From South				NW 10TH STREET From West				Total
	UTurn	Left	Thru	Right	UTurn	Left	Thru	Right	UTurn	Left	Thru	Right	UTurn	Left	Thru	Right	
02/11/09	-----																
07:00	0	7	9	0	0	0	0	0	0	0	23	5	0	7	14	3	68
07:15	0	6	7	0	0	0	0	0	0	0	31	3	0	10	17	2	76
07:30	0	7	14	0	0	0	0	0	0	0	33	0	0	13	19	2	88
07:45	0	13	24	0	0	0	0	0	0	0	36	7	0	15	41	4	140
Hr Total	0	33	54	0	0	0	0	0	0	0	123	15	0	45	91	11	372
08:00	0	10	14	0	0	0	0	0	1	0	48	4	0	11	26	2	116
08:15	0	14	16	0	0	0	0	0	0	0	40	9	0	13	21	3	116
08:30	0	16	11	0	0	0	0	0	0	0	35	3	0	8	21	6	100
08:45	0	9	11	0	0	0	0	0	0	0	30	6	0	5	22	2	85
Hr Total	0	49	52	0	0	0	0	0	1	0	153	22	0	37	90	13	417
----- * BREAK * -----																	
16:00	0	11	14	0	0	0	0	0	0	0	37	3	0	9	12	3	89
16:15	0	9	6	0	0	0	0	0	0	0	34	5	0	10	21	2	87
16:30	0	6	15	0	0	0	0	0	0	0	50	6	0	16	19	2	114
16:45	0	10	10	0	0	0	0	0	0	0	50	1	0	19	15	4	109
Hr Total	0	36	45	0	0	0	0	0	0	0	171	15	0	54	67	11	399
17:00	0	9	16	0	0	0	0	0	0	0	65	1	0	12	20	0	123
17:15	0	9	9	0	0	0	0	0	0	0	97	10	0	20	21	3	169
17:30	0	10	16	0	0	0	0	0	0	0	56	2	0	15	15	2	116
17:45	0	10	11	0	0	0	0	0	0	0	47	4	0	23	10	2	107
Hr Total	0	38	52	0	0	0	0	0	0	0	265	17	0	70	66	7	515

TOTAL	0	156	203	0	0	0	0	0	1	0	712	69	0	206	314	42	1703

NW 10TH STREET & NW 3RD AVENUE
 MIAMI, FLORIDA
 COUNTED BY: MAXIE ESPINOSA
 SIGNALIZED

TRAFFIC SURVEY SPECIALISTS, INC.
 624 GARDENIA TERRACE
 DELRAY BEACH, FLORIDA 33444
 (561) 272-3255 FAX (561) 272-4381

Site Code : 00090010
 Start Date: 02/11/09
 File I.D. : 10ST_3AV
 Page : 2

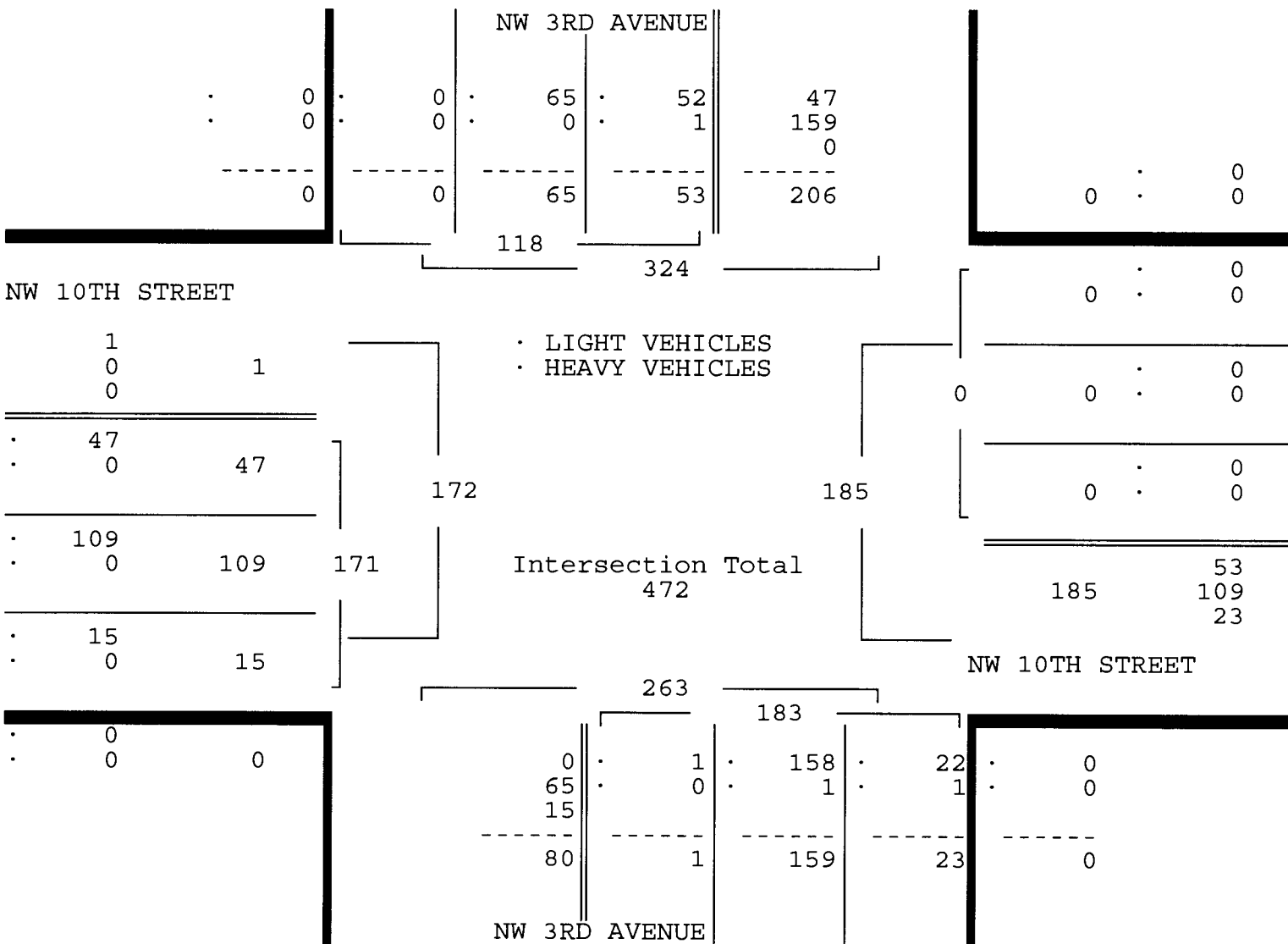
LIGHT VEHICLES, HEAVY VEHICLES

NW 3RD AVENUE From North				NW 10TH STREET From East				NW 3RD AVENUE From South				NW 10TH STREET From West				Total
UTurn	Left	Thru	Right	UTurn	Left	Thru	Right	UTurn	Left	Thru	Right	UTurn	Left	Thru	Right	

Date 02/11/09

Peak Hour Analysis By Entire Intersection for the Period: 07:00 to 09:00 on 02/11/09

Peak start	07:45				07:45				07:45				07:45			
Volume	0	53	65	0	0	0	0	0	1	0	159	23	0	47	109	15
Percent	0%	45%	55%	0%	0%	0%	0%	0%	1%	0%	87%	13%	0%	27%	64%	9%
Pk total	118				0				183				171			
Highest	07:45				07:00				08:00				07:45			
Volume	0	13	24	0	0	0	0	0	1	0	48	4	0	15	41	4
Hi total	37				0				53				60			
PHF	.80				.0				.86				.71			



NW 10TH STREET & NW 3RD AVENUE
 MIAMI, FLORIDA
 COUNTED BY: MAXIE ESPINOSA
 SIGNALIZED

TRAFFIC SURVEY SPECIALISTS, INC.
 624 GARDENIA TERRACE
 DELRAY BEACH, FLORIDA 33444
 (561) 272-3255 FAX (561) 272-4381

Site Code : 00090010
 Start Date: 02/11/09
 File I.D. : 10ST_3AV
 Page : 3

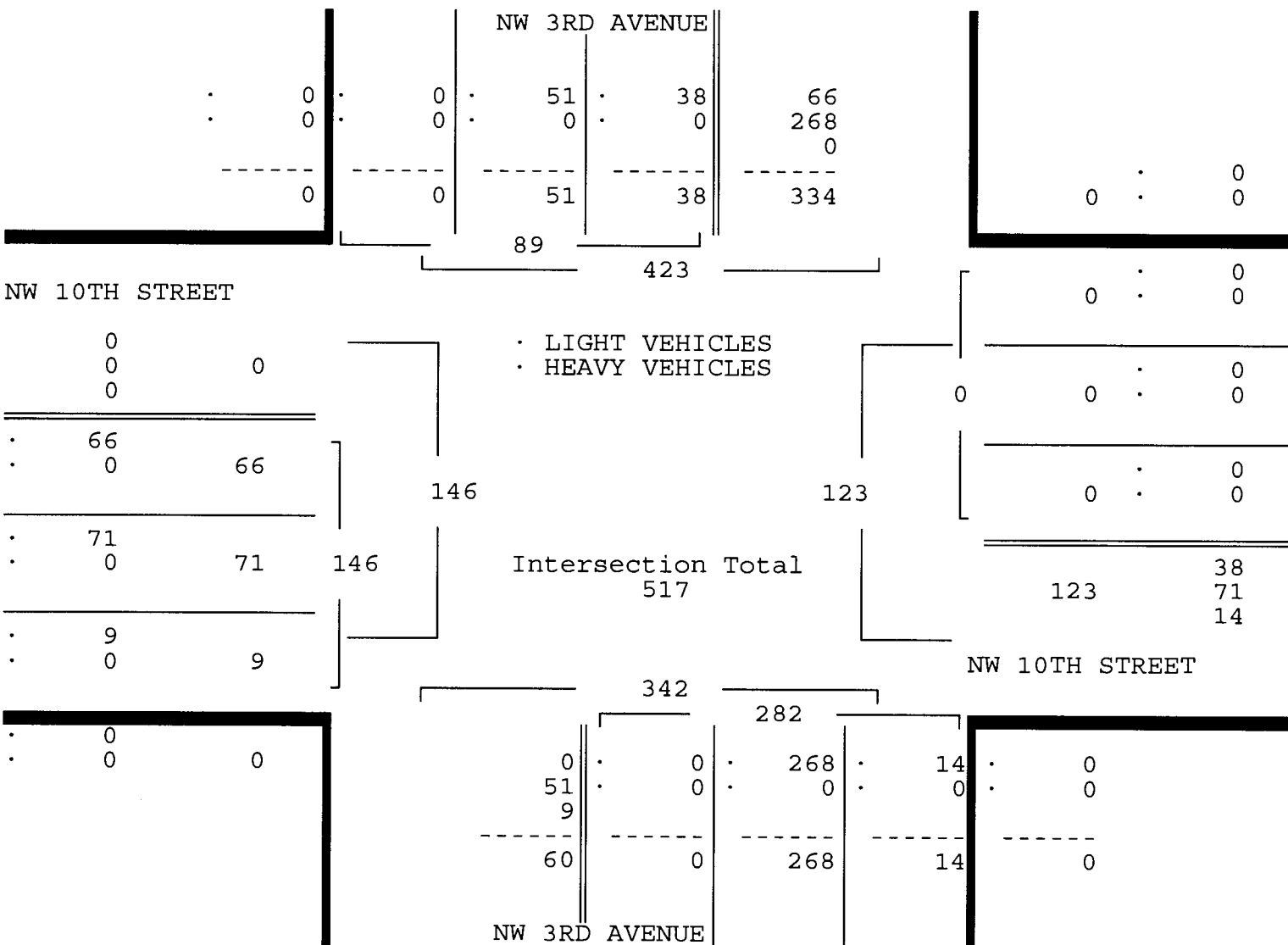
LIGHT VEHICLES, HEAVY VEHICLES

NW 3RD AVENUE From North				NW 10TH STREET From East				NW 3RD AVENUE From South				NW 10TH STREET From West				Total
UTurn	Left	Thru	Right	UTurn	Left	Thru	Right	UTurn	Left	Thru	Right	UTurn	Left	Thru	Right	

Date 02/11/09

Peak Hour Analysis By Entire Intersection for the Period: 16:00 to 18:00 on 02/11/09

Peak start 16:45				16:45				16:45							
Volume	0	38	51	0	0	0	0	0	0	268	14	0	66	71	9
Percent	0%	43%	57%	0%	0%	0%	0%	0%	0%	95%	5%	0%	45%	49%	6%
Pk total	89			0			282			146					
Highest	17:30			07:00			17:15			17:15					
Volume	0	10	16	0	0	0	0	0	0	97	10	0	20	21	3
Hi total	26			0			107			44					
PHF	.86			.0			.66			.83					



NW 10TH STREET & NW 3RD AVENUE
 MIAMI, FLORIDA
 COUNTED BY: MAXIE ESPINOSA
 SIGNALIZED

TRAFFIC SURVEY SPECIALISTS, INC.
 624 GARDENIA TERRACE
 DELRAY BEACH, FLORIDA 33444
 (561) 272-3255 FAX (561) 272-4381

Site Code : 00090010
 Start Date: 02/11/09
 File I.D. : 10ST_3AV
 Page : 1

HEAVY VEHICLES

Date	NW 3RD AVENUE From North				NW 10TH STREET From East				NW 3RD AVENUE From South				NW 10TH STREET From West				Total
	UTurn	Left	Thru	Right	UTurn	Left	Thru	Right	UTurn	Left	Thru	Right	UTurn	Left	Thru	Right	
02/11/09	-----																
07:00	0	0	0	0	0	0	0	0	0	0	0	0	0	0	0	0	0
07:15	0	0	0	0	0	0	0	0	0	0	0	0	0	0	1	0	1
07:30	0	0	0	0	0	0	0	0	0	0	0	0	0	0	0	0	0
07:45	0	0	0	0	0	0	0	0	0	0	1	0	0	0	0	0	1
Hr Total	0	0	0	0	0	0	0	0	0	0	1	0	0	0	1	0	2
08:00	0	0	0	0	0	0	0	0	0	0	0	0	0	0	0	0	0
08:15	0	0	0	0	0	0	0	0	0	0	0	1	0	0	0	0	1
08:30	0	1	0	0	0	0	0	0	0	0	0	0	0	0	0	0	1
08:45	0	0	0	0	0	0	0	0	0	0	0	0	0	0	0	0	0
Hr Total	0	1	0	0	0	0	0	0	0	0	0	1	0	0	0	0	2
----- * BREAK * -----																	
17:00	0	0	0	0	0	0	0	0	0	0	0	0	0	0	0	0	0
17:15	0	0	0	0	0	0	0	0	0	0	0	0	0	0	0	0	0
17:30	0	0	0	0	0	0	0	0	0	0	0	0	0	0	0	0	0
17:45	0	0	0	0	0	0	0	0	0	0	2	0	0	0	0	0	2
Hr Total	0	0	0	0	0	0	0	0	0	0	2	0	0	0	0	0	2

TOTAL	0	1	0	0	0	0	0	0	0	0	3	1	0	0	1	0	6

NW 10TH STREET & NW 3RD AVENUE
 MIAMI, FLORIDA
 COUNTED BY: MAXIE ESPINOSA
 SIGNALIZED

TRAFFIC SURVEY SPECIALISTS, INC.
 624 GARDENIA TERRACE
 DELRAY BEACH, FLORIDA 33444
 (561) 272-3255 FAX (561) 272-4381

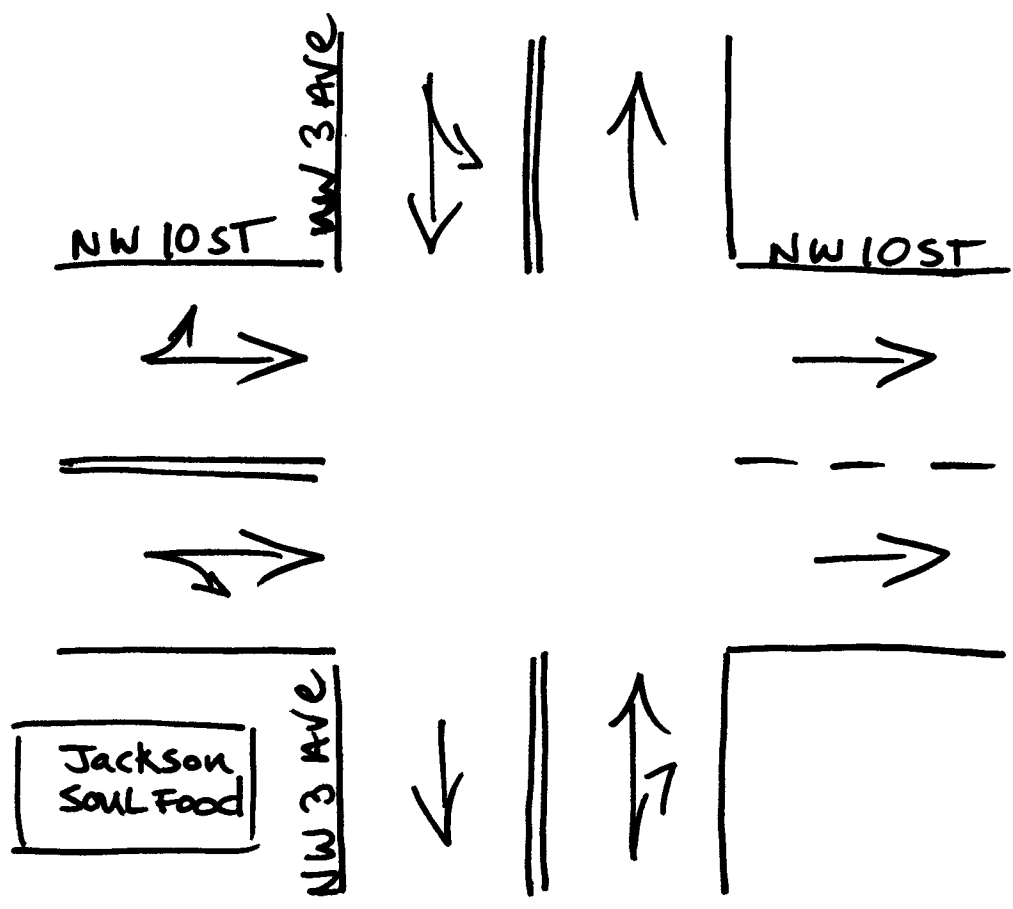
Site Code : 00090010
 Start Date: 02/11/09
 File I.D. : 10ST_3AV
 Page : 1

PEDESTRIANS

Date	NW 3RD AVENUE From North				NW 10TH STREET From East				NW 3RD AVENUE From South				NW 10TH STREET From West				Total
	Left	Thru	RIGHT	PEDS	Left	Thru	RIGHT	PEDS	Left	Thru	RIGHT	PEDS	Left	Thru	RIGHT	PEDS	
02/11/09	-----																
07:00	0	0	0	0	0	0	0	5	0	0	0	5	0	0	0	0	10
07:15	0	0	0	1	0	0	0	3	0	0	0	2	0	0	0	1	7
07:30	0	0	0	0	0	0	0	1	0	0	0	1	0	0	0	1	3
07:45	0	0	0	1	0	0	0	3	0	0	0	3	0	0	0	2	9
Hr Total	0	0	0	2	0	0	0	12	0	0	0	11	0	0	0	4	29
08:00	0	0	0	0	0	0	0	2	0	0	0	2	0	0	0	3	7
08:15	0	0	0	0	0	0	0	2	0	0	0	1	0	0	0	1	4
08:30	0	0	0	1	0	0	0	1	0	0	0	5	0	0	0	4	11
08:45	0	0	0	0	0	0	0	0	0	0	0	0	0	0	0	3	3
Hr Total	0	0	0	1	0	0	0	5	0	0	0	8	0	0	0	11	25
----- * BREAK * -----																	
16:00	0	0	0	2	0	0	0	7	0	0	0	4	0	0	0	1	14
16:15	0	0	0	2	0	0	0	4	0	0	0	1	0	0	0	0	7
16:30	0	0	0	1	0	0	0	3	0	0	0	3	0	0	0	2	9
16:45	0	0	0	4	0	0	0	3	0	0	0	1	0	0	0	3	11
Hr Total	0	0	0	9	0	0	0	17	0	0	0	9	0	0	0	6	41
17:00	0	0	0	4	0	0	0	1	0	0	0	1	0	0	0	3	9
17:15	0	0	0	2	0	0	0	8	0	0	0	3	0	0	0	2	15
17:30	0	0	0	3	0	0	0	4	0	0	0	0	0	0	0	1	8
17:45	0	0	0	1	0	0	0	9	0	0	0	1	0	0	0	1	12
Hr Total	0	0	0	10	0	0	0	22	0	0	0	5	0	0	0	7	44

TOTAL	0	0	0	22	0	0	0	56	0	0	0	33	0	0	0	28	139

↑
North



Miami, Florida
February 11, 2009
drawn by: Luis Palomino
signalized

NW 8TH STREET & NW 3RD AVENUE
 MIAMI, FLORIDA
 COUNTED BY: MICHAEL MALONE
 SIGNALIZED

TRAFFIC SURVEY SPECIALISTS, INC.
 624 GARDENIA TERRACE
 DELRAY BEACH, FLORIDA 33444
 (561) 272-3255 FAX (561) 272-4381

Site Code : 00090010
 Start Date: 02/19/09
 File I.D. : 8STR_3AV
 Page : 1

LIGHT VEHICLES, HEAVY VEHICLES

Date	NW 3RD AVENUE From North				NW 8TH STREET From East				NW 3RD AVENUE From South				NW 8TH STREET From West				Total
	UTurn	Left	Thru	Right	UTurn	Left	Thru	Right	UTurn	Left	Thru	Right	UTurn	Left	Thru	Right	
02/19/09	-----																
07:00	0	0	0	0	0	0	15	31	0	10	69	11	0	20	58	0	214
07:15	0	0	0	0	0	0	8	34	0	14	78	13	0	16	74	0	237
07:30	0	0	0	0	0	0	15	20	0	13	90	21	0	22	76	0	257
07:45	0	0	0	0	0	0	27	36	0	18	87	17	0	21	93	0	299
Hr Total	0	0	0	0	0	0	65	121	0	55	324	62	0	79	301	0	1007
08:00	0	0	0	0	0	0	25	38	0	15	110	25	0	28	98	0	339
08:15	0	0	0	0	0	0	23	26	0	13	145	25	0	22	88	0	342
08:30	0	0	0	0	0	0	16	33	0	11	97	23	0	17	79	0	276
08:45	0	0	0	0	0	0	28	35	0	9	94	21	0	20	82	0	289
Hr Total	0	0	0	0	0	0	92	132	0	48	446	94	0	87	347	0	1246
----- * BREAK * -----																	
16:00	0	0	0	0	0	0	33	43	0	9	244	5	0	24	39	0	397
16:15	0	0	0	0	0	0	22	18	0	8	205	7	0	36	40	0	336
16:30	0	0	0	0	0	0	19	44	0	10	262	15	0	24	32	0	406
16:45	0	0	0	0	0	0	27	49	0	19	271	13	0	20	32	0	431
Hr Total	0	0	0	0	0	0	101	154	0	46	982	40	0	104	143	0	1570
17:00	0	0	0	0	0	0	34	46	0	10	351	14	0	19	47	0	521
17:15	0	0	0	0	0	0	23	43	0	17	310	10	0	28	52	0	483
17:30	0	0	0	0	0	0	32	31	0	18	225	9	0	20	35	0	370
17:45	0	0	0	0	1	0	19	22	0	16	206	11	0	28	46	0	349
Hr Total	0	0	0	0	1	0	108	142	0	61	1092	44	0	95	180	0	1723

TOTAL	0	0	0	0	1	0	366	549	0	210	2844	240	0	365	971	0	5546

NW 8TH STREET & NW 3RD AVENUE
 MIAMI, FLORIDA
 COUNTED BY: MICHAEL MALONE
 SIGNALIZED

TRAFFIC SURVEY SPECIALISTS, INC.
 624 GARDENIA TERRACE
 DELRAY BEACH, FLORIDA 33444
 (561) 272-3255 FAX (561) 272-4381

Site Code : 00090010
 Start Date: 02/19/09
 File I.D. : 8STR_3AV
 Page : 2

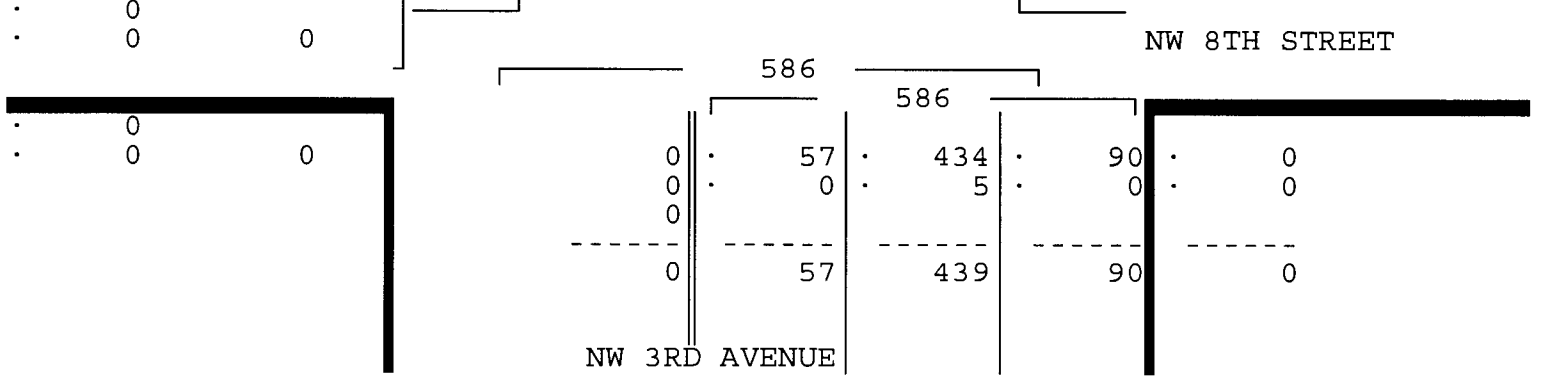
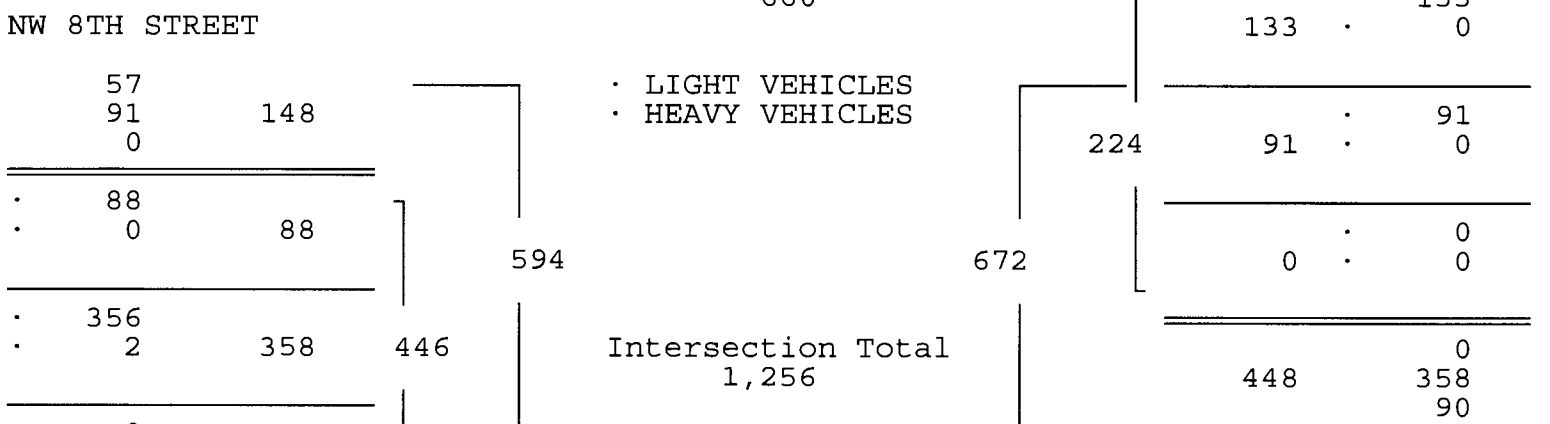
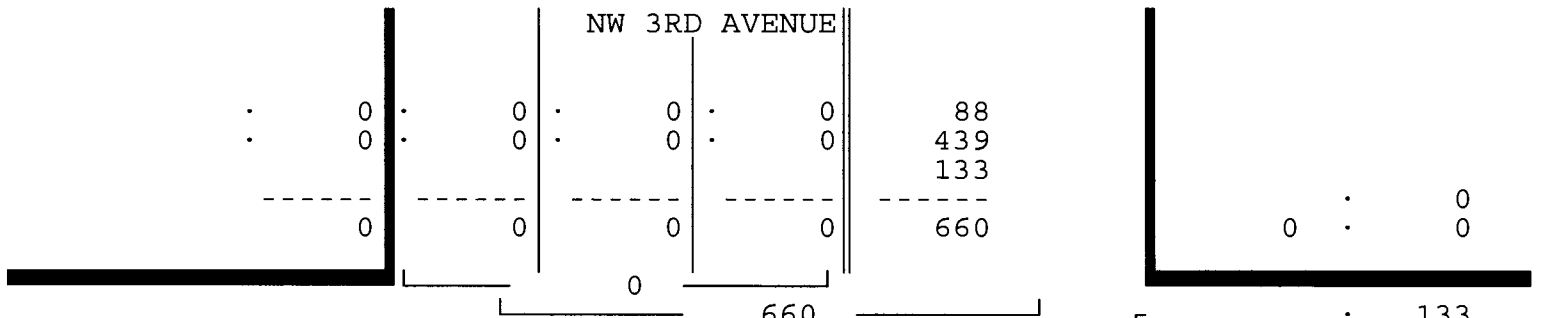
LIGHT VEHICLES, HEAVY VEHICLES

NW 3RD AVENUE From North				NW 8TH STREET From East				NW 3RD AVENUE From South				NW 8TH STREET From West				Total
UTurn	Left	Thru	Right	UTurn	Left	Thru	Right	UTurn	Left	Thru	Right	UTurn	Left	Thru	Right	

Date 02/19/09

Peak Hour Analysis By Entire Intersection for the Period: 07:00 to 09:00 on 02/19/09

Peak start 07:45	07:45				07:45				07:45							
Volume	0	0	0	0	0	91	133	0	57	439	90	0	88	358	0	
Percent	0%	0%	0%	0%	0%	41%	59%	0%	10%	75%	15%	0%	20%	80%	0%	
Pk total	0				224				586				446			
Highest	07:00				07:45				08:15				08:00			
Volume	0	0	0	0	0	0	27	36	0	13	145	25	0	28	98	0
Hi total	0				63				183				126			
PHF	.0				.89				.80				.88			



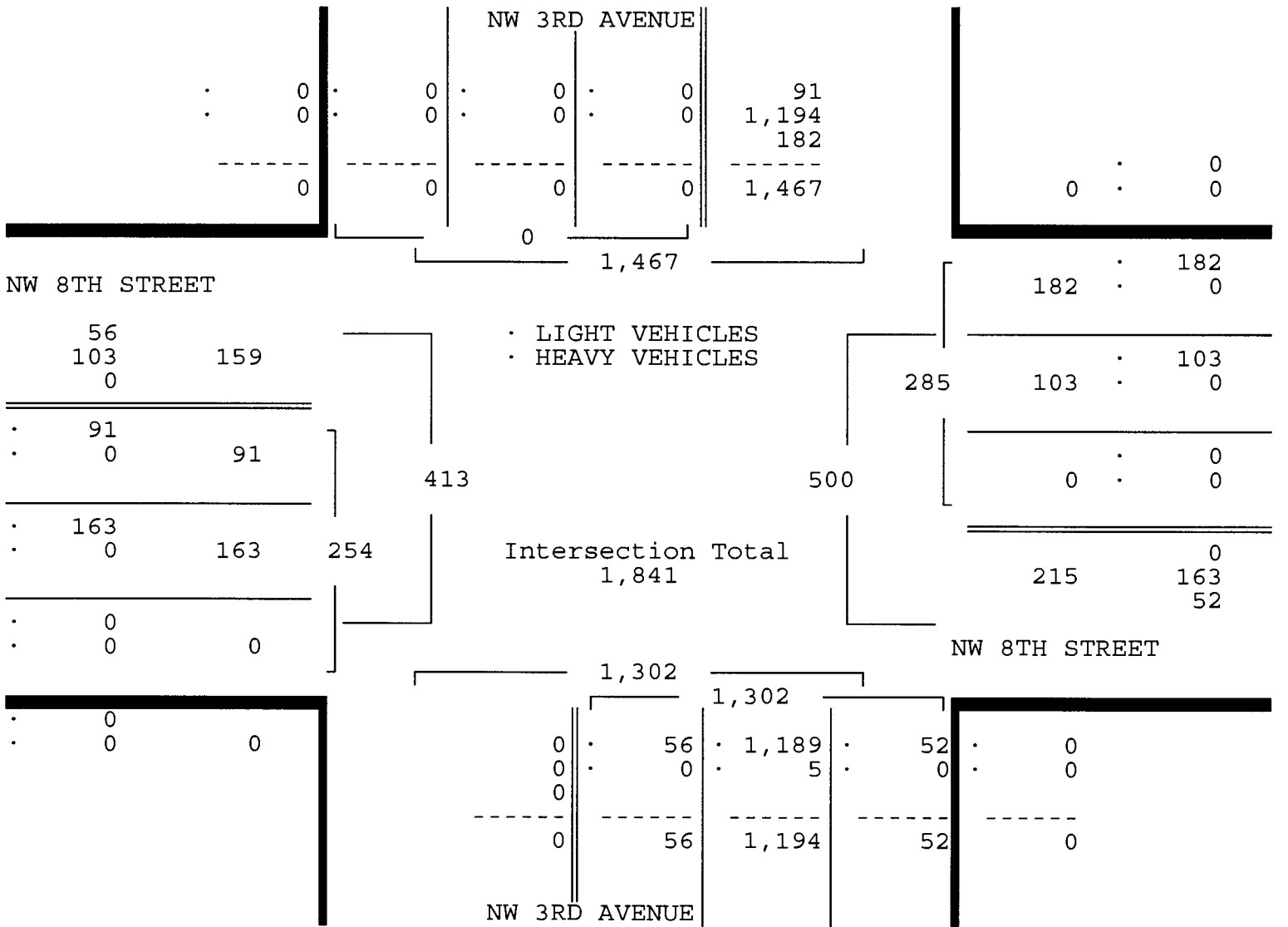
NW 8TH STREET & NW 3RD AVENUE
 MIAMI, FLORIDA
 COUNTED BY: MICHAEL MALONE
 SIGNALIZED

TRAFFIC SURVEY SPECIALISTS, INC.
 624 GARDENIA TERRACE
 DELRAY BEACH, FLORIDA 33444
 (561) 272-3255 FAX (561) 272-4381

Site Code : 00090010
 Start Date: 02/19/09
 File I.D. : 8STR_3AV
 Page : 3

LIGHT VEHICLES, HEAVY VEHICLES

NW 3RD AVENUE From North				NW 8TH STREET From East				NW 3RD AVENUE From South				NW 8TH STREET From West				Total
UTurn	Left	Thru	Right	UTurn	Left	Thru	Right	UTurn	Left	Thru	Right	UTurn	Left	Thru	Right	
Date 02/19/09																
Peak Hour Analysis By Entire Intersection for the Period: 16:00 to 18:00 on 02/19/09																
Peak start 16:30				16:30				16:30				16:30				
Volume	0	0	0	0	0	103	182	0	56	1194	52	0	91	163	0	
Percent	0%	0%	0%	0%	0%	36%	64%	0%	4%	92%	4%	0%	36%	64%	0%	
Pk total	0			285			1302			254						
Highest	07:00			17:00			17:00			17:15						
Volume	0	0	0	0	0	34	46	0	10	351	14	0	28	52	0	
Hi total	0			80			375			80						
PHF	.0			.89			.87			.79						



NW 8TH STREET & NW 3RD AVENUE
 MIAMI, FLORIDA
 COUNTED BY: MICHAEL MALONE
 SIGNALIZED

TRAFFIC SURVEY SPECIALISTS, INC.
 624 GARDENIA TERRACE
 DELRAY BEACH, FLORIDA 33444
 (561) 272-3255 FAX (561) 272-4381

Site Code : 00090010
 Start Date: 02/19/09
 File I.D. : 8STR_3AV
 Page : 1

HEAVY VEHICLES

Date	NW 3RD AVENUE From North				NW 8TH STREET From East				NW 3RD AVENUE From South				NW 8TH STREET From West				Total
	UTurn	Left	Thru	Right	UTurn	Left	Thru	Right	UTurn	Left	Thru	Right	UTurn	Left	Thru	Right	
02/19/09	-----																
07:00	0	0	0	0	0	0	0	0	0	0	0	0	0	0	1	0	1
07:15	0	0	0	0	0	0	0	0	0	0	0	0	0	0	0	0	0
07:30	0	0	0	0	0	0	0	0	0	0	1	0	0	0	1	0	2
07:45	0	0	0	0	0	0	0	0	0	0	1	0	0	0	0	0	1
Hr Total	0	0	0	0	0	0	0	0	0	0	2	0	0	0	2	0	4
08:00	0	0	0	0	0	0	0	0	0	0	2	0	0	0	0	0	2
08:15	0	0	0	0	0	0	0	0	0	0	1	0	0	0	1	0	2
08:30	0	0	0	0	0	0	0	0	0	0	1	0	0	0	1	0	2
08:45	0	0	0	0	0	0	0	0	0	0	0	0	0	0	1	0	1
Hr Total	0	0	0	0	0	0	0	0	0	0	4	0	0	0	3	0	7
----- * BREAK * -----																	
16:00	0	0	0	0	0	0	0	0	0	0	0	0	0	0	0	0	0
16:15	0	0	0	0	0	0	0	0	0	0	2	0	0	0	2	0	4
16:30	0	0	0	0	0	0	0	0	0	0	1	0	0	0	0	0	1
16:45	0	0	0	0	0	0	0	0	0	0	3	0	0	0	0	0	3
Hr Total	0	0	0	0	0	0	0	0	0	0	6	0	0	0	2	0	8
17:00	0	0	0	0	0	0	0	0	0	0	0	0	0	0	0	0	0
17:15	0	0	0	0	0	0	0	0	0	0	1	0	0	0	0	0	1
17:30	0	0	0	0	0	0	0	0	0	0	1	0	0	0	0	0	1
17:45	0	0	0	0	0	0	0	0	0	0	0	0	0	0	1	0	1
Hr Total	0	0	0	0	0	0	0	0	0	0	2	0	0	0	1	0	3

TOTAL	0	0	0	0	0	0	0	0	0	0	14	0	0	0	8	0	22

TRAFFIC SURVEY SPECIALISTS, INC.

NW 8TH STREET & NW 3RD AVENUE
 MIAMI, FLORIDA
 COUNTED BY: MICHAEL MALONE
 SIGNALIZED

624 GARDENIA TERRACE
 DELRAY BEACH, FLORIDA 33444
 (561) 272-3255 FAX (561) 272-4381

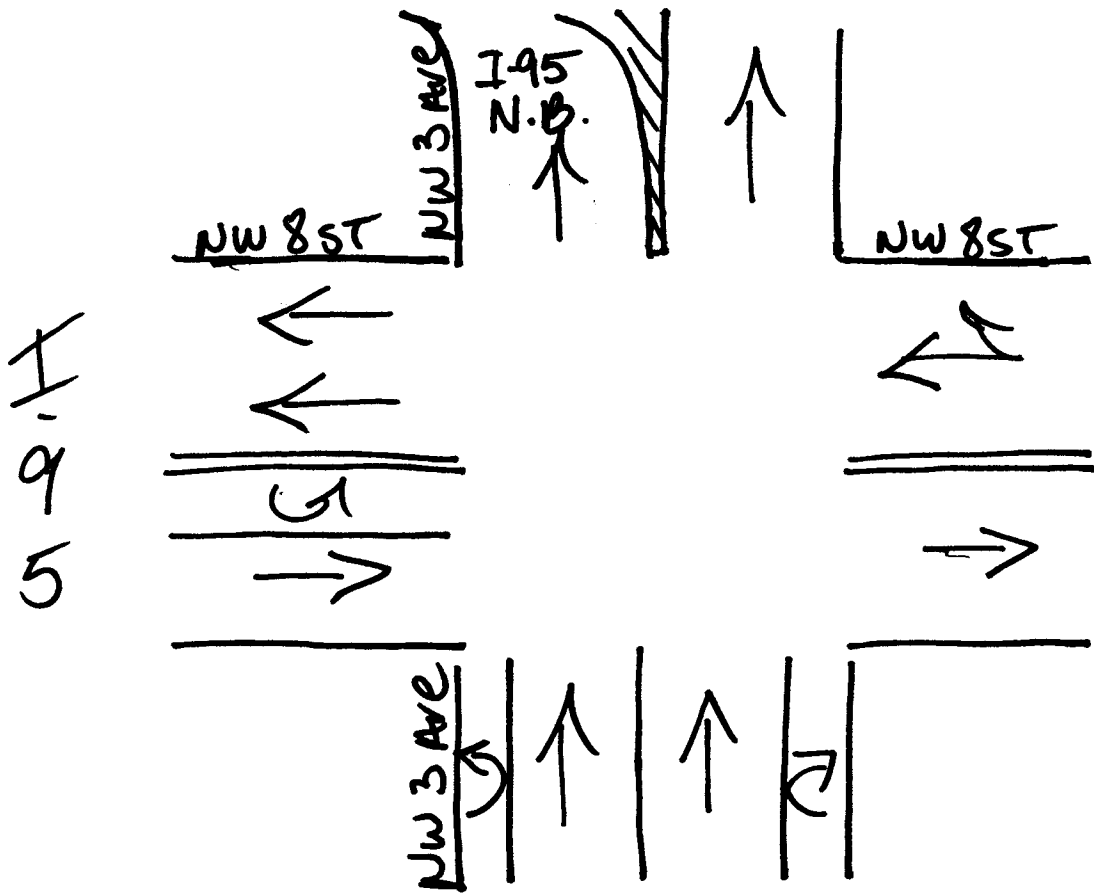
Site Code : 00090010
 Start Date: 02/19/09
 File I.D. : 8STR_3AV
 Page : 1

PEDESTRIANS

Date	NW 3RD AVENUE From North				NW 8TH STREET From East				NW 3RD AVENUE From South				NW 8TH STREET From West				Total
	Left	Thru	RIGHT	PEDS	Left	Thru	RIGHT	PEDS	Left	Thru	RIGHT	PEDS	Left	Thru	RIGHT	PEDS	
02/19/09	-----																
07:00	0	0	0	1	0	0	0	1	0	0	0	0	0	0	0	2	4
07:15	0	0	0	1	0	0	0	0	0	0	0	0	0	0	0	0	1
07:30	0	0	0	2	0	0	0	2	0	0	0	1	0	0	0	0	5
07:45	0	0	0	3	0	0	0	0	0	0	0	0	0	0	0	1	4
Hr Total	0	0	0	7	0	0	0	3	0	0	0	1	0	0	0	3	14
08:00	0	0	0	1	0	0	0	2	0	0	0	0	0	0	0	0	3
08:15	0	0	0	3	0	0	0	1	0	0	0	0	0	0	0	2	6
08:30	0	0	0	1	0	0	0	1	0	0	0	2	0	0	0	0	4
08:45	0	0	0	1	0	0	0	0	0	0	0	0	0	0	0	1	2
Hr Total	0	0	0	6	0	0	0	4	0	0	0	2	0	0	0	3	15
----- * BREAK * -----																	
16:00	0	0	0	0	0	0	0	0	0	0	0	0	0	0	0	0	0
16:15	0	0	0	0	0	0	0	0	0	0	0	0	0	0	0	0	0
16:30	0	0	0	2	0	0	0	3	0	0	0	5	0	0	0	0	10
16:45	0	0	0	4	0	0	0	2	0	0	0	2	0	0	0	0	8
Hr Total	0	0	0	6	0	0	0	5	0	0	0	7	0	0	0	0	18
17:00	0	0	0	5	0	0	0	0	0	0	0	2	0	0	0	1	8
17:15	0	0	0	1	0	0	0	0	0	0	0	0	0	0	0	0	1
17:30	0	0	0	0	0	0	0	1	0	0	0	1	0	0	0	2	4
17:45	0	0	0	1	0	0	0	1	0	0	0	6	0	0	0	2	10
Hr Total	0	0	0	7	0	0	0	2	0	0	0	9	0	0	0	5	23

TOTAL	0	0	0	26	0	0	0	14	0	0	0	19	0	0	0	11	70

↑
North



I
9
5

Miami, Florida
February 19, 2009
drawn by: Luis Palomino
Signalized

NW 6TH STREET & NW 3RD AVENUE
 MIAMI, FLORIDA
 COUNTED BY: CARLOS WILTZ
 SIGNALIZED

TRAFFIC SURVEY SPECIALISTS, INC.
 624 GARDENIA TERRACE
 DELRAY BEACH, FLORIDA 33444
 (561) 272-3255 FAX (561) 272-4381

Site Code : 00090010
 Start Date: 02/19/09
 File I.D. : 6STR_3AV
 Page : 1

LIGHT VEHICLES, HEAVY VEHICLES

Date	NW 3RD AVENUE From North				NW 6TH STREET From East				NW 3RD AVENUE From South				NW 6TH STREET From West				Total
	UTurn	Left	Thru	Right	UTurn	Left	Thru	Right	UTurn	Left	Thru	Right	UTurn	Left	Thru	Right	
02/19/09	-----																
07:00	0	0	0	0	0	0	20	11	0	10	67	0	0	0	0	0	108
07:15	0	0	0	0	0	0	19	9	0	14	92	0	0	0	0	0	134
07:30	0	0	0	0	0	0	32	9	0	8	94	0	0	0	0	0	143
07:45	0	0	0	0	0	0	32	13	0	7	104	0	0	0	0	0	156
Hr Total	0	0	0	0	0	0	103	42	0	39	357	0	0	0	0	0	541
08:00	0	0	0	0	0	0	46	12	0	12	111	0	0	0	0	0	181
08:15	0	0	0	0	0	0	48	16	0	7	151	0	0	0	0	0	222
08:30	0	0	0	0	0	0	41	16	0	12	110	0	0	0	0	0	179
08:45	0	0	0	0	0	0	39	11	0	6	100	0	0	0	0	0	156
Hr Total	0	0	0	0	0	0	174	55	0	37	472	0	0	0	0	0	738
----- * BREAK * -----																	
16:00	0	0	0	0	0	0	97	55	0	11	199	0	0	0	0	0	362
16:15	0	0	0	0	0	0	70	41	0	5	167	0	0	0	0	0	283
16:30	0	0	0	0	0	0	71	91	0	9	192	0	0	0	0	0	363
16:45	0	0	0	0	0	0	94	67	0	10	243	0	0	0	0	0	414
Hr Total	0	0	0	0	0	0	332	254	0	35	801	0	0	0	0	0	1422
17:00	0	0	0	0	0	0	130	101	0	12	284	0	0	0	0	0	527
17:15	0	0	0	0	0	0	86	57	0	20	259	0	0	0	0	0	422
17:30	0	0	0	0	0	0	58	50	0	16	196	0	0	0	0	0	320
17:45	0	0	0	0	0	0	77	42	0	4	190	0	0	0	0	0	313
Hr Total	0	0	0	0	0	0	351	250	0	52	929	0	0	0	0	0	1582

TOTAL	0	0	0	0	0	0	960	601	0	163	2559	0	0	0	0	0	4283

NW 6TH STREET & NW 3RD AVENUE
 MIAMI, FLORIDA
 COUNTED BY: CARLOS WILTZ
 SIGNALIZED

TRAFFIC SURVEY SPECIALISTS, INC.
 624 GARDENIA TERRACE
 DELRAY BEACH, FLORIDA 33444
 (561) 272-3255 FAX (561) 272-4381

Site Code : 00090010
 Start Date: 02/19/09
 File I.D. : 6STR_3AV
 Page : 2

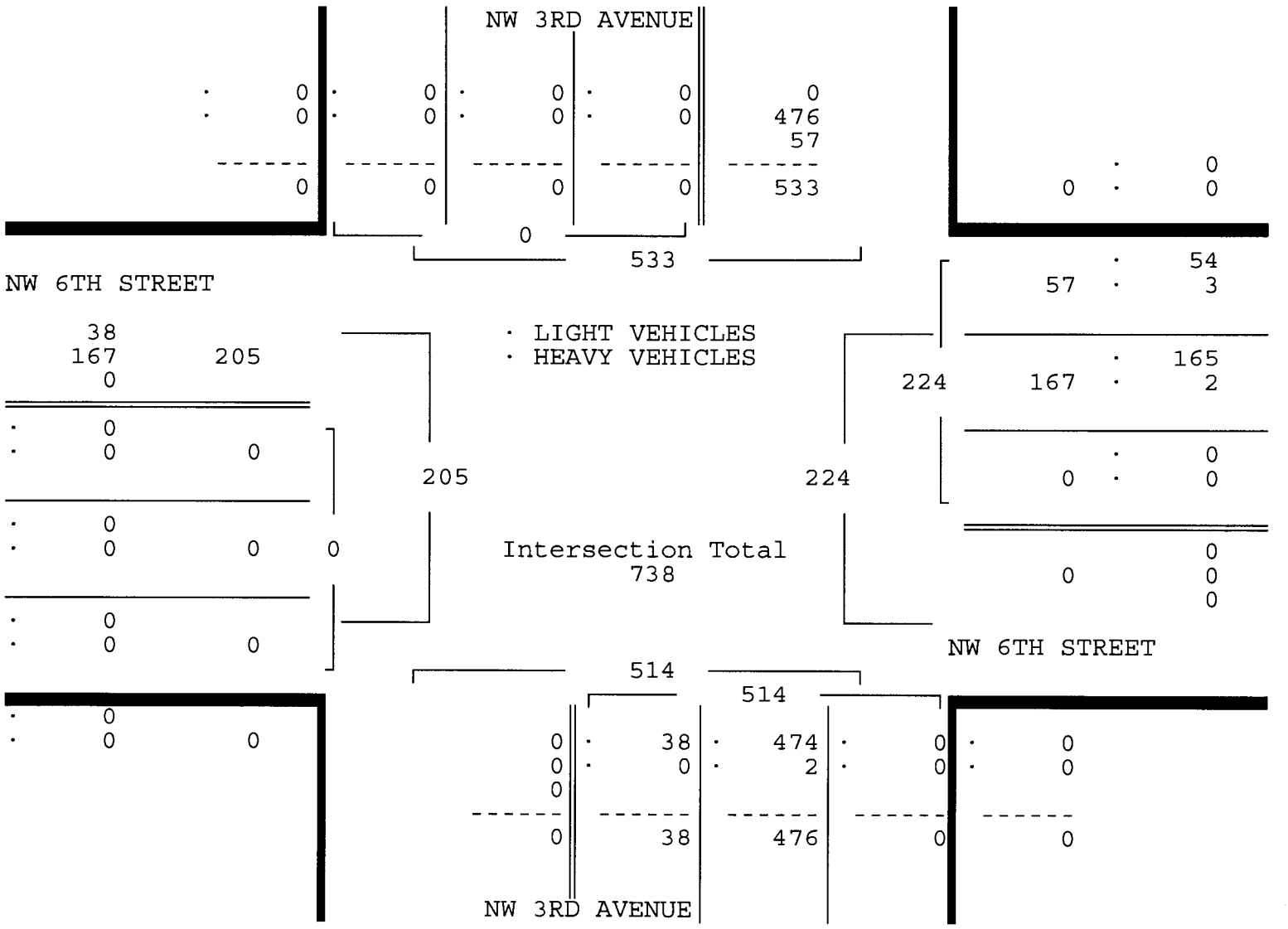
LIGHT VEHICLES, HEAVY VEHICLES

NW 3RD AVENUE From North				NW 6TH STREET From East				NW 3RD AVENUE From South				NW 6TH STREET From West				Total
UTurn	Left	Thru	Right	UTurn	Left	Thru	Right	UTurn	Left	Thru	Right	UTurn	Left	Thru	Right	

Date 02/19/09

Peak Hour Analysis By Entire Intersection for the Period: 07:00 to 09:00 on 02/19/09

Peak start 07:45				07:45				07:45				07:45			
Volume	0	0	0	0	0	167	57	0	38	476	0	0	0	0	0
Percent	0%	0%	0%	0%	0%	75%	25%	0%	7%	93%	0%	0%	0%	0%	0%
Pk total	0			224				514				0			
Highest	07:00			08:15				08:15				07:00			
Volume	0	0	0	0	0	48	16	0	7	151	0	0	0	0	0
Hi total	0			64				158				0			
PHF	.0			.88				.81				.0			



NW 6TH STREET & NW 3RD AVENUE
 MIAMI, FLORIDA
 COUNTED BY: CARLOS WILTZ
 SIGNALIZED

TRAFFIC SURVEY SPECIALISTS, INC.
 624 GARDENIA TERRACE
 DELRAY BEACH, FLORIDA 33444
 (561) 272-3255 FAX (561) 272-4381

Site Code : 00090010
 Start Date: 02/19/09
 File I.D. : 6STR_3AV
 Page : 3

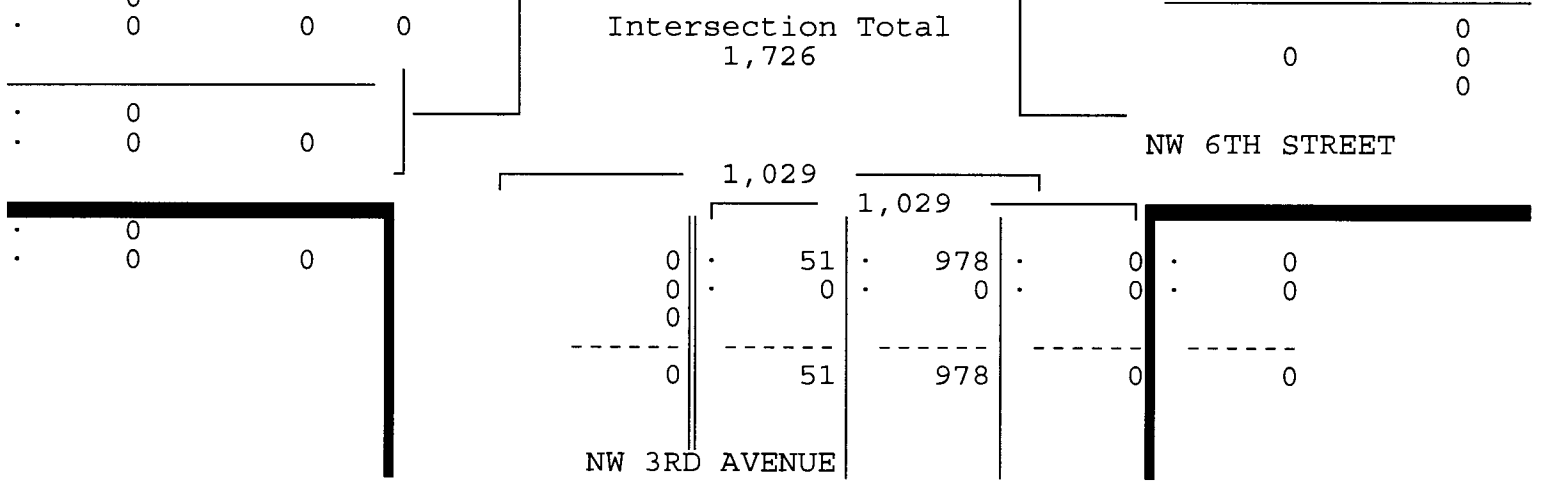
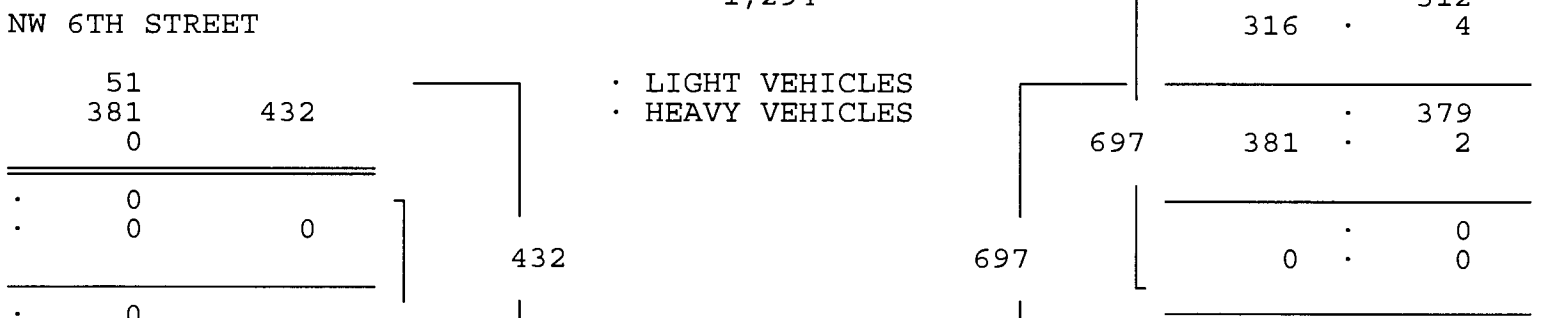
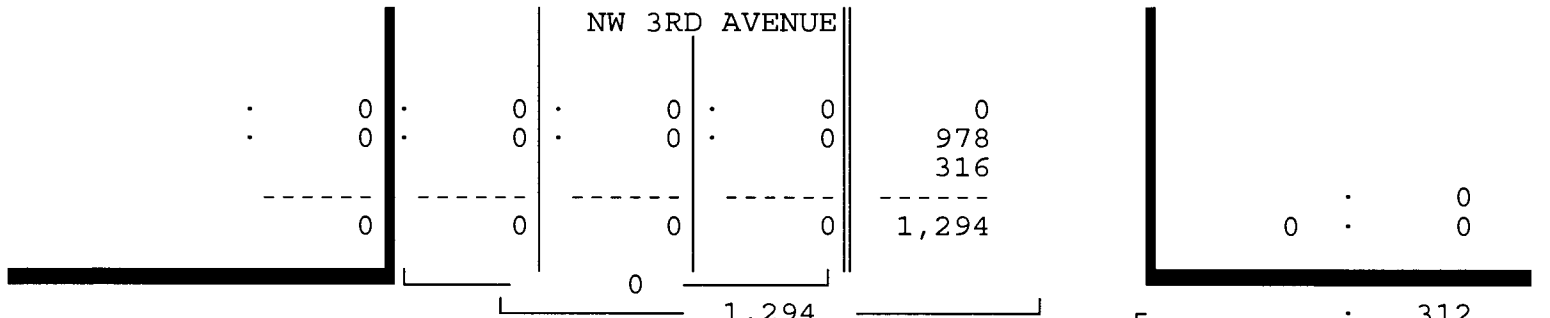
LIGHT VEHICLES, HEAVY VEHICLES

NW 3RD AVENUE From North				NW 6TH STREET From East				NW 3RD AVENUE From South				NW 6TH STREET From West				Total
UTurn	Left	Thru	Right	UTurn	Left	Thru	Right	UTurn	Left	Thru	Right	UTurn	Left	Thru	Right	

Date 02/19/09

Peak Hour Analysis By Entire Intersection for the Period: 16:00 to 18:00 on 02/19/09

Peak start 16:30				16:30				16:30				16:30			
Volume	0	0	0	0	0	381	316	0	51	978	0	0	0	0	0
Percent	0%	0%	0%	0%	0%	55%	45%	0%	5%	95%	0%	0%	0%	0%	0%
Pk total	0			697				1029				0			
Highest	07:00			17:00				17:00				07:00			
Volume	0	0	0	0	0	130	101	0	12	284	0	0	0	0	0
Hi total	0			231				296				0			
PHF	.0			.75				.87				.0			



NW 6TH STREET & NW 3RD AVENUE
 MIAMI, FLORIDA
 COUNTED BY: CARLOS WILTZ
 SIGNALIZED

TRAFFIC SURVEY SPECIALISTS, INC.
 624 GARDENIA TERRACE
 DELRAY BEACH, FLORIDA 33444
 (561) 272-3255 FAX (561) 272-4381

Site Code : 00090010
 Start Date: 02/19/09
 File I.D. : 6STR_3AV
 Page : 1

HEAVY VEHICLES

Date 02/19/09	NW 3RD AVENUE From North				NW 6TH STREET From East				NW 3RD AVENUE From South				NW 6TH STREET From West				Total
	UTurn	Left	Thru	Right	UTurn	Left	Thru	Right	UTurn	Left	Thru	Right	UTurn	Left	Thru	Right	
07:00	0	0	0	0	0	0	0	0	0	0	0	0	0	0	0	0	0
07:15	0	0	0	0	0	0	0	0	0	0	0	0	0	0	0	0	0
07:30	0	0	0	0	0	0	0	0	0	0	0	0	0	0	0	0	0
07:45	0	0	0	0	0	0	1	0	0	0	2	0	0	0	0	0	3
Hr Total	0	0	0	0	0	0	1	0	0	0	2	0	0	0	0	0	3
08:00	0	0	0	0	0	0	0	1	0	0	0	0	0	0	0	0	1
08:15	0	0	0	0	0	0	1	1	0	0	0	0	0	0	0	0	2
08:30	0	0	0	0	0	0	0	1	0	0	0	0	0	0	0	0	1
08:45	0	0	0	0	0	0	0	0	0	0	1	0	0	0	0	0	1
Hr Total	0	0	0	0	0	0	1	3	0	0	1	0	0	0	0	0	5
* BREAK *																	
16:00	0	0	0	0	0	0	0	1	0	0	0	0	0	0	0	0	1
16:15	0	0	0	0	0	0	0	1	0	0	1	0	0	0	0	0	2
16:30	0	0	0	0	0	0	1	1	0	0	0	0	0	0	0	0	2
16:45	0	0	0	0	0	0	1	2	0	0	0	0	0	0	0	0	3
Hr Total	0	0	0	0	0	0	2	5	0	0	1	0	0	0	0	0	8
17:00	0	0	0	0	0	0	0	0	0	0	0	0	0	0	0	0	0
17:15	0	0	0	0	0	0	0	1	0	0	0	0	0	0	0	0	1
17:30	0	0	0	0	0	0	1	1	0	0	0	0	0	0	0	0	2
17:45	0	0	0	0	0	0	0	0	0	0	0	0	0	0	0	0	0
Hr Total	0	0	0	0	0	0	1	2	0	0	0	0	0	0	0	0	3
TOTAL	0	0	0	0	0	0	5	10	0	0	4	0	0	0	0	0	19

NW 6TH STREET & NW 3RD AVENUE
 MIAMI, FLORIDA
 COUNTED BY: CARLOS WILTZ
 SIGNALIZED

TRAFFIC SURVEY SPECIALISTS, INC.
 624 GARDENIA TERRACE
 DELRAY BEACH, FLORIDA 33444
 (561) 272-3255 FAX (561) 272-4381

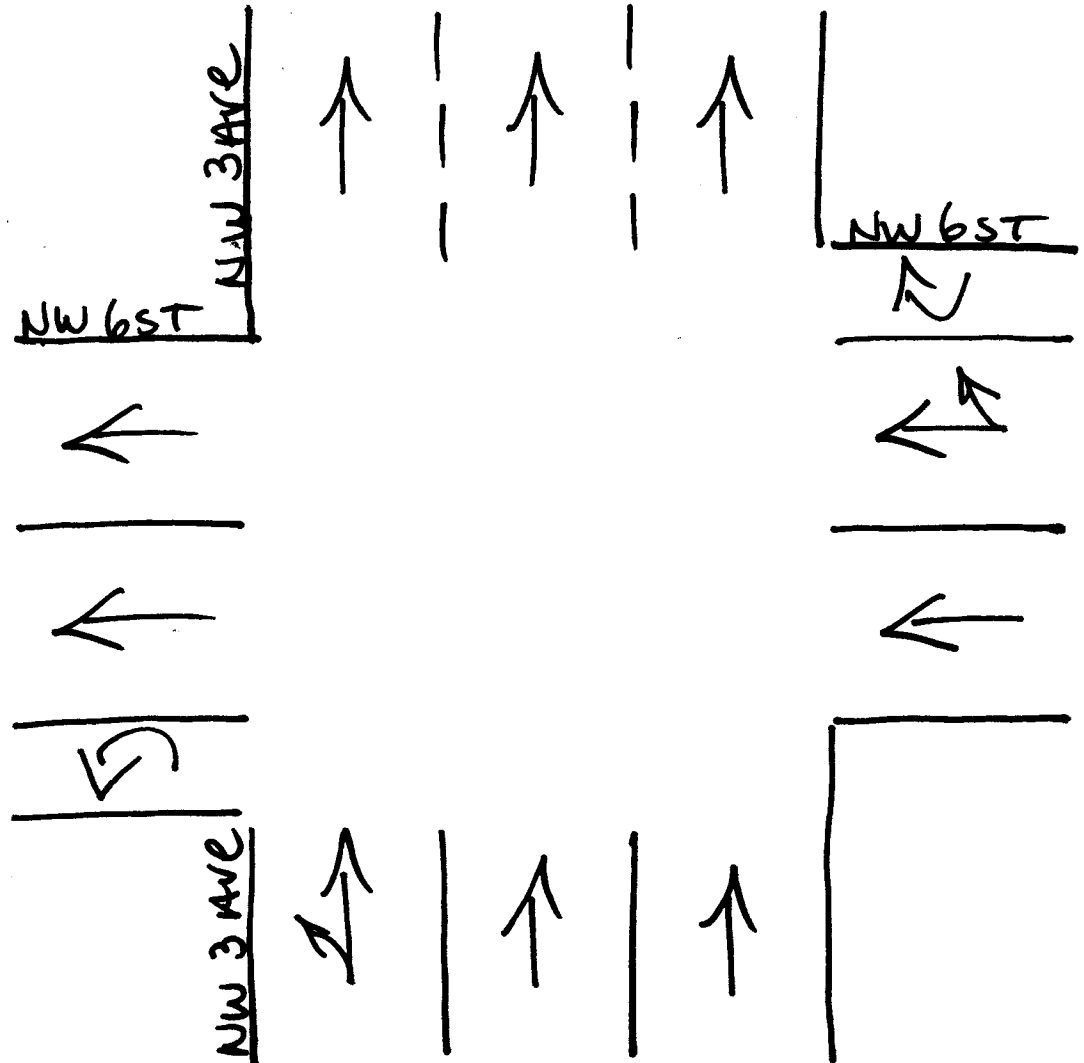
Site Code : 00090010
 Start Date: 02/19/09
 File I.D. : 6STR_3AV
 Page : 1

PEDESTRIANS

Date	NW 3RD AVENUE From North				NW 6TH STREET From East				NW 3RD AVENUE From South				NW 6TH STREET From West				Total
	Left	Thru	RIGHT	PEDS	Left	Thru	RIGHT	PEDS	Left	Thru	RIGHT	PEDS	Left	Thru	RIGHT	PEDS	
02/19/09	-----																
07:00	0	0	0	0	0	0	0	10	0	0	0	3	0	0	0	0	13
07:15	0	0	0	2	0	0	0	1	0	0	0	0	0	0	0	0	3
07:30	0	0	0	3	0	0	0	4	0	0	0	0	0	0	0	0	7
07:45	0	0	0	1	0	0	0	5	0	0	0	0	0	0	0	0	6
Hr Total	0	0	0	6	0	0	0	20	0	0	0	3	0	0	0	0	29
08:00	0	0	0	2	0	0	0	4	0	0	0	0	0	0	0	0	6
08:15	0	0	0	1	0	0	0	2	0	0	0	1	0	0	0	0	4
08:30	0	0	0	1	0	0	0	1	0	0	0	1	0	0	0	0	3
08:45	0	0	0	4	0	0	0	3	0	0	0	0	0	0	0	1	8
Hr Total	0	0	0	8	0	0	0	10	0	0	0	2	0	0	0	1	21
----- * BREAK * -----																	
16:00	0	0	0	6	0	0	0	1	0	0	0	2	0	0	0	0	9
16:15	0	0	0	0	0	0	0	0	0	0	0	0	0	0	0	0	0
16:30	0	0	0	4	0	0	0	0	0	0	0	0	0	0	0	0	4
16:45	0	0	0	2	0	0	0	2	0	0	0	1	0	0	0	0	5
Hr Total	0	0	0	12	0	0	0	3	0	0	0	3	0	0	0	0	18
17:00	0	0	0	0	0	0	0	0	0	0	0	0	0	0	0	0	0
17:15	0	0	0	0	0	0	0	1	0	0	0	0	0	0	0	0	1
17:30	0	0	0	0	0	0	0	5	0	0	0	0	0	0	0	0	5
17:45	0	0	0	0	0	0	0	5	0	0	0	0	0	0	0	0	5
Hr Total	0	0	0	0	0	0	0	11	0	0	0	0	0	0	0	0	11

TOTAL	0	0	0	26	0	0	0	44	0	0	0	8	0	0	0	1	79

↑
North



Miami, Florida
February 19, 2009
drawn by: Luis Palomino
Signalized

NW 5TH STREET & NW 3RD AVENUE
 MIAMI, FLORIDA
 COUNTED BY: ISIDRO GONZALEZ
 SIGNALIZED

TRAFFIC SURVEY SPECIALISTS, INC.
 624 GARDENIA TERRACE
 DELRAY BEACH, FLORIDA 33444
 (561) 272-3255 FAX (561) 272-4381

Site Code : 00090010
 Start Date: 02/19/09
 File I.D. : 5STR_3AV
 Page : 1

LIGHT VEHICLES, HEAVY VEHICLES

Date	NW 3RD AVENUE From North				NW 5TH STREET From East				NW 3RD AVENUE From South				NW 5TH STREET From West				Total
	UTurn	Left	Thru	Right	UTurn	Left	Thru	Right	UTurn	Left	Thru	Right	UTurn	Left	Thru	Right	
02/19/09	-----																
07:00	0	0	0	0	0	0	0	0	0	0	75	39	0	5	132	0	251
07:15	0	0	0	0	0	0	0	0	0	0	98	47	0	7	107	0	259
07:30	0	0	0	0	0	0	0	0	0	0	93	61	0	10	167	0	331
07:45	0	0	0	0	0	0	0	0	0	0	107	71	0	7	237	0	422
Hr Total	0	0	0	0	0	0	0	0	0	0	373	218	0	29	643	0	1263
08:00	0	0	0	0	0	0	0	0	0	0	124	90	0	25	180	0	419
08:15	0	0	0	0	0	0	0	0	0	0	136	93	0	15	182	0	426
08:30	0	0	0	0	0	0	0	0	0	0	107	61	0	12	164	0	344
08:45	0	0	0	0	0	0	0	0	0	0	84	74	0	19	182	0	359
Hr Total	0	0	0	0	0	0	0	0	0	0	451	318	0	71	708	0	1548
----- * BREAK * -----																	
16:00	0	0	0	0	0	0	0	0	0	0	190	16	0	21	60	0	287
16:15	0	0	0	0	0	0	0	0	0	0	158	12	0	13	47	0	230
16:30	0	0	0	0	0	0	0	0	0	0	183	17	0	15	62	0	277
16:45	0	0	0	0	0	0	0	0	0	0	228	29	0	23	50	0	330
Hr Total	0	0	0	0	0	0	0	0	0	0	759	74	0	72	219	0	1124
17:00	0	0	0	0	0	0	0	0	0	0	277	40	0	19	68	0	404
17:15	0	0	0	0	0	0	0	0	0	0	252	32	0	22	66	0	372
17:30	0	0	0	0	0	0	0	0	0	0	197	36	0	19	56	0	308
17:45	0	0	0	0	0	0	0	0	0	0	177	28	0	15	60	0	280
Hr Total	0	0	0	0	0	0	0	0	0	0	903	136	0	75	250	0	1364

TOTAL	0	0	0	0	0	0	0	0	0	0	2486	746	0	247	1820	0	5299

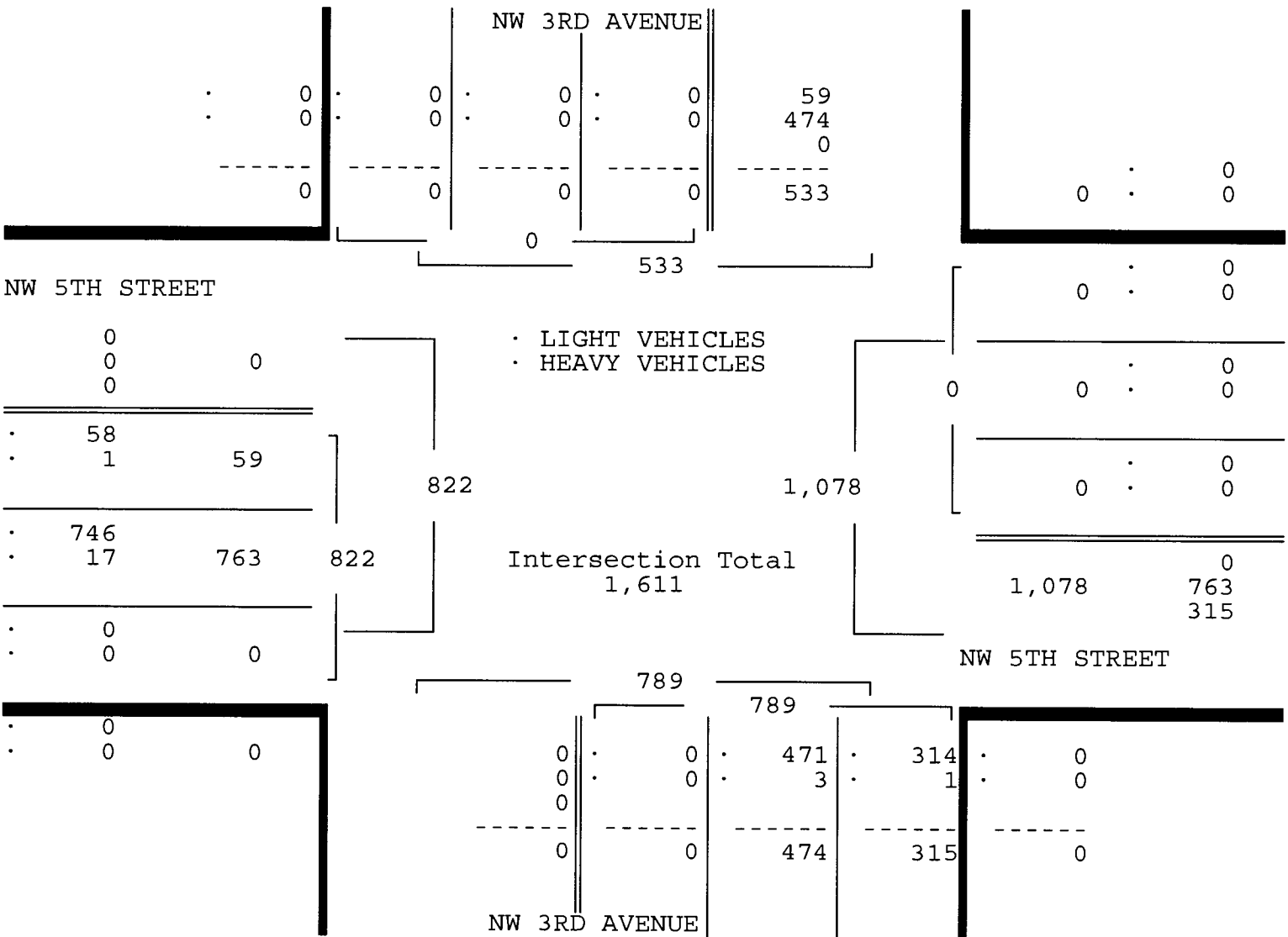
NW 5TH STREET & NW 3RD AVENUE
 MIAMI, FLORIDA
 COUNTED BY: ISIDRO GONZALEZ
 SIGNALIZED

TRAFFIC SURVEY SPECIALISTS, INC.
 624 GARDENIA TERRACE
 DELRAY BEACH, FLORIDA 33444
 (561) 272-3255 FAX (561) 272-4381

Site Code : 00090010
 Start Date: 02/19/09
 File I.D. : 5STR_3AV
 Page : 2

LIGHT VEHICLES, HEAVY VEHICLES

Date	NW 3RD AVENUE From North				NW 5TH STREET From East				NW 3RD AVENUE From South				NW 5TH STREET From West				Total
	UTurn	Left	Thru	Right	UTurn	Left	Thru	Right	UTurn	Left	Thru	Right	UTurn	Left	Thru	Right	
02/19/09																	
Peak Hour Analysis By Entire Intersection for the Period: 07:00 to 09:00 on 02/19/09																	
Peak start	07:45				07:45				07:45								
Volume	0	0	0	0	0	0	0	0	0	0	474	315	0	59	763	0	
Percent	0%	0%	0%	0%	0%	0%	0%	0%	0%	0%	60%	40%	0%	7%	93%	0%	
Pk total	0				0				789				822				
Highest	07:00				07:00				08:15				07:45				
Volume	0	0	0	0	0	0	0	0	0	0	136	93	0	7	237	0	
Hi total	0				0				229				244				
PHF	.0				.0				.86				.84				



NW 5TH STREET & NW 3RD AVENUE
 MIAMI, FLORIDA
 COUNTED BY: ISIDRO GONZALEZ
 SIGNALIZED

TRAFFIC SURVEY SPECIALISTS, INC.
 624 GARDENIA TERRACE
 DELRAY BEACH, FLORIDA 33444
 (561) 272-3255 FAX (561) 272-4381

Site Code : 00090010
 Start Date: 02/19/09
 File I.D. : 5STR_3AV
 Page : 3

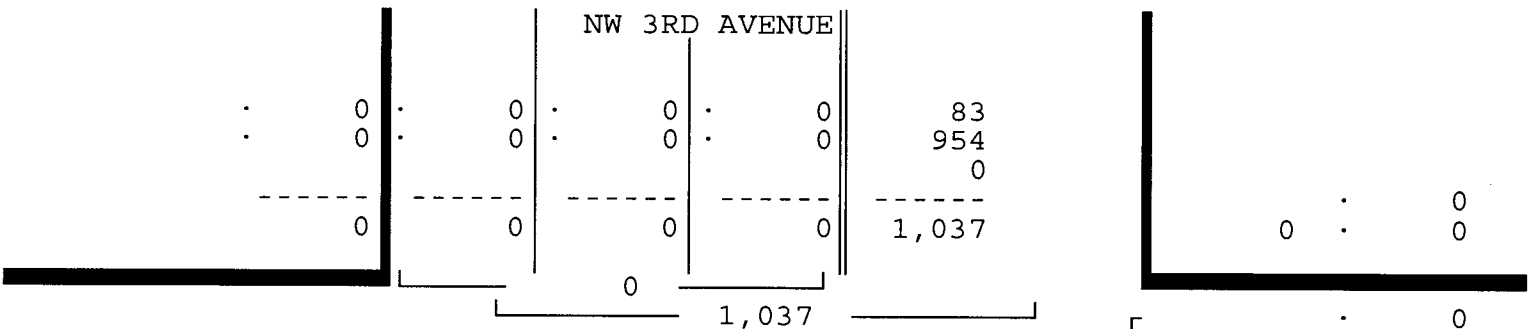
LIGHT VEHICLES, HEAVY VEHICLES

NW 3RD AVENUE From North				NW 5TH STREET From East				NW 3RD AVENUE From South				NW 5TH STREET From West				Total
UTurn	Left	Thru	Right	UTurn	Left	Thru	Right	UTurn	Left	Thru	Right	UTurn	Left	Thru	Right	

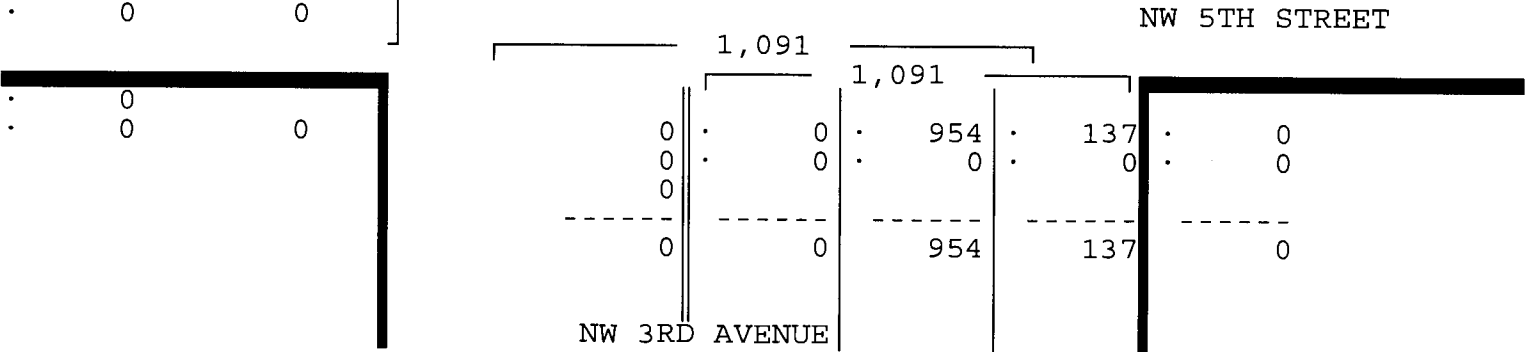
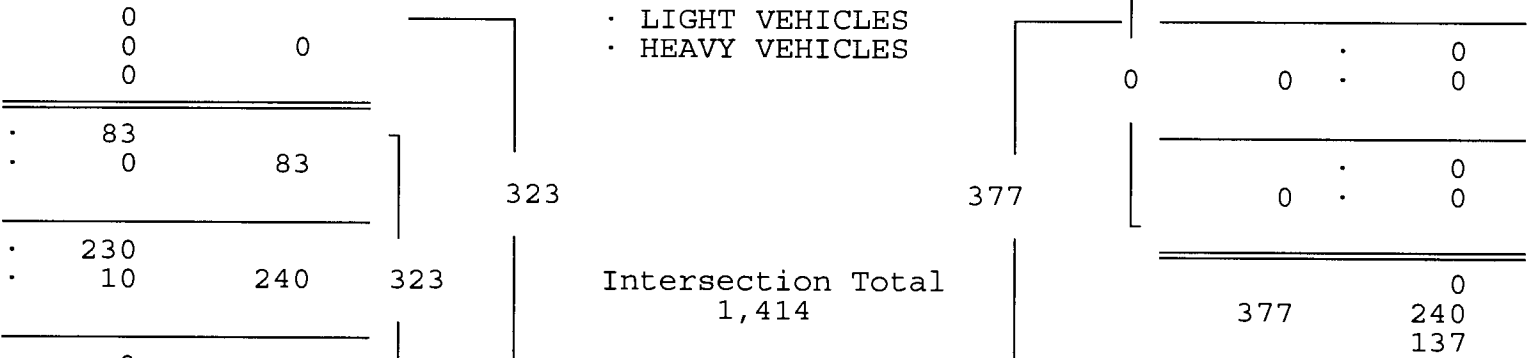
Date 02/19/09

Peak Hour Analysis By Entire Intersection for the Period: 16:00 to 18:00 on 02/19/09

Peak start 16:45	16:45								16:45				16:45			
Volume	0	0	0	0	0	0	0	0	0	0	954	137	0	83	240	0
Percent	0%	0%	0%	0%	0%	0%	0%	0%	0%	0%	87%	13%	0%	26%	74%	0%
Pk total	0				0				1091				323			
Highest	07:00				07:00				17:00				17:15			
Volume	0	0	0	0	0	0	0	0	0	0	277	40	0	22	66	0
Hi total	0				0				317				88			
PHF	.0				.0				.86				.92			



NW 5TH STREET



NW 5TH STREET & NW 3RD AVENUE
 MIAMI, FLORIDA
 COUNTED BY: ISIDRO GONZALEZ
 SIGNALIZED

TRAFFIC SURVEY SPECIALISTS, INC.
 624 GARDENIA TERRACE
 DELRAY BEACH, FLORIDA 33444
 (561) 272-3255 FAX (561) 272-4381

Site Code : 00090010
 Start Date: 02/19/09
 File I.D. : 5STR_3AV
 Page : 1

HEAVY VEHICLES

Date	NW 3RD AVENUE From North				NW 5TH STREET From East				NW 3RD AVENUE From South				NW 5TH STREET From West				Total
	UTurn	Left	Thru	Right	UTurn	Left	Thru	Right	UTurn	Left	Thru	Right	UTurn	Left	Thru	Right	
02/19/09	-----																
07:00	0	0	0	0	0	0	0	0	0	0	0	0	0	0	3	0	3
07:15	0	0	0	0	0	0	0	0	0	0	0	0	0	0	5	0	5
07:30	0	0	0	0	0	0	0	0	0	0	0	0	0	0	5	0	5
07:45	0	0	0	0	0	0	0	0	0	0	1	1	0	1	8	0	11
Hr Total	0	0	0	0	0	0	0	0	0	0	1	1	0	1	21	0	24
08:00	0	0	0	0	0	0	0	0	0	0	2	0	0	0	3	0	5
08:15	0	0	0	0	0	0	0	0	0	0	0	0	0	0	2	0	2
08:30	0	0	0	0	0	0	0	0	0	0	0	0	0	0	4	0	4
08:45	0	0	0	0	0	0	0	0	0	0	1	0	0	0	7	0	8
Hr Total	0	0	0	0	0	0	0	0	0	0	3	0	0	0	16	0	19
----- * BREAK * -----																	
16:00	0	0	0	0	0	0	0	0	0	0	0	0	0	0	8	0	8
16:15	0	0	0	0	0	0	0	0	0	0	1	0	0	0	3	0	4
16:30	0	0	0	0	0	0	0	0	0	0	0	0	0	0	3	0	3
16:45	0	0	0	0	0	0	0	0	0	0	0	0	0	0	1	0	1
Hr Total	0	0	0	0	0	0	0	0	0	0	1	0	0	0	15	0	16
17:00	0	0	0	0	0	0	0	0	0	0	0	0	0	0	3	0	3
17:15	0	0	0	0	0	0	0	0	0	0	0	0	0	0	5	0	5
17:30	0	0	0	0	0	0	0	0	0	0	0	0	0	0	1	0	1
17:45	0	0	0	0	0	0	0	0	0	0	0	0	0	0	7	0	7
Hr Total	0	0	0	0	0	0	0	0	0	0	0	0	0	0	16	0	16

TOTAL	0	0	0	0	0	0	0	0	0	0	5	1	0	1	68	0	75

NW 5TH STREET & NW 3RD AVENUE
 MIAMI, FLORIDA
 COUNTED BY: ISIDRO GONZALEZ
 SIGNALIZED

TRAFFIC SURVEY SPECIALISTS, INC.
 624 GARDENIA TERRACE
 DELRAY BEACH, FLORIDA 33444
 (561) 272-3255 FAX (561) 272-4381

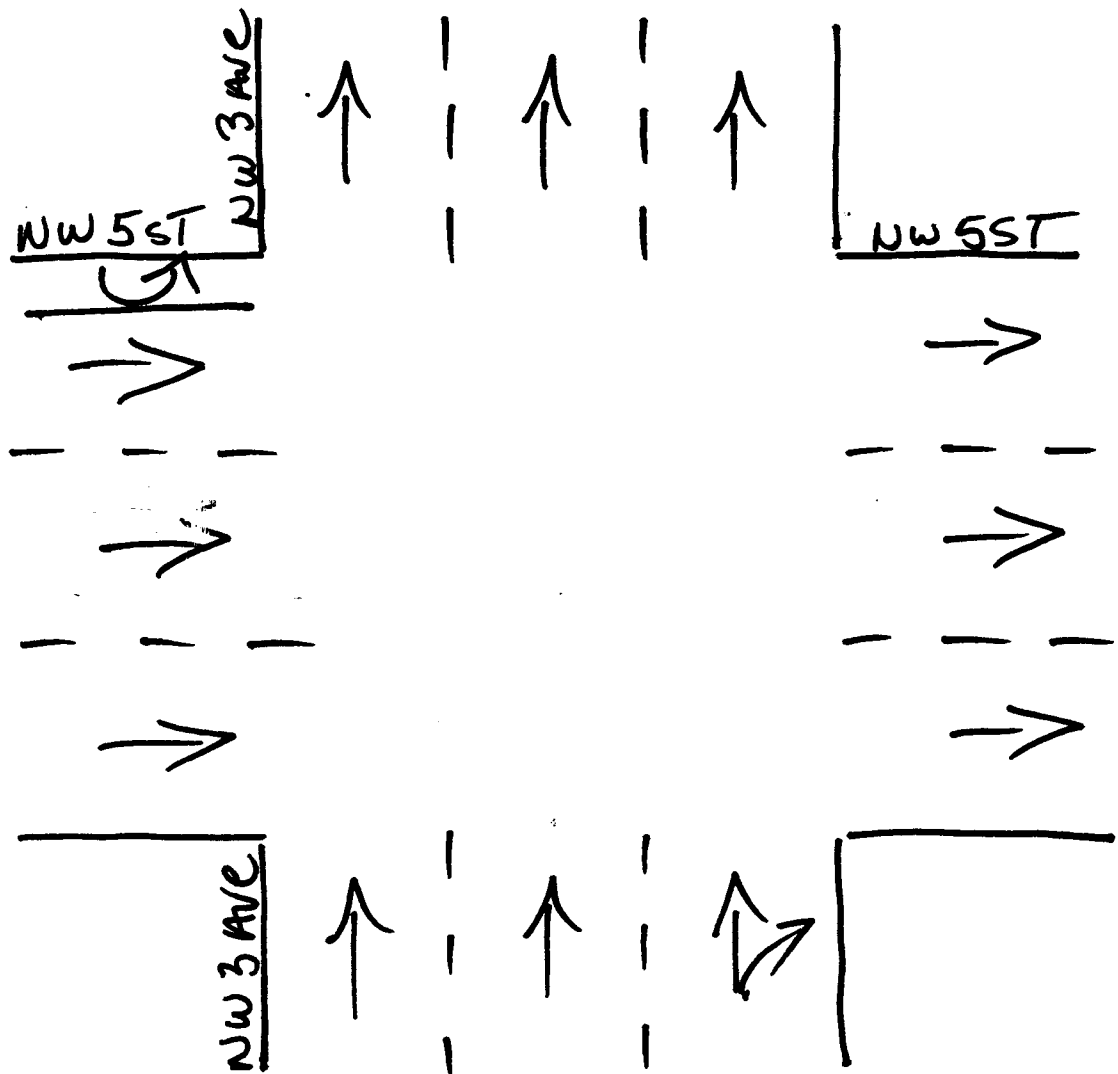
Site Code : 00090010
 Start Date: 02/19/09
 File I.D. : 5STR_3AV
 Page : 1

PEDESTRIANS

Date	NW 3RD AVENUE From North				NW 5TH STREET From East				NW 3RD AVENUE From South				NW 5TH STREET From West				Total
	Left	Thru	RIGHT	PEDS	Left	Thru	RIGHT	PEDS	Left	Thru	RIGHT	PEDS	Left	Thru	RIGHT	PEDS	
02/19/09	-----																
07:00	0	0	0	0	0	0	0	13	0	0	0	5	0	0	0	1	19
07:15	0	0	0	4	0	0	0	1	0	0	0	4	0	0	0	0	9
07:30	0	0	0	4	0	0	0	0	0	0	0	2	0	0	0	4	10
07:45	0	0	0	1	0	0	0	1	0	0	0	1	0	0	0	0	3
Hr Total	0	0	0	9	0	0	0	15	0	0	0	12	0	0	0	5	41
08:00	0	0	0	2	0	0	0	1	0	0	0	2	0	0	0	0	5
08:15	0	0	0	1	0	0	0	5	0	0	0	7	0	0	0	0	13
08:30	0	0	0	1	0	0	0	1	0	0	0	2	0	0	0	0	4
08:45	0	0	0	1	0	0	0	1	0	0	0	10	0	0	0	0	12
Hr Total	0	0	0	5	0	0	0	8	0	0	0	21	0	0	0	0	34
----- * BREAK * -----																	
16:00	0	0	0	1	0	0	0	0	0	0	0	3	0	0	0	0	4
16:15	0	0	0	4	0	0	0	1	0	0	0	10	0	0	0	0	15
16:30	0	0	0	3	0	0	0	2	0	0	0	6	0	0	0	0	11
16:45	0	0	0	4	0	0	0	3	0	0	0	8	0	0	0	0	15
Hr Total	0	0	0	12	0	0	0	6	0	0	0	27	0	0	0	0	45
17:00	0	0	0	3	0	0	0	0	0	0	0	3	0	0	0	0	6
17:15	0	0	0	4	0	0	0	1	0	0	0	6	0	0	0	0	11
17:30	0	0	0	2	0	0	0	4	0	0	0	3	0	0	0	0	9
17:45	0	0	0	5	0	0	0	7	0	0	0	6	0	0	0	0	18
Hr Total	0	0	0	14	0	0	0	12	0	0	0	18	0	0	0	0	44

TOTAL	0	0	0	40	0	0	0	41	0	0	0	78	0	0	0	5	164

↑
North



Miami, Florida
February 19, 2009
drawn by: Luis Palomino
Signalized

NW 8TH STREET & NW 3RD COURT
 MIAMI, FLORIDA
 COUNTED BY: MAURICE GOMEZ
 SIGNALIZED

TRAFFIC SURVEY SPECIALISTS, INC.
 624 GARDENIA TERRACE
 DELRAY BEACH, FLORIDA 33444
 (561) 272-3255 FAX (561) 272-4381

Site Code : 00090010
 Start Date: 02/19/09
 File I.D. : 8STR_3CT
 Page : 1

LIGHT VEHICLES, HEAVY VEHICLES

Date	NW 3RD COURT From North				NW 8TH STREET From East				NW 3RD COURT From South				NW 8TH STREET From West				Total
	UTurn	Left	Thru	Right	UTurn	Left	Thru	Right	UTurn	Left	Thru	Right	UTurn	Left	Thru	Right	
02/19/09	-----																
07:00	0	45	254	26	0	3	12	0	0	0	0	0	0	0	25	22	387
07:15	0	65	271	21	0	3	21	0	0	0	0	0	0	0	30	21	432
07:30	0	61	333	28	0	9	16	0	0	0	0	0	0	0	30	49	526
07:45	0	77	435	33	0	21	28	0	0	0	0	0	0	0	36	32	662
Hr Total	0	248	1293	108	0	36	77	0	0	0	0	0	0	0	121	124	2007
08:00	0	79	393	20	0	14	25	0	0	0	0	0	0	0	45	36	612
08:15	0	72	360	14	0	12	20	0	0	0	0	0	0	0	41	41	560
08:30	0	63	319	22	0	9	19	0	0	0	0	0	0	0	29	42	503
08:45	0	63	409	19	0	15	23	0	0	0	0	0	0	0	35	35	599
Hr Total	0	277	1481	75	0	50	87	0	0	0	0	0	0	0	150	154	2274

	* BREAK *																

16:00	0	38	134	20	0	13	31	0	0	0	0	0	0	0	29	41	306
16:15	0	43	122	25	1	10	19	0	0	0	0	0	0	0	28	27	275
16:30	0	33	120	14	0	8	22	0	0	0	0	0	0	0	21	34	252
16:45	0	33	119	17	0	13	30	0	0	0	0	0	0	0	25	29	266
Hr Total	0	147	495	76	1	44	102	0	0	0	0	0	0	0	103	131	1099
17:00	0	47	144	13	0	10	34	0	0	0	0	0	0	0	19	31	298
17:15	0	45	158	16	0	8	33	0	0	0	0	0	0	0	29	40	329
17:30	0	34	144	16	0	17	27	0	0	0	0	0	0	0	22	20	280
17:45	0	47	110	11	0	13	28	0	0	0	0	0	0	0	25	30	264
Hr Total	0	173	556	56	0	48	122	0	0	0	0	0	0	0	95	121	1171

TOTAL	0	845	3825	315	1	178	388	0	0	0	0	0	0	0	469	530	6551

NW 8TH STREET & NW 3RD COURT
 MIAMI, FLORIDA
 COUNTED BY: MAURICE GOMEZ
 SIGNALIZED

TRAFFIC SURVEY SPECIALISTS, INC.
 624 GARDENIA TERRACE
 DELRAY BEACH, FLORIDA 33444
 (561) 272-3255 FAX (561) 272-4381

Site Code : 00090010
 Start Date: 02/19/09
 File I.D. : 8STR_3CT
 Page : 2

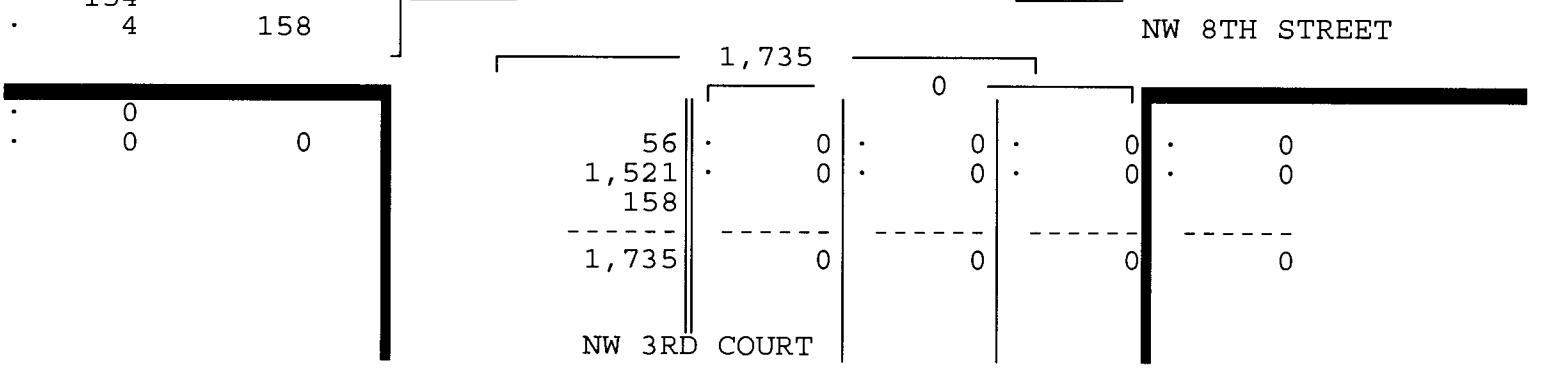
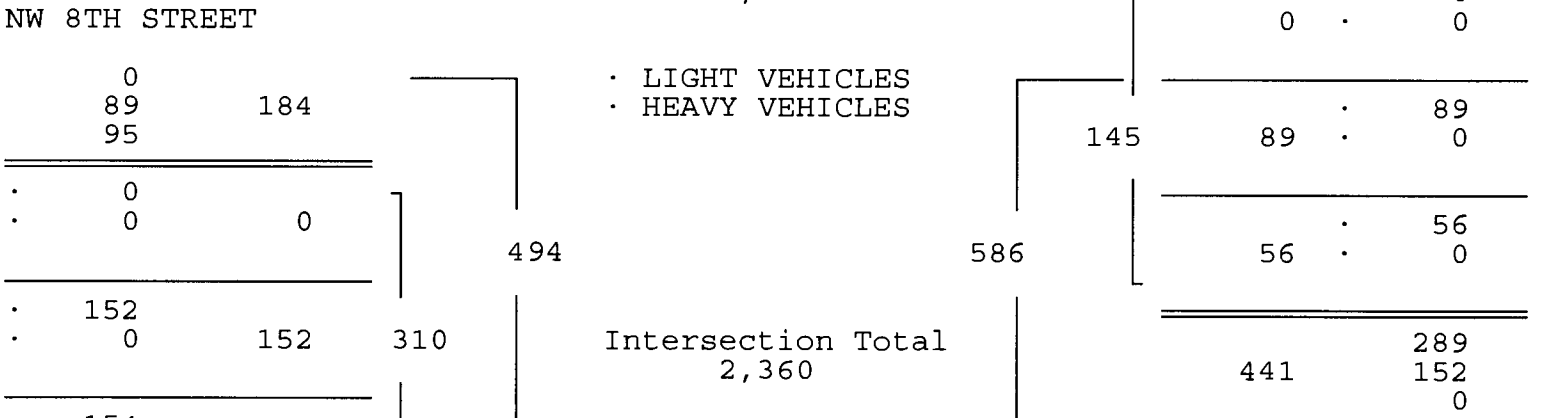

LIGHT VEHICLES, HEAVY VEHICLES

NW 3RD COURT				NW 8TH STREET				NW 3RD COURT				NW 8TH STREET				Total
From North				From East				From South				From West				
UTurn	Left	Thru	Right	UTurn	Left	Thru	Right	UTurn	Left	Thru	Right	UTurn	Left	Thru	Right	

Date 02/19/09

Peak Hour Analysis By Entire Intersection for the Period: 07:00 to 09:00 on 02/19/09

Peak start 07:30				07:30				07:30				07:30			
Volume	0	289	1521	95	0	56	89	0	0	0	0	0	0	152	158
Percent	0%	15%	80%	5%	0%	39%	61%	0%	0%	0%	0%	0%	0%	49%	51%
Pk total	1905			145				0				310			
Highest	07:45			07:45				07:00				08:15			
Volume	0	77	435	33	0	21	28	0	0	0	0	0	0	41	41
Hi total	545			49				0				82			
PHF	.87			.74				.0				.95			



NW 8TH STREET & NW 3RD COURT
 MIAMI, FLORIDA
 COUNTED BY: MAURICE GOMEZ
 SIGNALIZED

TRAFFIC SURVEY SPECIALISTS, INC.
 624 GARDENIA TERRACE
 DELRAY BEACH, FLORIDA 33444
 (561) 272-3255 FAX (561) 272-4381

Site Code : 00090010
 Start Date: 02/19/09
 File I.D. : 8STR_3CT
 Page : 3

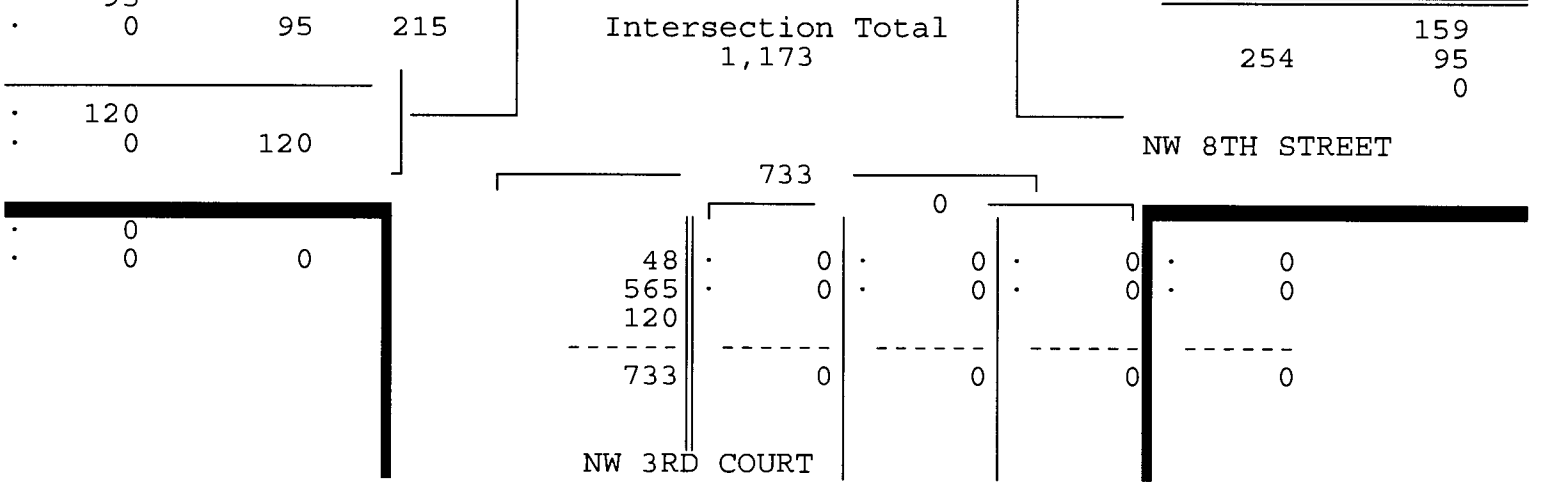
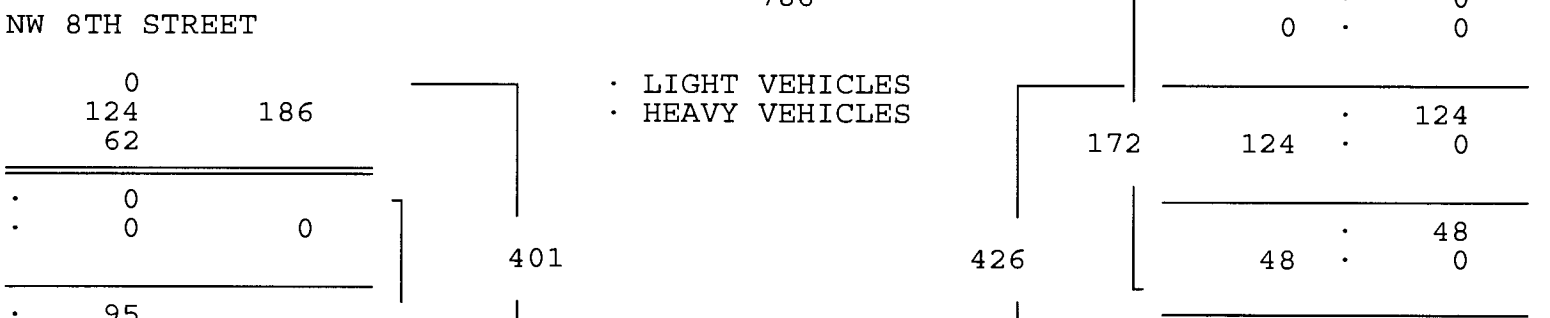

LIGHT VEHICLES, HEAVY VEHICLES

NW 3RD COURT				NW 8TH STREET				NW 3RD COURT				NW 8TH STREET				Total
From North				From East				From South				From West				
U	L	T	R	U	L	T	R	U	L	T	R	U	L	T	R	

Date 02/19/09

Peak Hour Analysis By Entire Intersection for the Period: 16:00 to 18:00 on 02/19/09

Peak start 16:45				16:45				16:45				16:45			
Volume	0	159	565	62	0	48	124	0	0	0	0	0	0	95	120
Percent	0%	20%	72%	8%	0%	28%	72%	0%	0%	0%	0%	0%	0%	44%	56%
Pk total	786			172			0			215					
Highest	17:15			17:00			07:00			17:15					
Volume	0	45	158	16	0	10	34	0	0	0	0	0	0	29	40
Hi total	219			44			0			69					
PHF	.90			.98			.0			.78					



NW 8TH STREET & NW 3RD COURT
 MIAMI, FLORIDA
 COUNTED BY: MAURICE GOMEZ
 SIGNALIZED

TRAFFIC SURVEY SPECIALISTS, INC.
 624 GARDENIA TERRACE
 DELRAY BEACH, FLORIDA 33444
 (561) 272-3255 FAX (561) 272-4381

Site Code : 00090010
 Start Date: 02/19/09
 File I.D. : 8STR_3CT
 Page : 1

HEAVY VEHICLES

Date	NW 3RD COURT From North				NW 8TH STREET From East				NW 3RD COURT From South				NW 8TH STREET From West				Total
	UTurn	Left	Thru	Right	UTurn	Left	Thru	Right	UTurn	Left	Thru	Right	UTurn	Left	Thru	Right	
02/19/09	-----																
07:00	0	0	4	0	0	0	0	0	0	0	0	0	0	0	0	0	4
07:15	0	0	4	1	0	0	0	0	0	0	0	0	0	0	0	0	5
07:30	0	2	5	0	0	0	0	0	0	0	0	0	0	0	0	1	8
07:45	0	0	10	1	0	0	0	0	0	0	0	0	0	0	0	1	12
Hr Total	0	2	23	2	0	0	0	0	0	0	0	0	0	0	0	2	29
08:00	0	0	2	0	0	0	0	0	0	0	0	0	0	0	0	2	4
08:15	0	1	3	0	0	0	0	0	0	0	0	0	0	0	0	0	4
08:30	0	1	0	0	0	0	0	0	0	0	0	0	0	0	0	0	1
08:45	0	1	5	0	0	0	0	0	0	0	0	0	0	0	1	0	7
Hr Total	0	3	10	0	0	0	0	0	0	0	0	0	0	0	1	2	16
----- * BREAK * -----																	
16:00	0	0	6	0	0	0	0	0	0	0	0	0	0	0	0	0	6
16:15	0	1	3	0	0	0	0	0	0	0	0	0	0	0	0	0	4
16:30	0	0	3	0	0	0	0	0	0	0	0	0	0	0	0	0	3
16:45	0	0	2	0	0	0	0	0	0	0	0	0	0	0	0	0	2
Hr Total	0	1	14	0	0	0	0	0	0	0	0	0	0	0	0	0	15
17:00	0	0	3	0	0	0	0	0	0	0	0	0	0	0	0	0	3
17:15	0	0	5	0	0	0	0	0	0	0	0	0	0	0	0	0	5
17:30	0	0	3	0	0	0	0	0	0	0	0	0	0	0	0	0	3
17:45	0	1	6	0	0	0	0	0	0	0	0	0	0	0	0	1	8
Hr Total	0	1	17	0	0	0	0	0	0	0	0	0	0	0	0	1	19

TOTAL	0	7	64	2	0	0	0	0	0	0	0	0	0	0	1	5	79

NW 8TH STREET & NW 3RD COURT
 MIAMI, FLORIDA
 COUNTED BY: MAURICE GOMEZ
 SIGNALIZED

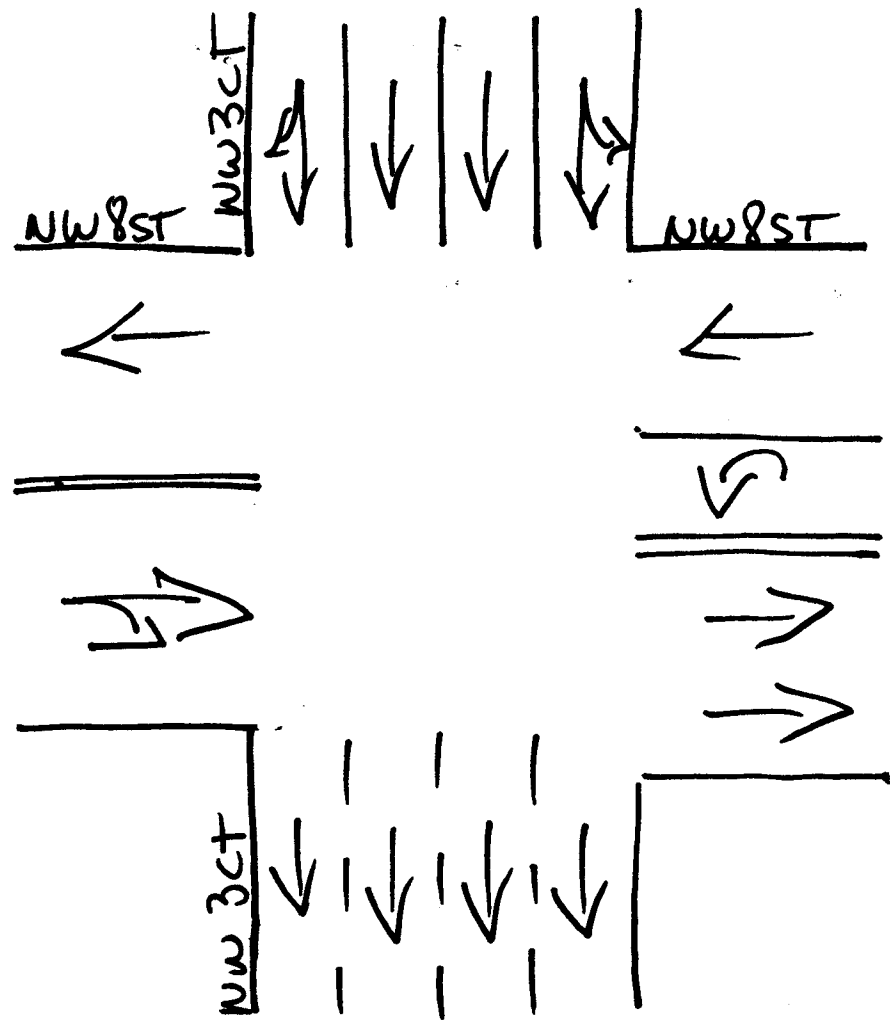
TRAFFIC SURVEY SPECIALISTS, INC.
 624 GARDENIA TERRACE
 DELRAY BEACH, FLORIDA 33444
 (561) 272-3255 FAX (561) 272-4381

Site Code : 00090010
 Start Date: 02/19/09
 File I.D. : 8STR_3CT
 Page : 1

PEDESTRIANS

Date 02/19/09	NW 3RD COURT From North				NW 8TH STREET From East				NW 3RD COURT From South				NW 8TH STREET From West				Total	
	Left	Thru	RIGHT	PEDS	Left	Thru	RIGHT	PEDS	Left	Thru	RIGHT	PEDS	Left	Thru	RIGHT	PEDS		
07:00	0	0	0	0	0	0	0	0	0	0	0	0	0	0	0	0	0	0
07:15	0	0	0	4	0	0	0	0	0	0	0	5	0	0	0	0	1	10
07:30	0	0	0	3	0	0	0	0	0	0	0	4	0	0	0	0	0	7
07:45	0	0	0	2	0	0	0	0	0	0	0	1	0	0	0	0	0	3
Hr Total	0	0	0	9	0	0	0	0	0	0	0	10	0	0	0	1		20
08:00	0	0	0	1	0	0	0	0	0	0	0	2	0	0	0	0	0	3
08:15	0	0	0	4	0	0	0	0	0	0	0	4	0	0	0	0	0	8
08:30	0	0	0	2	0	0	0	0	0	0	0	1	0	0	0	0	0	3
08:45	0	0	0	2	0	0	0	0	0	0	0	0	0	0	0	1	0	3
Hr Total	0	0	0	9	0	0	0	0	0	0	0	7	0	0	0	1		17
----- * BREAK * -----																		
16:00	0	0	0	4	0	0	0	0	0	0	0	0	0	0	0	0	0	4
16:15	0	0	0	1	0	0	0	1	0	0	0	3	0	0	0	1	0	6
16:30	0	0	0	3	0	0	0	1	0	0	0	5	0	0	0	2	0	11
16:45	0	0	0	2	0	0	0	1	0	0	0	2	0	0	0	0	0	5
Hr Total	0	0	0	10	0	0	0	3	0	0	0	10	0	0	0	3		26
17:00	0	0	0	5	0	0	0	1	0	0	0	2	0	0	0	0	0	8
17:15	0	0	0	5	0	0	0	0	0	0	0	3	0	0	0	0	0	8
17:30	0	0	0	1	0	0	0	0	0	0	0	3	0	0	0	0	0	4
17:45	0	0	0	1	0	0	0	0	0	0	0	2	0	0	0	0	0	3
Hr Total	0	0	0	12	0	0	0	1	0	0	0	10	0	0	0	0	0	23
TOTAL	0	0	0	40	0	0	0	4	0	0	0	37	0	0	0	5		86

↑
North



Miami, Florida
February 19, 2009
drawn by: Luis Palomino
Signalized

NW 6TH STREET & NW 3RD COURT
 MIAMI, FLORIDA
 COUNTED BY: GIANCARLO JOHN
 SIGNALIZED

TRAFFIC SURVEY SPECIALISTS, INC.
 624 GARDENIA TERRACE
 DELRAY BEACH, FLORIDA 33444
 (561) 272-3255 FAX (561) 272-4381

Site Code : 00090010
 Start Date: 02/19/09
 File I.D. : 6STR_3CT
 Page : 2

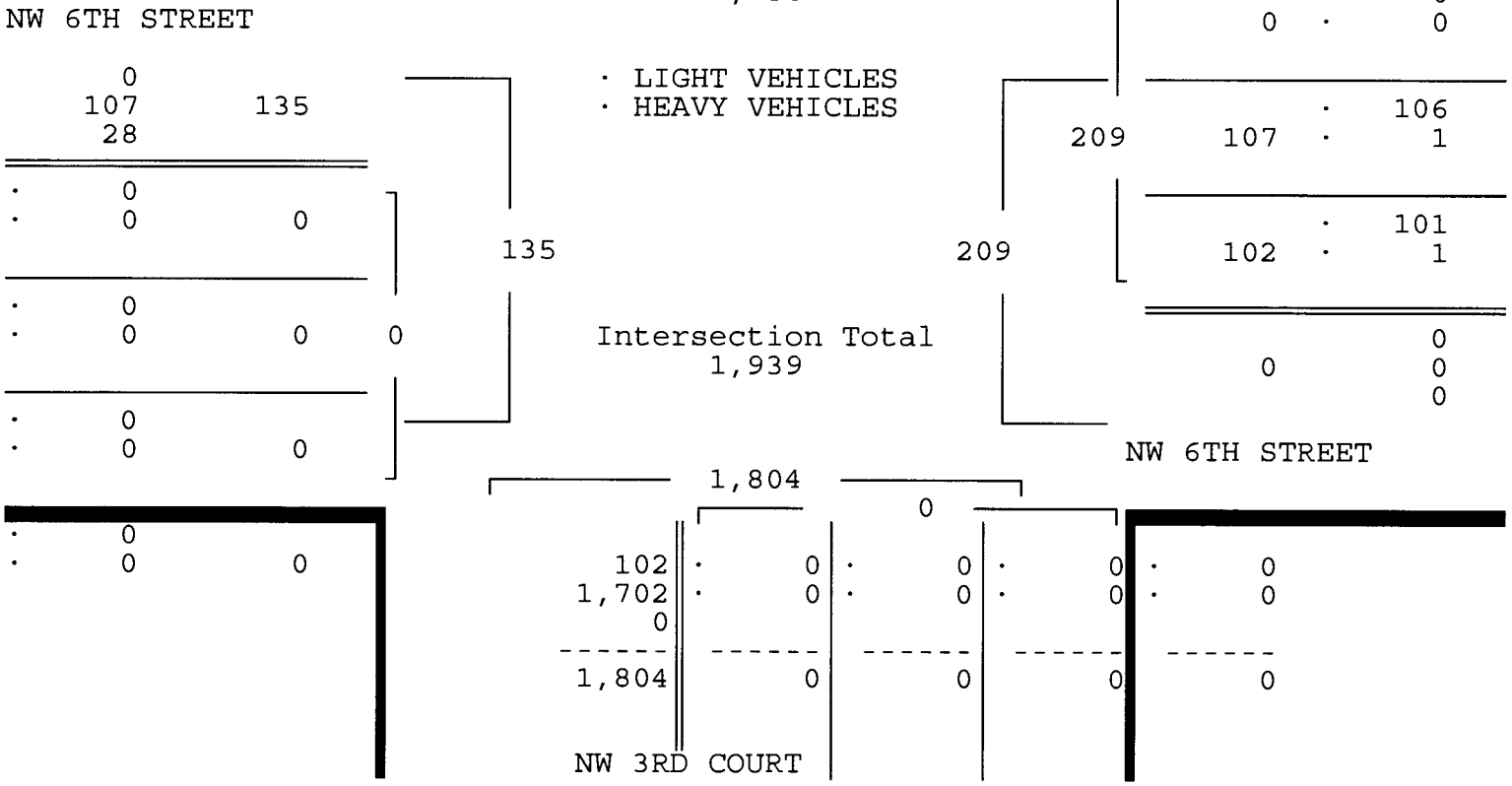

LIGHT VEHICLES, HEAVY VEHICLES

NW 3RD COURT From North				NW 6TH STREET From East				NW 3RD COURT From South				NW 6TH STREET From West				Total
UTurn	Left	Thru	Right	UTurn	Left	Thru	Right	UTurn	Left	Thru	Right	UTurn	Left	Thru	Right	

Date 02/19/09

Peak Hour Analysis By Entire Intersection for the Period: 07:00 to 09:00 on 02/19/09

Peak start	07:45				07:45				07:45						
Volume	0	0	1702	28	0	102	107	0	0	0	0	0	0	0	0
Percent	0%	0%	98%	2%	0%	49%	51%	0%	0%	0%	0%	0%	0%	0%	0%
Pk total	1730				209				0						
Highest	07:45				08:00				07:00						
Volume	0	0	491	6	0	28	31	0	0	0	0	0	0	0	0
Hi total	497				59				0						
PHF	.87				.89				.0						



NW 6TH STREET & NW 3RD COURT
 MIAMI, FLORIDA
 COUNTED BY: GIANCARLO JOHN
 SIGNALIZED

TRAFFIC SURVEY SPECIALISTS, INC.
 624 GARDENIA TERRACE
 DELRAY BEACH, FLORIDA 33444
 (561) 272-3255 FAX (561) 272-4381

Site Code : 00090010
 Start Date: 02/19/09
 File I.D. : 6STR_3CT
 Page : 3

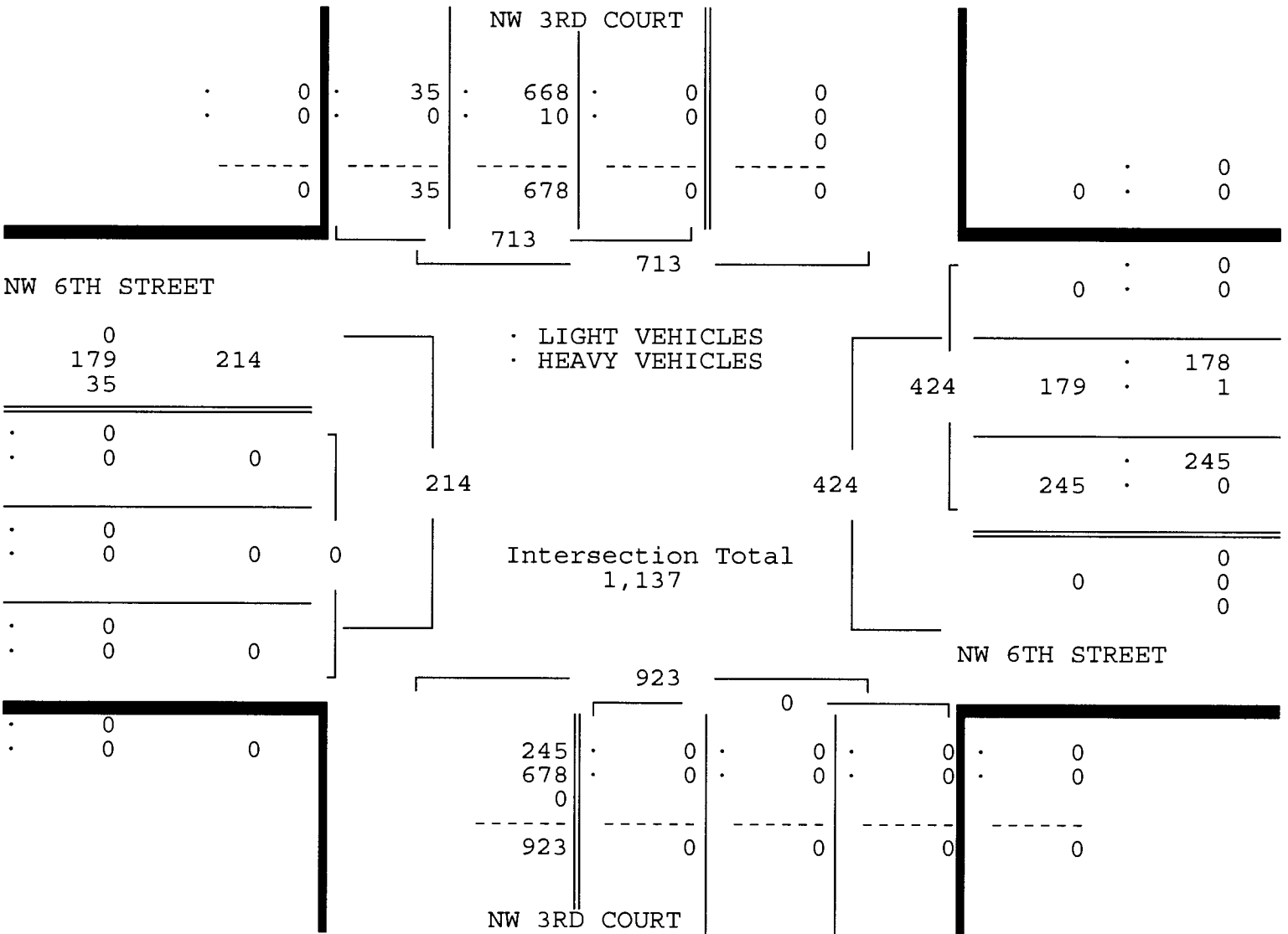
LIGHT VEHICLES, HEAVY VEHICLES

NW 3RD COURT				NW 6TH STREET				NW 3RD COURT				NW 6TH STREET				Total
From North				From East				From South				From West				
U	L	T	R	U	L	T	R	U	L	T	R	U	L	T	R	

Date 02/19/09

Peak Hour Analysis By Entire Intersection for the Period: 16:00 to 18:00 on 02/19/09

Peak start 16:45	16:45				16:45				16:45							
Volume	0	0	678	35	0	245	179	0	0	0	0	0	0	0	0	0
Percent	0%	0%	95%	5%	0%	58%	42%	0%	0%	0%	0%	0%	0%	0%	0%	0%
Pk total	713				424				0							
Highest	17:15				17:00				07:00							
Volume	0	0	174	8	0	93	46	0	0	0	0	0	0	0	0	0
Hi total	182				139				0							
PHF	.98				.76				.0							



NW 6TH STREET & NW 3RD COURT
 MIAMI, FLORIDA
 COUNTED BY: GIANCARLO JOHN
 SIGNALIZED

TRAFFIC SURVEY SPECIALISTS, INC.
 624 GARDENIA TERRACE
 DELRAY BEACH, FLORIDA 33444
 (561) 272-3255 FAX (561) 272-4381

Site Code : 00090010
 Start Date: 02/19/09
 File I.D. : 6STR_3CT
 Page : 1

HEAVY VEHICLES

Date	NW 3RD COURT From North				NW 6TH STREET From East				NW 3RD COURT From South				NW 6TH STREET From West				Total
	UTurn	Left	Thru	Right	UTurn	Left	Thru	Right	UTurn	Left	Thru	Right	UTurn	Left	Thru	Right	
02/19/09	-----																
07:00	0	0	4	0	0	0	0	0	0	0	0	0	0	0	0	0	4
07:15	0	0	4	0	0	0	0	0	0	0	0	0	0	0	0	0	4
07:30	0	0	6	0	0	0	0	0	0	0	0	0	0	0	0	0	6
07:45	0	0	11	0	0	0	1	0	0	0	0	0	0	0	0	0	12
Hr Total	0	0	25	0	0	0	1	0	0	0	0	0	0	0	0	0	26
08:00	0	0	4	0	0	0	0	0	0	0	0	0	0	0	0	0	4
08:15	0	0	3	0	0	1	0	0	0	0	0	0	0	0	0	0	4
08:30	0	0	0	0	0	0	0	0	0	0	0	0	0	0	0	0	0
08:45	0	0	5	0	0	0	0	0	0	0	0	0	0	0	0	0	5
Hr Total	0	0	12	0	0	1	0	0	0	0	0	0	0	0	0	0	13
----- * BREAK * -----																	
16:00	0	0	6	0	0	0	0	0	0	0	0	0	0	0	0	0	6
16:15	0	0	3	0	0	0	0	0	0	0	0	0	0	0	0	0	3
16:30	0	0	3	0	0	0	1	0	0	0	0	0	0	0	0	0	4
16:45	0	0	2	0	0	0	1	0	0	0	0	0	0	0	0	0	3
Hr Total	0	0	14	0	0	0	2	0	0	0	0	0	0	0	0	0	16
17:00	0	0	3	0	0	0	0	0	0	0	0	0	0	0	0	0	3
17:15	0	0	4	0	0	0	0	0	0	0	0	0	0	0	0	0	4
17:30	0	0	1	0	0	0	0	0	0	0	0	0	0	0	0	0	1
17:45	0	0	8	0	0	0	0	0	0	0	0	0	0	0	0	0	8
Hr Total	0	0	16	0	0	0	0	0	0	0	0	0	0	0	0	0	16

TOTAL	0	0	67	0	0	1	3	0	0	0	0	0	0	0	0	0	71

NW 6TH STREET & NW 3RD COURT
 MIAMI, FLORIDA
 COUNTED BY: GIANCARLO JOHN
 SIGNALIZED

TRAFFIC SURVEY SPECIALISTS, INC.
 624 GARDENIA TERRACE
 DELRAY BEACH, FLORIDA 33444
 (561) 272-3255 FAX (561) 272-4381

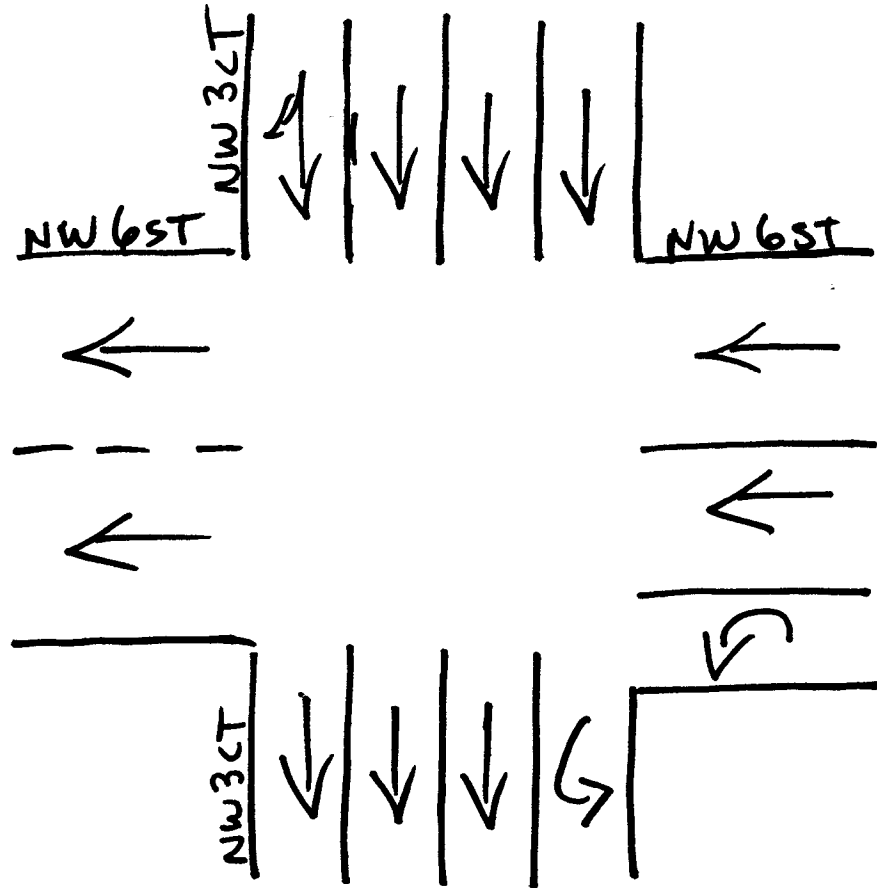
Site Code : 00090010
 Start Date: 02/19/09
 File I.D. : 6STR_3CT
 Page : 1

PEDESTRIANS

Date	NW 3RD COURT From North				NW 6TH STREET From East				NW 3RD COURT From South				NW 6TH STREET From West				Total
	Left	Thru	RIGHT	PEDS	Left	Thru	RIGHT	PEDS	Left	Thru	RIGHT	PEDS	Left	Thru	RIGHT	PEDS	
02/19/09	-----																
07:00	0	0	0	0	0	0	0	0	0	0	0	1	0	0	0	0	1
07:15	0	0	0	2	0	0	0	0	0	0	0	2	0	0	0	0	4
07:30	0	0	0	1	0	0	0	0	0	0	0	1	0	0	0	0	2
07:45	0	0	0	2	0	0	0	0	0	0	0	0	0	0	0	0	2
Hr Total	0	0	0	5	0	0	0	0	0	0	0	4	0	0	0	0	9
08:00	0	0	0	2	0	0	0	0	0	0	0	0	0	0	0	1	3
08:15	0	0	0	0	0	0	0	0	0	0	0	0	0	0	0	1	1
08:30	0	0	0	1	0	0	0	0	0	0	0	2	0	0	0	1	4
08:45	0	0	0	3	0	0	0	0	0	0	0	1	0	0	0	1	5
Hr Total	0	0	0	6	0	0	0	0	0	0	0	3	0	0	0	4	13
----- * BREAK * -----																	
16:00	0	0	0	3	0	0	0	0	0	0	0	2	0	0	0	0	5
16:15	0	0	0	0	0	0	0	0	0	0	0	0	0	0	0	1	1
16:30	0	0	0	4	0	0	0	0	0	0	0	0	0	0	0	1	5
16:45	0	0	0	1	0	0	0	0	0	0	0	1	0	0	0	0	2
Hr Total	0	0	0	8	0	0	0	0	0	0	0	3	0	0	0	2	13
17:00	0	0	0	0	0	0	0	0	0	0	0	0	0	0	0	0	0
17:15	0	0	0	0	0	0	0	0	0	0	0	0	0	0	0	0	0
17:30	0	0	0	0	0	0	0	0	0	0	0	0	0	0	0	1	1
17:45	0	0	0	0	0	0	0	0	0	0	0	0	0	0	0	0	0
Hr Total	0	0	0	0	0	0	0	0	0	0	0	0	0	0	0	1	1

TOTAL	0	0	0	19	0	0	0	0	0	0	0	10	0	0	0	7	36

↑
North



Miami, Florida
February 19, 2009
drawn by: Luis Palomino
signalized

NW 5TH STREET & NW 3RD COURT
 MIAMI, FLORIDA
 COUNTED BY: CARLOS RUIZ
 SIGNALIZED

TRAFFIC SURVEY SPECIALISTS, INC.
 624 GARDENIA TERRACE
 DELRAY BEACH, FLORIDA 33444
 (561) 272-3255 FAX (561) 272-4381

Site Code : 00090010
 Start Date: 02/19/09
 File I.D. : 5STR_3CT
 Page : 1

LIGHT VEHICLES, HEAVY VEHICLES

Date	NW 3RD COURT From North				NW 5TH STREET From East				NW 3RD COURT From South				NW 5TH STREET From West				Total
	UTurn	Left	Thru	Right	UTurn	Left	Thru	Right	UTurn	Left	Thru	Right	UTurn	Left	Thru	Right	
02/19/09																	
07:00	0	109	177	0	0	0	0	0	0	0	0	0	0	0	17	16	319
07:15	0	93	188	0	0	0	0	0	0	0	0	0	0	0	21	19	321
07:30	0	143	238	0	0	0	0	0	0	0	0	0	0	0	35	26	442
07:45	0	190	310	0	0	0	0	0	0	0	0	0	0	0	45	28	573
Hr Total	0	535	913	0	0	0	0	0	0	0	0	0	0	0	118	89	1655
08:00	0	184	313	0	0	0	0	0	0	0	0	0	0	0	39	40	576
08:15	0	162	291	0	0	0	0	0	0	0	0	0	0	0	59	46	558
08:30	0	147	244	0	0	0	0	0	0	0	0	0	0	0	36	27	454
08:45	0	158	297	0	0	0	0	0	0	0	0	0	0	0	47	37	539
Hr Total	0	651	1145	0	0	0	0	0	0	0	0	0	0	0	181	150	2127
* BREAK *																	
16:00	0	48	211	0	0	0	0	0	0	0	0	0	0	0	31	23	313
16:15	0	29	163	0	0	0	0	0	0	0	0	0	0	0	27	22	241
16:30	0	40	174	0	0	0	0	0	0	0	0	0	0	0	36	27	277
16:45	0	40	182	0	0	0	0	0	0	0	0	0	0	0	35	41	298
Hr Total	0	157	730	0	0	0	0	0	0	0	0	0	0	0	129	113	1129
17:00	0	48	215	0	0	0	0	0	0	0	0	0	0	0	34	24	321
17:15	0	45	187	0	0	0	0	0	0	0	0	0	0	0	41	33	306
17:30	0	44	168	0	0	0	0	0	0	0	0	0	0	0	32	22	266
17:45	0	45	148	0	0	0	0	0	0	0	0	0	0	0	31	20	244
Hr Total	0	182	718	0	0	0	0	0	0	0	0	0	0	0	138	99	1137
TOTAL	0	1525	3506	0	0	0	0	0	0	0	0	0	0	0	566	451	6048

NW 5TH STREET & NW 3RD COURT
 MIAMI, FLORIDA
 COUNTED BY: CARLOS RUIZ
 SIGNALIZED

TRAFFIC SURVEY SPECIALISTS, INC.
 624 GARDENIA TERRACE
 DELRAY BEACH, FLORIDA 33444
 (561) 272-3255 FAX (561) 272-4381

Site Code : 00090010
 Start Date: 02/19/09
 File I.D. : 5STR_3CT
 Page : 2

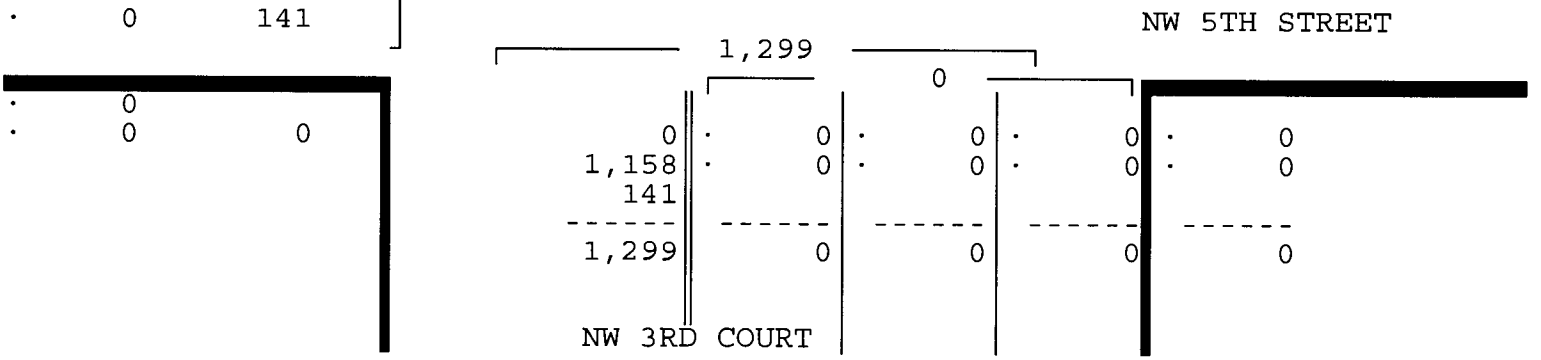
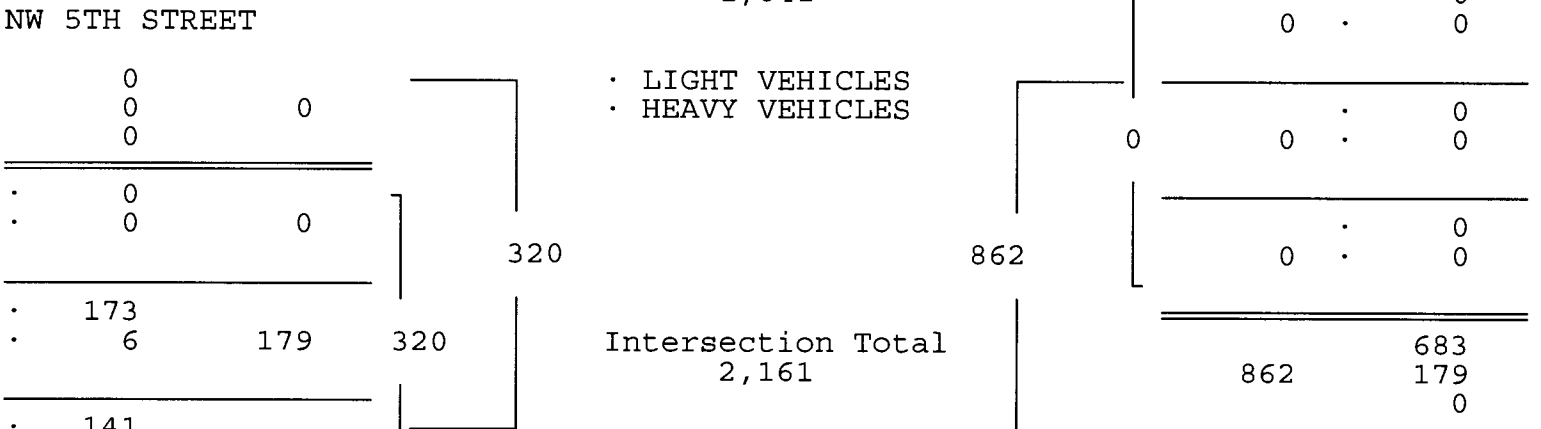
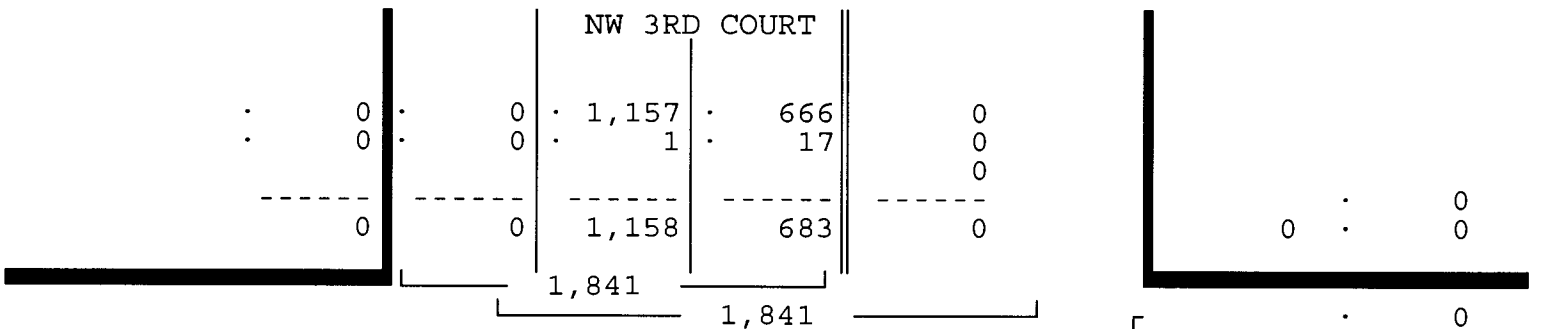
LIGHT VEHICLES, HEAVY VEHICLES

NW 3RD COURT				NW 5TH STREET				NW 3RD COURT				NW 5TH STREET				Total
From North				From East				From South				From West				
UTurn	Left	Thru	Right	UTurn	Left	Thru	Right	UTurn	Left	Thru	Right	UTurn	Left	Thru	Right	

Date 02/19/09

Peak Hour Analysis By Entire Intersection for the Period: 07:00 to 09:00 on 02/19/09

Peak start	07:45				07:45				07:45				07:45			
Volume	0	683	1158	0	0	0	0	0	0	0	0	0	0	179	141	
Percent	0%	37%	63%	0%	0%	0%	0%	0%	0%	0%	0%	0%	0%	56%	44%	
Pk total	1841				0				0				320			
Highest	07:45				07:00				07:00				08:15			
Volume	0	190	310	0	0	0	0	0	0	0	0	0	0	59	46	
Hi total	500				0				0				105			
PHF	.92				.0				.0				.76			



NW 5TH STREET & NW 3RD COURT
 MIAMI, FLORIDA
 COUNTED BY: CARLOS RUIZ
 SIGNALIZED

TRAFFIC SURVEY SPECIALISTS, INC.
 624 GARDENIA TERRACE
 DELRAY BEACH, FLORIDA 33444
 (561) 272-3255 FAX (561) 272-4381

Site Code : 00090010
 Start Date: 02/19/09
 File I.D. : 5STR_3CT
 Page : 3


LIGHT VEHICLES, HEAVY VEHICLES

NW 3RD COURT				NW 5TH STREET				NW 3RD COURT				NW 5TH STREET				Total
From North				From East				From South				From West				
UTurn	Left	Thru	Right	UTurn	Left	Thru	Right	UTurn	Left	Thru	Right	UTurn	Left	Thru	Right	

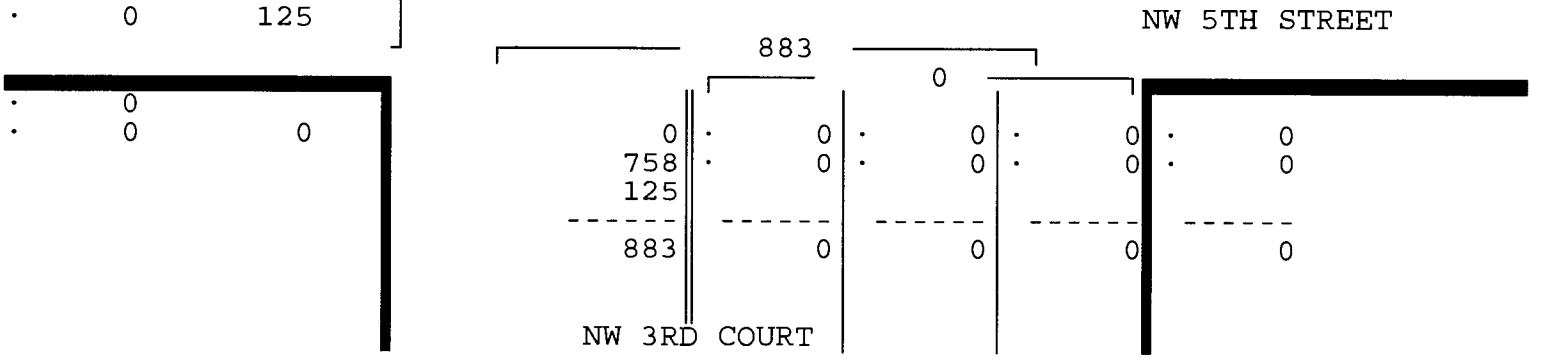
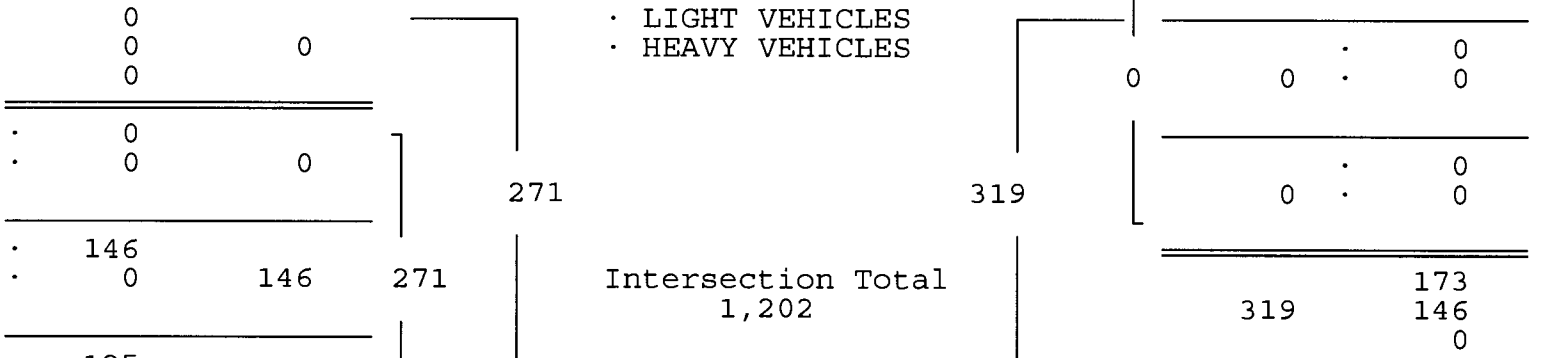
Date 02/19/09

Peak Hour Analysis By Entire Intersection for the Period: 16:00 to 18:00 on 02/19/09

Peak start 16:30				16:30				16:30				16:30			
Volume	0	173	758	0	0	0	0	0	0	0	0	0	0	146	125
Percent	0%	19%	81%	0%	0%	0%	0%	0%	0%	0%	0%	0%	0%	54%	46%
Pk total	931			0				0				271			
Highest	17:00			07:00				07:00				16:45			
Volume	0	48	215	0	0	0	0	0	0	0	0	0	0	35	41
Hi total	263			0				0				76			
PHF	.88			.0				.0				.89			



NW 5TH STREET



NW 5TH STREET & NW 3RD COURT
 MIAMI, FLORIDA
 COUNTED BY: CARLOS RUIZ
 SIGNALIZED

TRAFFIC SURVEY SPECIALISTS, INC.
 624 GARDENIA TERRACE
 DELRAY BEACH, FLORIDA 33444
 (561) 272-3255 FAX (561) 272-4381

Site Code : 00090010
 Start Date: 02/19/09
 File I.D. : 5STR_3CT
 Page : 1

HEAVY VEHICLES

Date 02/19/09	NW 3RD COURT From North				NW 5TH STREET From East				NW 3RD COURT From South				NW 5TH STREET From West				Total
	UTurn	Left	Thru	Right	UTurn	Left	Thru	Right	UTurn	Left	Thru	Right	UTurn	Left	Thru	Right	
07:00	0	2	1	0	0	0	0	0	0	0	0	0	0	0	1	0	4
07:15	0	4	0	0	0	0	0	0	0	0	0	0	0	0	1	0	5
07:30	0	5	0	0	0	0	0	0	0	0	0	0	0	0	1	0	6
07:45	0	10	1	0	0	0	0	0	0	0	0	0	0	0	1	0	12
Hr Total	0	21	2	0	0	0	0	0	0	0	0	0	0	0	4	0	27
08:00	0	4	0	0	0	0	0	0	0	0	0	0	0	0	0	0	4
08:15	0	3	0	0	0	0	0	0	0	0	0	0	0	0	1	0	4
08:30	0	0	0	0	0	0	0	0	0	0	0	0	0	0	4	0	4
08:45	0	4	0	0	0	0	0	0	0	0	0	0	0	0	2	0	6
Hr Total	0	11	0	0	0	0	0	0	0	0	0	0	0	0	7	0	18
* BREAK *																	
16:00	0	7	0	0	0	0	0	0	0	0	0	0	0	0	0	0	7
16:15	0	3	0	0	0	0	0	0	0	0	0	0	0	0	0	0	3
16:30	0	3	0	0	0	0	0	0	0	0	0	0	0	0	0	0	3
16:45	0	1	1	0	0	0	0	0	0	0	0	0	0	0	0	0	2
Hr Total	0	14	1	0	0	0	0	0	0	0	0	0	0	0	0	0	15
17:00	0	3	0	0	0	0	0	0	0	0	0	0	0	0	0	0	3
17:15	0	5	0	0	0	0	0	0	0	0	0	0	0	0	0	0	5
17:30	0	1	1	0	0	0	0	0	0	0	0	0	0	0	0	0	2
17:45	0	6	0	0	0	0	0	0	0	0	0	0	0	0	1	0	7
Hr Total	0	15	1	0	0	0	0	0	0	0	0	0	0	0	1	0	17
TOTAL	0	61	4	0	0	0	0	0	0	0	0	0	0	0	12	0	77

TRAFFIC SURVEY SPECIALISTS, INC.

NW 5TH STREET & NW 3RD COURT
 MIAMI, FLORIDA
 COUNTED BY: CARLOS RUIZ
 SIGNALIZED

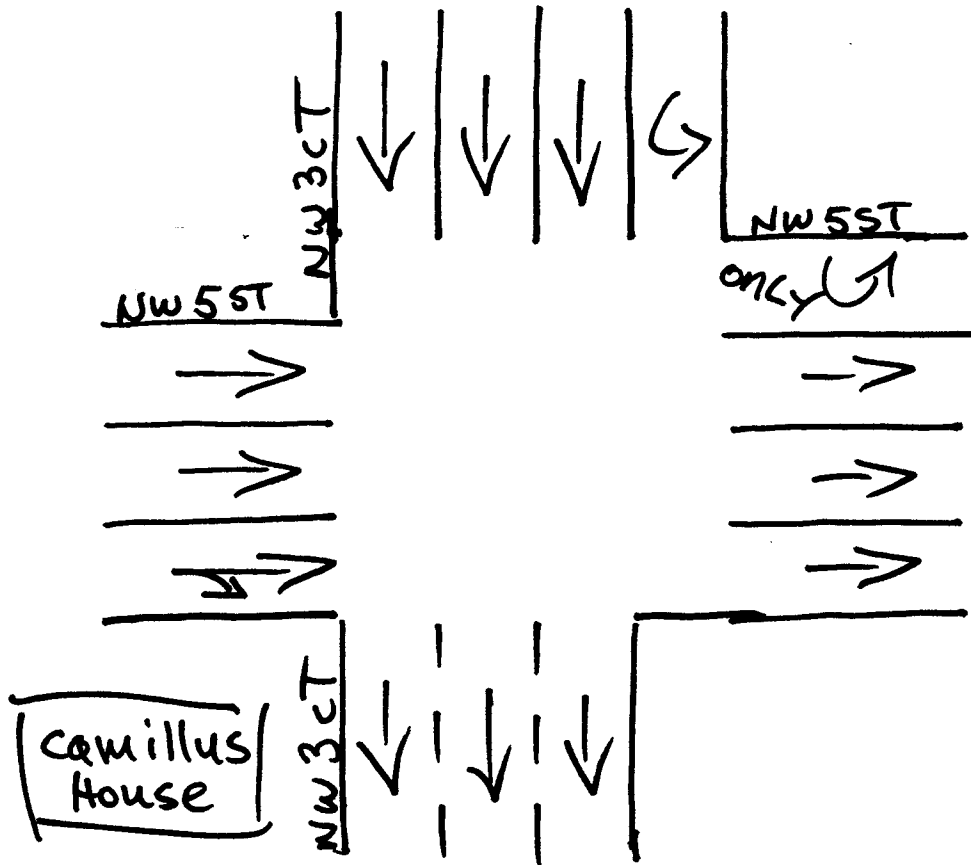
624 GARDENIA TERRACE
 DELRAY BEACH, FLORIDA 33444
 (561) 272-3255 FAX (561) 272-4381

Site Code : 00090010
 Start Date: 02/19/09
 File I.D. : 5STR_3CT
 Page : 1

PEDESTRIANS

Date	NW 3RD COURT From North				NW 5TH STREET From East				NW 3RD COURT From South				NW 5TH STREET From West				Total
	Left	Thru	RIGHT	PEDS	Left	Thru	RIGHT	PEDS	Left	Thru	RIGHT	PEDS	Left	Thru	RIGHT	PEDS	
07:00	0	0	0	0	0	0	0	0	0	0	0	3	0	0	0	0	3
07:15	0	0	0	3	0	0	0	0	0	0	0	5	0	0	0	0	8
07:30	0	0	0	4	0	0	0	0	0	0	0	3	0	0	0	1	8
07:45	0	0	0	0	0	0	0	0	0	0	0	4	0	0	0	0	4
Hr Total	0	0	0	7	0	0	0	0	0	0	0	15	0	0	0	1	23
08:00	0	0	0	0	0	0	0	0	0	0	0	0	0	0	0	1	1
08:15	0	0	0	3	0	0	0	0	0	0	0	2	0	0	0	2	7
08:30	0	0	0	1	0	0	0	0	0	0	0	7	0	0	0	0	8
08:45	0	0	0	2	0	0	0	0	0	0	0	8	0	0	0	0	10
Hr Total	0	0	0	6	0	0	0	0	0	0	0	17	0	0	0	3	26
* BREAK *																	
16:00	0	0	0	1	0	0	0	1	0	0	0	5	0	0	0	1	8
16:15	0	0	0	3	0	0	0	0	0	0	0	8	0	0	0	4	15
16:30	0	0	0	1	0	0	0	0	0	0	0	5	0	0	0	2	8
16:45	0	0	0	4	0	0	0	2	0	0	0	10	0	0	0	3	19
Hr Total	0	0	0	9	0	0	0	3	0	0	0	28	0	0	0	10	50
17:00	0	0	0	4	0	0	0	0	0	0	0	5	0	0	0	2	11
17:15	0	0	0	2	0	0	0	0	0	0	0	5	0	0	0	0	7
17:30	0	0	0	1	0	0	0	0	0	0	0	4	0	0	0	0	5
17:45	0	0	0	6	0	0	0	0	0	0	0	6	0	0	0	0	12
Hr Total	0	0	0	13	0	0	0	0	0	0	0	20	0	0	0	2	35
TOTAL	0	0	0	35	0	0	0	3	0	0	0	80	0	0	0	16	134

↑
North



Miami, Florida
February 19, 2009
drawn by: Luis Palomino
Signalized

NW 3RD STREET & NW 3RD COURT
 MIAMI, FLORIDA
 COUNTED BY: CARLOS WILTZ
 SIGNALIZED

TRAFFIC SURVEY SPECIALISTS, INC.
 624 GARDENIA TERRACE
 DELRAY BEACH, FLORIDA 33444
 (561) 272-3255 FAX (561) 272-4381

Site Code : 00090010
 Start Date: 03/19/09
 File I.D. : 3STR_3CT
 Page : 1

LIGHT VEHICLES, HEAVY VEHICLES

Date	NW 3RD COURT From North				NW 3RD STREET From East				NW 3RD COURT From South				NW 3RD STREET From West				Total
	UTurn	Left	Thru	Right	UTurn	Left	Thru	Right	UTurn	Left	Thru	Right	UTurn	Left	Thru	Right	
03/19/09	-----																
07:00	0	24	139	1	0	11	9	0	0	0	0	0	0	0	0	0	184
07:15	0	33	161	6	0	8	7	0	0	0	0	0	0	0	0	0	215
07:30	0	51	184	2	0	20	6	0	0	0	0	0	0	0	0	0	263
07:45	0	69	259	9	0	14	9	0	0	0	0	0	0	0	0	0	360
Hr Total	0	177	743	18	0	53	31	0	0	0	0	0	0	0	0	0	1022
08:00	0	62	268	2	0	20	7	0	0	0	0	0	0	0	0	0	359
08:15	0	69	252	7	0	30	25	0	0	0	0	0	0	0	0	0	383
08:30	0	51	234	2	1	13	18	0	0	0	0	0	0	0	0	0	319
08:45	0	46	242	2	0	14	15	0	0	0	0	0	0	0	0	0	319
Hr Total	0	228	996	13	1	77	65	0	0	0	0	0	0	0	0	0	1380
----- * BREAK * -----																	
16:00	0	20	218	2	0	48	11	0	0	0	0	0	0	0	0	0	299
16:15	0	16	187	2	0	51	9	0	0	0	0	0	0	0	0	0	265
16:30	0	12	213	1	0	60	10	0	0	0	0	0	0	0	0	0	296
16:45	0	11	183	2	0	50	12	0	0	0	0	0	0	0	0	0	258
Hr Total	0	59	801	7	0	209	42	0	0	0	0	0	0	0	0	0	1118
17:00	0	16	225	3	0	71	16	0	0	0	0	0	0	0	0	0	331
17:15	0	22	191	1	0	45	17	0	0	0	0	0	0	0	0	0	276
17:30	0	14	196	0	0	43	9	0	0	0	0	0	0	0	0	0	262
17:45	0	15	164	1	0	26	17	0	0	0	0	0	0	0	0	0	223
Hr Total	0	67	776	5	0	185	59	0	0	0	0	0	0	0	0	0	1092

TOTAL	0	531	3316	43	1	524	197	0	0	0	0	0	0	0	0	0	4612

NW 3RD STREET & NW 3RD COURT
 MIAMI, FLORIDA
 COUNTED BY: CARLOS WILTZ
 SIGNALIZED

TRAFFIC SURVEY SPECIALISTS, INC.
 624 GARDENIA TERRACE
 DELRAY BEACH, FLORIDA 33444
 (561) 272-3255 FAX (561) 272-4381

Site Code : 00090010
 Start Date: 03/19/09
 File I.D. : 3STR_3CT
 Page : 2

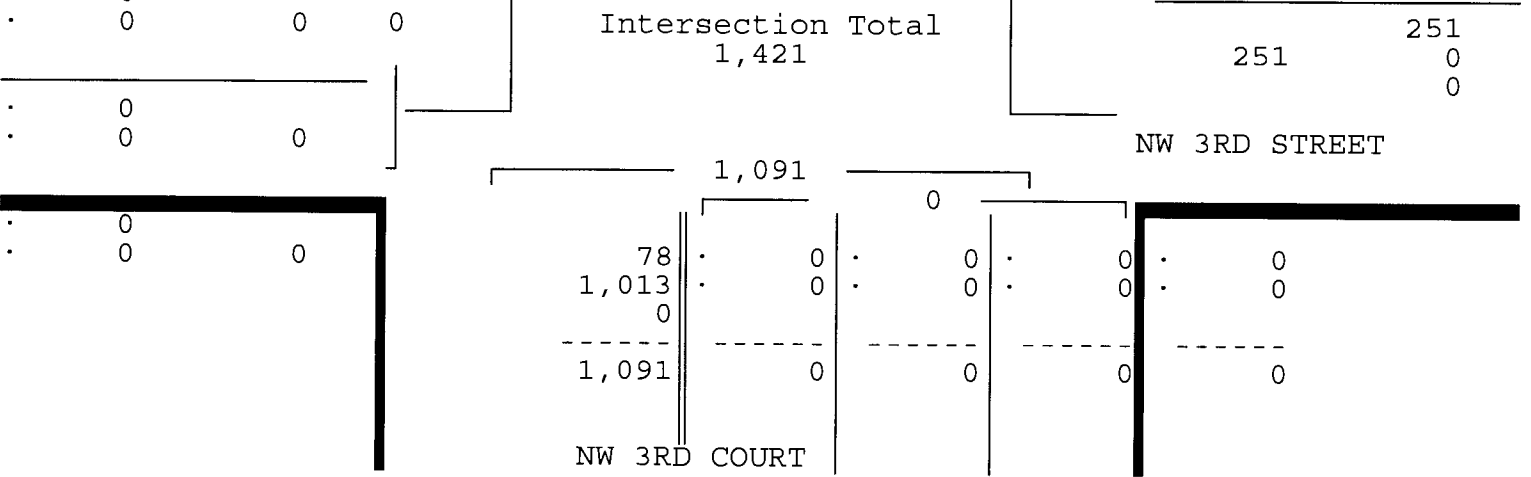
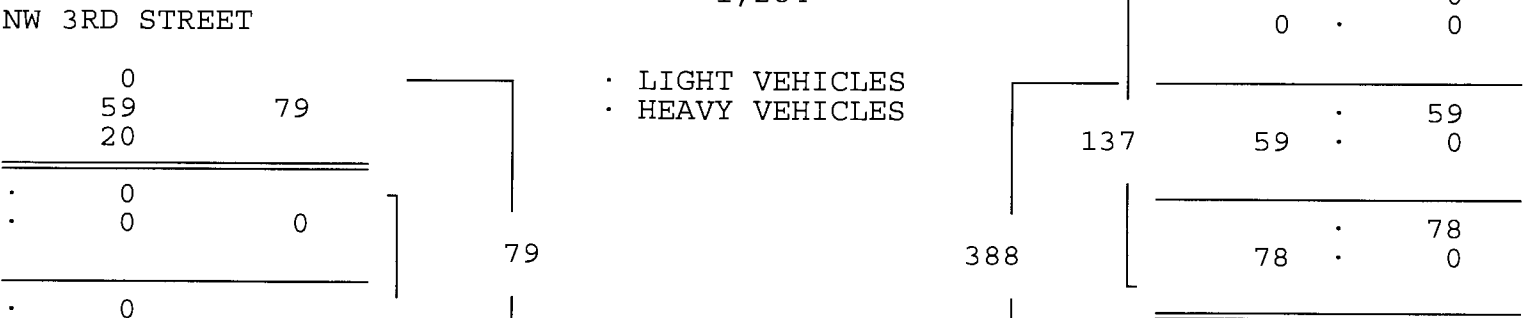

LIGHT VEHICLES, HEAVY VEHICLES

NW 3RD COURT					NW 3RD STREET				NW 3RD COURT				NW 3RD STREET				Total		
From North					From East				From South				From West						
UTurn	Left	Thru	Right		UTurn	Left	Thru	Right		UTurn	Left	Thru	Right		UTurn	Left	Thru	Right	

Date 03/19/09

Peak Hour Analysis By Entire Intersection for the Period: 07:00 to 09:00 on 03/19/09

Peak start 07:45					07:45				07:45				07:45						
Volume	0	251	1013	20	1	77	59	0	0	0	0	0	0	0	0	0	0	0	0
Percent	0%	20%	79%	2%	1%	56%	43%	0%	0%	0%	0%	0%	0%	0%	0%	0%	0%	0%	0%
Pk total	1284				137				0					0					
Highest	07:45				08:15				07:00					07:00					
Volume	0	69	259	9	0	30	25	0	0	0	0	0	0	0	0	0	0	0	0
Hi total	337				55				0					0					
PHF	.95				.62				.0					.0					



NW 3RD STREET & NW 3RD COURT
 MIAMI, FLORIDA
 COUNTED BY: CARLOS WILTZ
 SIGNALIZED

TRAFFIC SURVEY SPECIALISTS, INC.
 624 GARDENIA TERRACE
 DELRAY BEACH, FLORIDA 33444
 (561) 272-3255 FAX (561) 272-4381

Site Code : 00090010
 Start Date: 03/19/09
 File I.D. : 3STR_3CT
 Page : 3

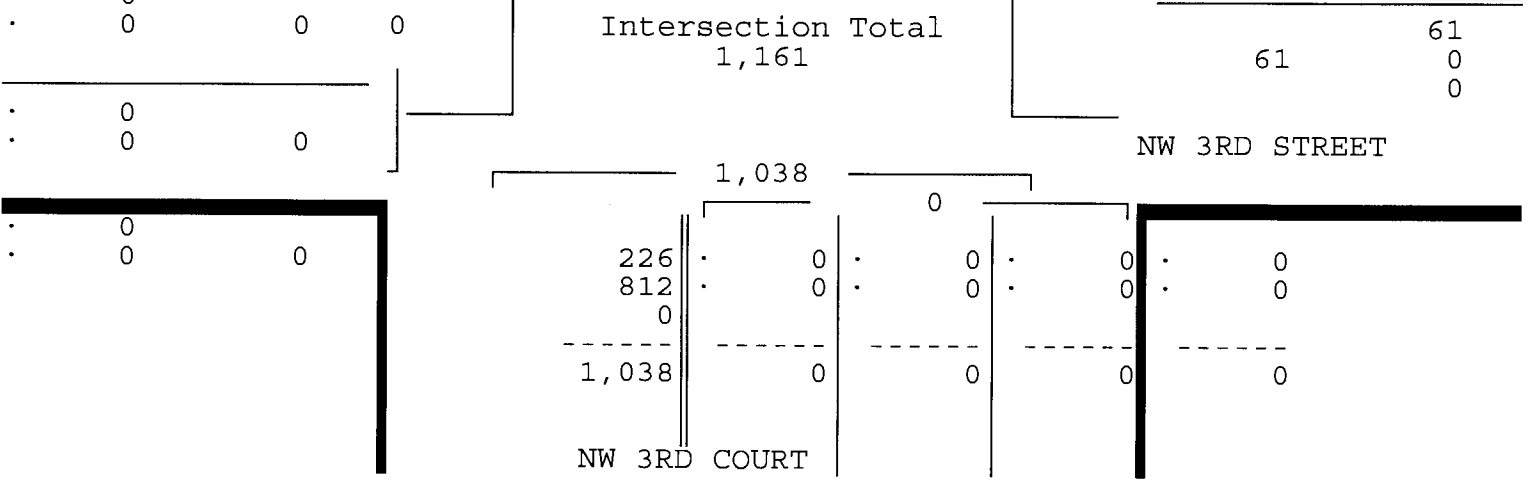
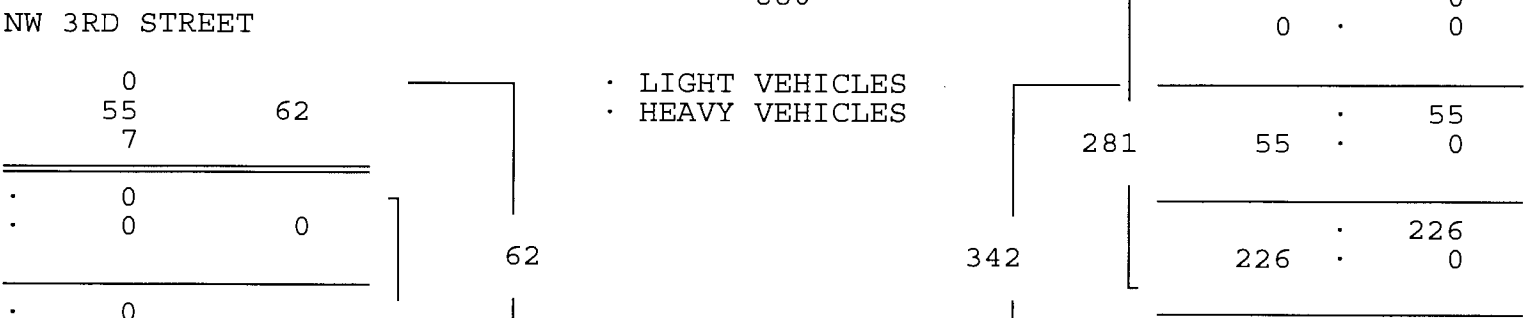
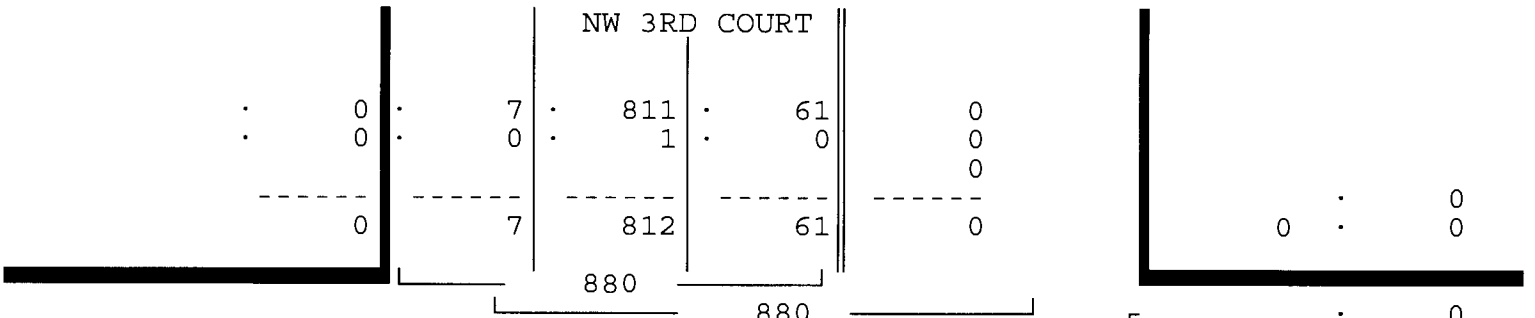
LIGHT VEHICLES, HEAVY VEHICLES

NW 3RD COURT				NW 3RD STREET				NW 3RD COURT				NW 3RD STREET				Total
From North				From East				From South				From West				
UTurn	Left	Thru	Right	UTurn	Left	Thru	Right	UTurn	Left	Thru	Right	UTurn	Left	Thru	Right	

Date 03/19/09

Peak Hour Analysis By Entire Intersection for the Period: 16:00 to 18:00 on 03/19/09

Peak start 16:30				16:30				16:30				16:30			
Volume	0	61	812	7	0	226	55	0	0	0	0	0	0	0	0
Percent	0%	7%	92%	1%	0%	80%	20%	0%	0%	0%	0%	0%	0%	0%	0%
Pk total	880			281			0			0			0		
Highest	17:00			17:00			07:00			07:00			0		
Volume	0	16	225	3	0	71	16	0	0	0	0	0	0	0	0
Hi total	244			87			0			0			0		
PHF	.90			.81			.0			.0			.0		



NW 3RD STREET & NW 3RD COURT
 MIAMI, FLORIDA
 COUNTED BY: CARLOS WILTZ
 SIGNALIZED

TRAFFIC SURVEY SPECIALISTS, INC.
 624 GARDENIA TERRACE
 DELRAY BEACH, FLORIDA 33444
 (561) 272-3255 FAX (561) 272-4381

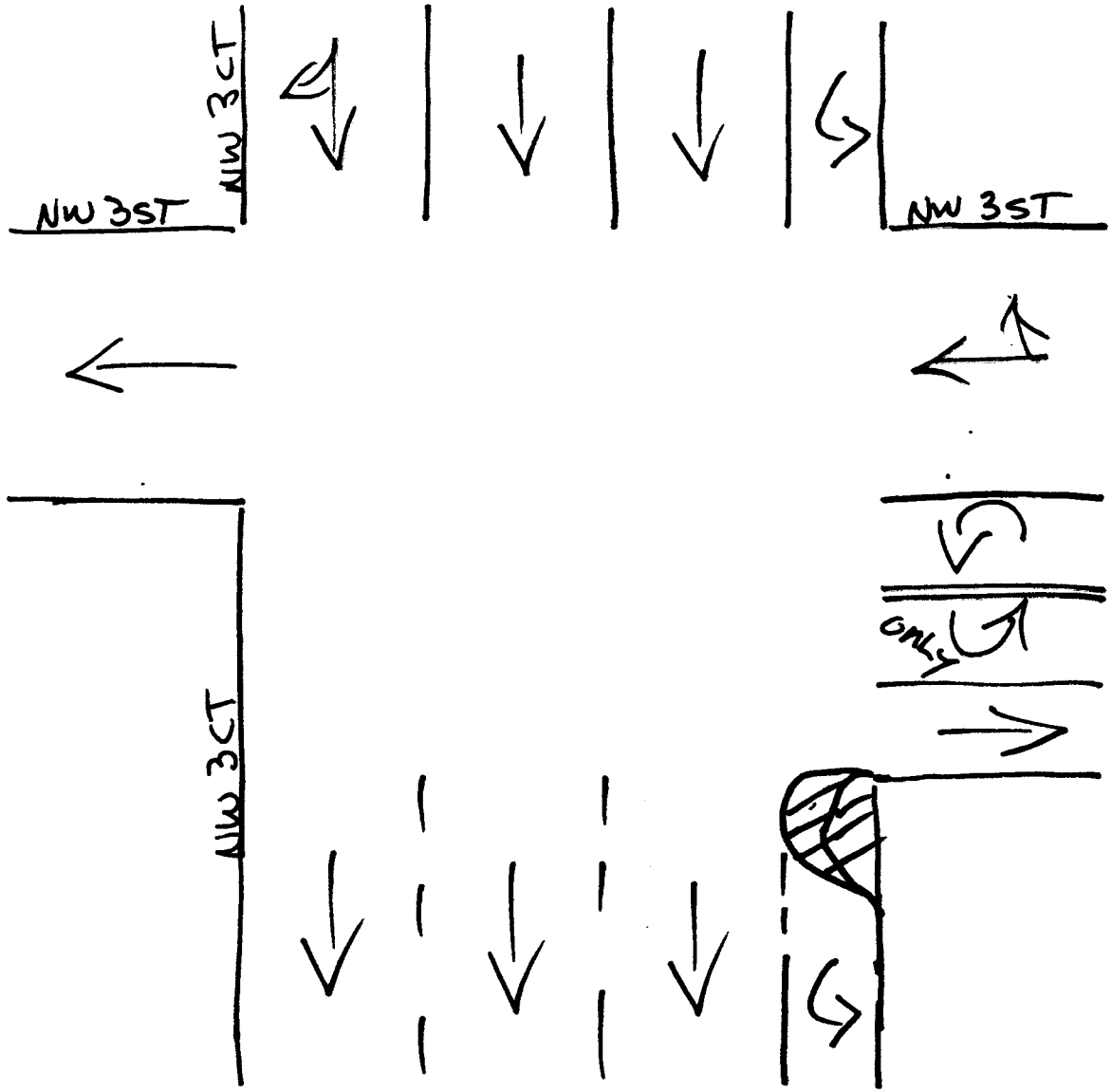
Site Code : 00090010
 Start Date: 03/19/09
 File I.D. : 3STR_3CT
 Page : 1

PEDESTRIANS

Date	NW 3RD COURT From North				NW 3RD STREET From East				NW 3RD COURT From South				NW 3RD STREET From West				Total
	Left	Thru	RIGHT	PEDS	Left	Thru	RIGHT	PEDS	Left	Thru	RIGHT	PEDS	Left	Thru	RIGHT	PEDS	
03/19/09	-----																
07:00	0	0	0	0	0	0	0	0	0	0	0	1	0	0	0	3	4
07:15	0	0	0	0	0	0	0	0	0	0	0	4	0	0	0	1	5
07:30	0	0	0	1	0	0	0	0	0	0	0	0	0	0	0	0	1
07:45	0	0	0	10	0	0	0	2	0	0	0	1	0	0	0	0	13
Hr Total	0	0	0	11	0	0	0	2	0	0	0	6	0	0	0	4	23
08:00	0	0	0	3	0	0	0	0	0	0	0	5	0	0	0	0	8
08:15	0	0	0	6	0	0	0	0	0	0	0	2	0	0	0	4	12
08:30	0	0	0	2	0	0	0	1	0	0	0	4	0	0	0	5	12
08:45	0	0	0	1	0	0	0	1	0	0	0	4	0	0	0	0	6
Hr Total	0	0	0	12	0	0	0	2	0	0	0	15	0	0	0	9	38
----- * BREAK * -----																	
16:00	0	0	0	0	0	0	0	0	0	0	0	2	0	0	0	1	3
16:15	0	0	0	0	0	0	0	0	0	0	0	0	0	0	0	0	0
16:30	0	0	0	3	0	0	0	0	0	0	0	2	0	0	0	0	5
16:45	0	0	0	3	0	0	0	0	0	0	0	3	0	0	0	0	6
Hr Total	0	0	0	6	0	0	0	0	0	0	0	7	0	0	0	1	14
17:00	0	0	0	5	0	0	0	2	0	0	0	5	0	0	0	0	12
17:15	0	0	0	3	0	0	0	0	0	0	0	2	0	0	0	2	7
17:30	0	0	0	3	0	0	0	0	0	0	0	7	0	0	0	0	10
17:45	0	0	0	1	0	0	0	1	0	0	0	0	0	0	0	0	2
Hr Total	0	0	0	12	0	0	0	3	0	0	0	14	0	0	0	2	31

TOTAL	0	0	0	41	0	0	0	7	0	0	0	42	0	0	0	16	106

North ↑



Miami, Florida
March 19, 2009
drawn by: Luis Palomino
Signalized

NW 3RD STREET & NW 3RD AVENUE
 MIAMI, FLORIDA
 COUNTED BY: JOHNNY MOLESTINA
 SIGNALIZED

TRAFFIC SURVEY SPECIALISTS, INC.
 624 GARDENIA TERRACE
 DELRAY BEACH, FLORIDA 33444
 (561) 272-3255 FAX (561) 272-4381

Site Code : 00090010
 Start Date: 03/19/09
 File I.D. : 3STR_3AV
 Page : 1

LIGHT VEHICLES, HEAVY VEHICLES

Date	NW 3RD AVENUE From North				NW 3RD STREET From East				NW 3RD AVENUE From South				NW 3RD STREET From West				Total
	UTurn	Left	Thru	Right	UTurn	Left	Thru	Right	UTurn	Left	Thru	Right	UTurn	Left	Thru	Right	
03/19/09	-----																
07:00	0	0	0	0	0	0	16	19	0	3	89	23	0	0	24	0	174
07:15	0	0	0	0	0	0	12	25	0	5	105	33	0	0	31	0	211
07:30	0	0	0	0	0	0	23	28	0	5	114	17	0	1	50	0	238
07:45	0	0	0	0	0	0	19	34	0	5	129	30	0	7	62	0	286
Hr Total	0	0	0	0	0	0	70	106	0	18	437	103	0	8	167	0	909
08:00	0	0	0	0	0	0	33	39	0	2	158	25	0	12	48	0	317
08:15	0	0	0	0	0	0	45	61	0	7	133	22	0	23	51	0	342
08:30	0	0	0	0	0	0	21	26	0	10	128	39	0	8	44	0	276
08:45	0	0	0	0	0	0	24	21	0	5	122	21	0	1	45	0	239
Hr Total	0	0	0	0	0	0	123	147	0	24	541	107	0	44	188	0	1174
----- * BREAK * -----																	
16:00	0	0	0	0	0	0	52	74	0	1	126	9	0	4	14	0	280
16:15	0	0	0	0	0	0	53	78	0	7	101	9	0	6	12	0	266
16:30	0	0	0	0	0	0	64	83	0	3	121	5	0	3	9	0	288
16:45	0	0	0	0	0	0	56	90	0	6	138	8	0	3	14	0	315
Hr Total	0	0	0	0	0	0	225	325	0	17	486	31	0	16	49	0	1149
17:00	0	0	0	0	0	0	82	105	0	3	176	4	0	5	13	0	388
17:15	0	0	0	0	0	0	54	90	0	8	186	10	0	3	24	0	375
17:30	0	0	0	0	0	0	47	104	0	4	126	5	0	0	15	0	301
17:45	0	0	0	0	0	0	36	74	0	7	97	3	0	6	9	0	232
Hr Total	0	0	0	0	0	0	219	373	0	22	585	22	0	14	61	0	1296

**TOTAL*	0	0	0	0	0	0	637	951	0	81	2049	263	0	82	465	0	4528

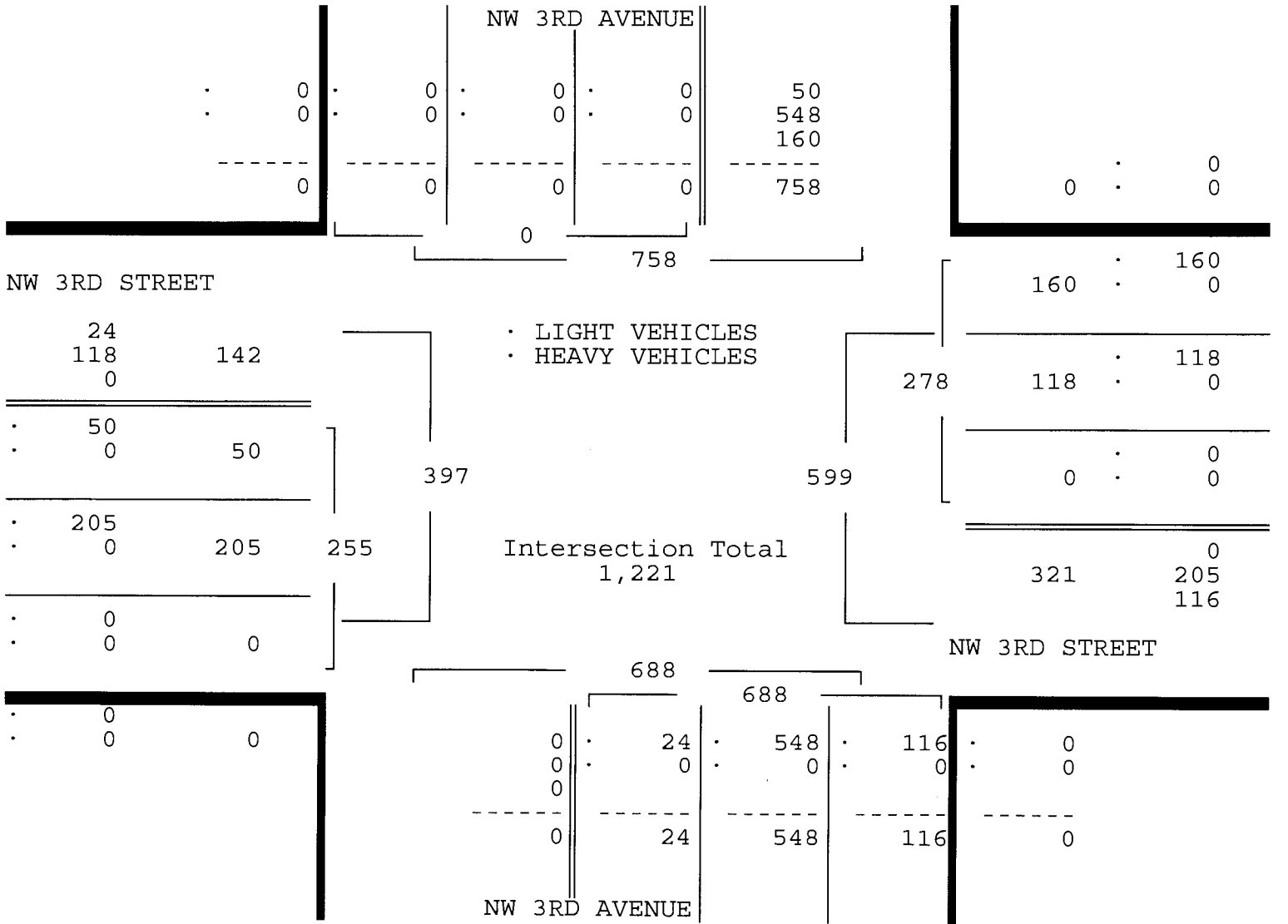
NW 3RD STREET & NW 3RD AVENUE
 MIAMI, FLORIDA
 COUNTED BY: JOHNNY MOLESTINA
 SIGNALIZED

TRAFFIC SURVEY SPECIALISTS, INC.
 624 GARDENIA TERRACE
 DELRAY BEACH, FLORIDA 33444
 (561) 272-3255 FAX (561) 272-4381

Site Code : 00090010
 Start Date: 03/19/09
 File I.D. : 3STR_3AV
 Page : 2

LIGHT VEHICLES, HEAVY VEHICLES

NW 3RD AVENUE From North				NW 3RD STREET From East				NW 3RD AVENUE From South				NW 3RD STREET From West				Total
UTurn	Left	Thru	Right	UTurn	Left	Thru	Right	UTurn	Left	Thru	Right	UTurn	Left	Thru	Right	
Date 03/19/09																
Peak Hour Analysis By Entire Intersection for the Period: 07:00 to 09:00 on 03/19/09																
Peak start 07:45				07:45				07:45				07:45				
Volume	0	0	0	0	0	118	160	0	24	548	116	0	50	205	0	
Percent	0%	0%	0%	0%	0%	42%	58%	0%	3%	80%	17%	0%	20%	80%	0%	
Pk total	0			278				688				255				
Highest	07:00			08:15				08:00				08:15				
Volume	0	0	0	0	0	45	61	0	2	158	25	0	23	51	0	
Hi total	0			106				185				74				
PHF	.0			.66				.93				.86				



NW 3RD STREET & NW 3RD AVENUE
 MIAMI, FLORIDA
 COUNTED BY: JOHNNY MOLESTINA
 SIGNALIZED

TRAFFIC SURVEY SPECIALISTS, INC.
 624 GARDENIA TERRACE
 DELRAY BEACH, FLORIDA 33444
 (561) 272-3255 FAX (561) 272-4381

Site Code : 00090010
 Start Date: 03/19/09
 File I.D. : 3STR_3AV
 Page : 3

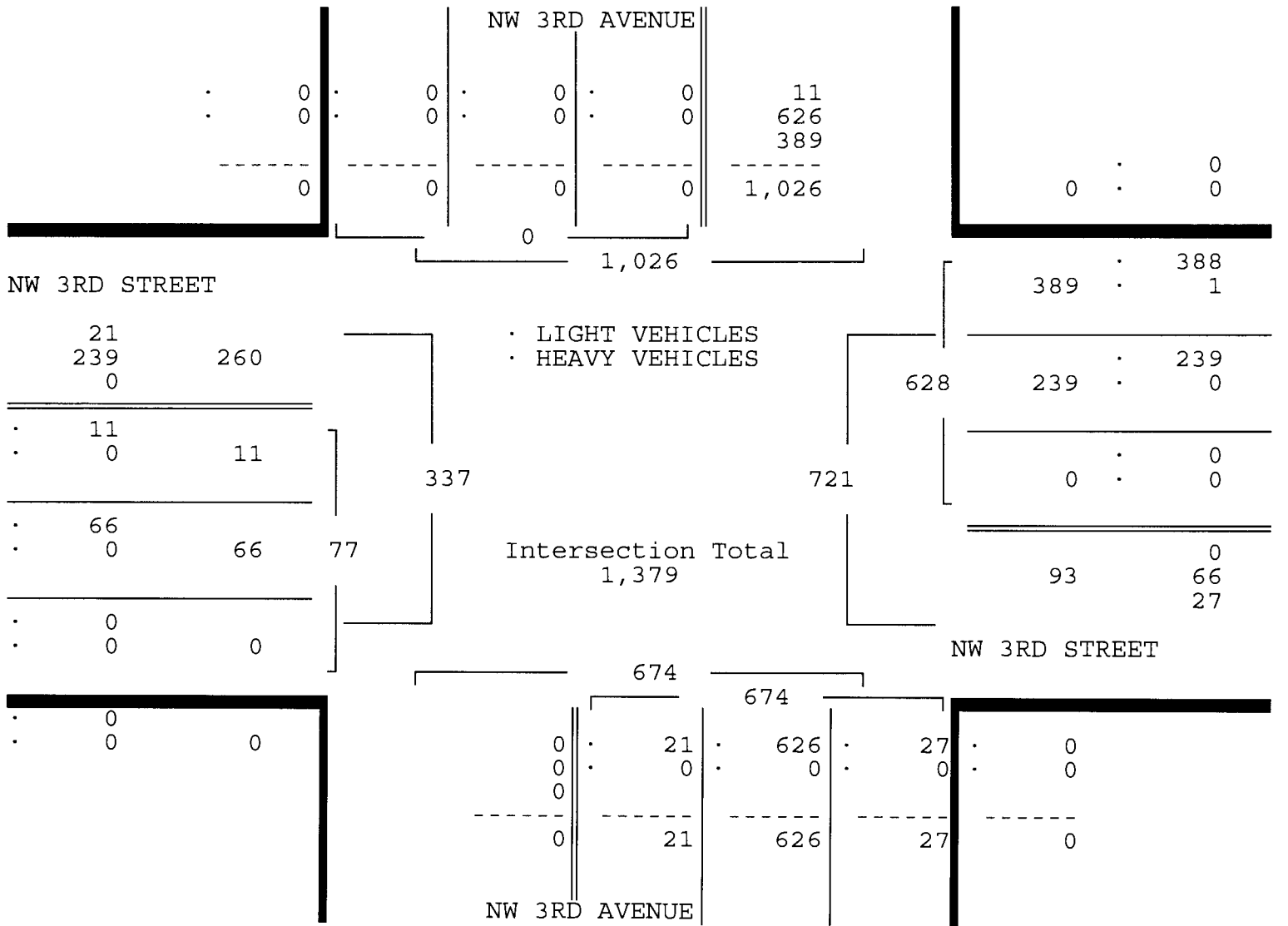
LIGHT VEHICLES, HEAVY VEHICLES

NW 3RD AVENUE From North				NW 3RD STREET From East				NW 3RD AVENUE From South				NW 3RD STREET From West				Total
UTurn	Left	Thru	Right	UTurn	Left	Thru	Right	UTurn	Left	Thru	Right	UTurn	Left	Thru	Right	

Date 03/19/09

Peak Hour Analysis By Entire Intersection for the Period: 16:00 to 18:00 on 03/19/09

Peak start 16:45				16:45				16:45				16:45			
Volume	0	0	0	0	0	239	389	0	21	626	27	0	11	66	0
Percent	0%	0%	0%	0%	0%	38%	62%	0%	3%	93%	4%	0%	14%	86%	0%
PK total	0			628				674				77			
Highest	07:00			17:00				17:15				17:15			
Volume	0	0	0	0	0	82	105	0	8	186	10	0	3	24	0
Hi total	0			187				204				27			
PHF	.0			.84				.83				.71			



NW 3RD STREET & NW 3RD AVENUE
 MIAMI, FLORIDA
 COUNTED BY: JOHNNY MOLESTINA
 SIGNALIZED

TRAFFIC SURVEY SPECIALISTS, INC.
 624 GARDENIA TERRACE
 DELRAY BEACH, FLORIDA 33444
 (561) 272-3255 FAX (561) 272-4381

Site Code : 00090010
 Start Date: 03/19/09
 File I.D. : 3STR_3AV
 Page : 1

HEAVY VEHICLES

Date	NW 3RD AVENUE From North				NW 3RD STREET From East				NW 3RD AVENUE From South				NW 3RD STREET From West				Total
	UTurn	Left	Thru	Right	UTurn	Left	Thru	Right	UTurn	Left	Thru	Right	UTurn	Left	Thru	Right	
03/19/09	-----																
	* BREAK *																
17:00	0	0	0	0	0	0	0	1	0	0	0	0	0	0	0	0	1
17:15	0	0	0	0	0	0	0	0	0	0	0	0	0	0	0	0	0
17:30	0	0	0	0	0	0	0	0	0	0	0	0	0	0	0	0	0
17:45	0	0	0	0	0	0	0	0	0	0	0	0	0	0	0	0	0
Hr Total	0	0	0	0	0	0	0	1	0	0	0	0	0	0	0	0	1
TOTAL	0	0	0	0	0	0	0	1	0	0	0	0	0	0	0	0	1

NW 3RD STREET & NW 3RD AVENUE
 MIAMI, FLORIDA
 COUNTED BY: JOHNNY MOLESTINA
 SIGNALIZED

TRAFFIC SURVEY SPECIALISTS, INC.
 624 GARDENIA TERRACE
 DELRAY BEACH, FLORIDA 33444
 (561) 272-3255 FAX (561) 272-4381

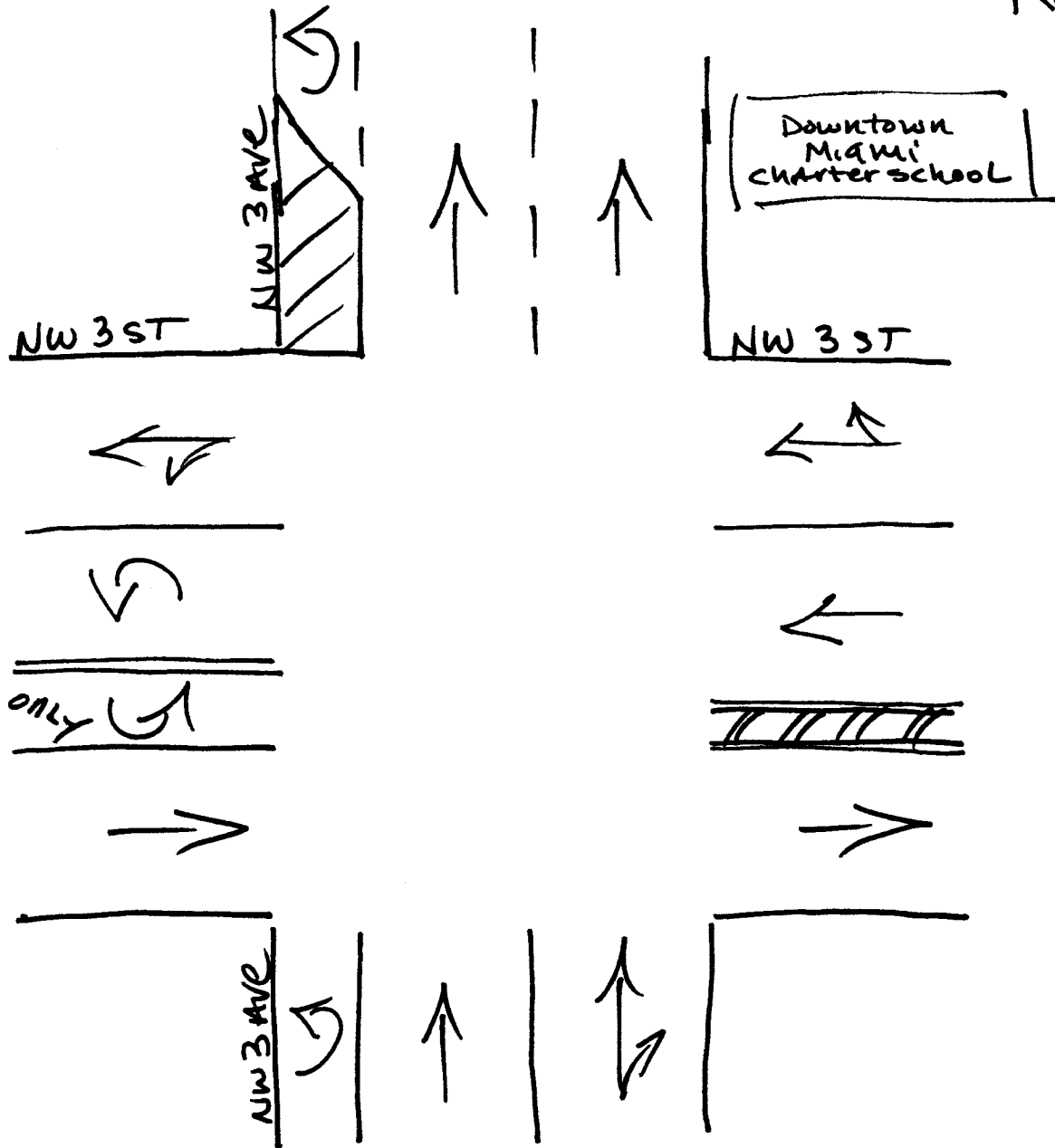
Site Code : 00090010
 Start Date: 03/19/09
 File I.D. : 3STR_3AV
 Page : 1

PEDESTRIANS

Date	NW 3RD AVENUE From North				NW 3RD STREET From East				NW 3RD AVENUE From South				NW 3RD STREET From West				Total
	Left	Thru	RIGHT	PEDS	Left	Thru	RIGHT	PEDS	Left	Thru	RIGHT	PEDS	Left	Thru	RIGHT	PEDS	
03/19/09	-----																
07:00	0	0	0	0	0	0	0	0	0	0	0	0	0	0	0	0	0
07:15	0	0	0	0	0	0	0	2	0	0	0	1	0	0	0	0	3
07:30	0	0	0	0	0	0	0	2	0	0	0	2	0	0	0	0	4
07:45	0	0	0	0	0	0	0	0	0	0	0	0	0	0	0	0	0
Hr Total	0	0	0	0	0	0	0	4	0	0	0	3	0	0	0	0	7
08:00	0	0	0	6	0	0	0	2	0	0	0	0	0	0	0	0	8
08:15	0	0	0	0	0	0	0	0	0	0	0	0	0	0	0	1	1
08:30	0	0	0	0	0	0	0	0	0	0	0	2	0	0	0	0	2
08:45	0	0	0	1	0	0	0	0	0	0	0	0	0	0	0	0	1
Hr Total	0	0	0	7	0	0	0	2	0	0	0	2	0	0	0	1	12
----- * BREAK * -----																	
16:00	0	0	0	1	0	0	0	0	0	0	0	0	0	0	0	0	1
16:15	0	0	0	2	0	0	0	0	0	0	0	0	0	0	0	1	3
16:30	0	0	0	0	0	0	0	1	0	0	0	0	0	0	0	0	1
16:45	0	0	0	1	0	0	0	0	0	0	0	0	0	0	0	0	1
Hr Total	0	0	0	4	0	0	0	1	0	0	0	0	0	0	0	1	6
17:00	0	0	0	1	0	0	0	0	0	0	0	2	0	0	0	0	3
17:15	0	0	0	3	0	0	0	2	0	0	0	0	0	0	0	0	5
17:30	0	0	0	1	0	0	0	0	0	0	0	5	0	0	0	1	7
17:45	0	0	0	2	0	0	0	0	0	0	0	2	0	0	0	1	5
Hr Total	0	0	0	7	0	0	0	2	0	0	0	9	0	0	0	2	20

TOTAL	0	0	0	18	0	0	0	9	0	0	0	14	0	0	0	4	45

↑
North



Miami, Florida
March 19, 2009
drawn by: Luis Palomino
Signalized

NW 2ND STREET & NW 3RD COURT
 MIAMI, FLORIDA
 COUNTED BY: GIANCARLO JOHN
 SIGNALIZED

TRAFFIC SURVEY SPECIALISTS, INC.
 624 GARDENIA TERRACE
 DELRAY BEACH, FLORIDA 33444
 (561) 272-3255 FAX (561) 272-4381

Site Code : 00090010
 Start Date: 03/19/09
 File I.D. : 2STR_3CT
 Page : 1

LIGHT VEHICLES, HEAVY VEHICLES

Date	NW 3RD COURT From North				NW 2ND STREET From East				NW 3RD COURT From South				NW 2ND STREET From West				Total
	UTurn	Left	Thru	Right	UTurn	Left	Thru	Right	UTurn	Left	Thru	Right	UTurn	Left	Thru	Right	
03/19/09	-----																
07:00	0	45	100	0	0	3	0	0	0	0	0	0	0	0	1	10	159
07:15	0	66	97	0	0	11	0	0	0	0	0	0	0	0	3	10	187
07:30	0	72	144	0	0	7	0	0	0	0	0	0	0	0	3	18	244
07:45	0	104	163	0	0	8	0	0	0	0	0	0	0	0	6	12	293
Hr Total	0	287	504	0	0	29	0	0	0	0	0	0	0	0	13	50	883
08:00	0	88	202	0	0	5	0	0	0	0	0	0	0	0	1	14	310
08:15	0	79	201	0	0	8	0	0	0	0	0	0	0	0	3	21	312
08:30	0	72	180	0	0	8	0	0	0	0	0	0	0	0	4	11	275
08:45	0	51	210	0	0	7	0	0	0	0	0	0	0	0	4	20	292
Hr Total	0	290	793	0	0	28	0	0	0	0	0	0	0	0	12	66	1189
----- * BREAK * -----																	
16:00	0	9	253	0	0	35	0	0	0	0	0	0	0	0	5	22	324
16:15	0	8	223	0	0	26	0	0	0	0	0	0	0	0	5	10	272
16:30	0	9	266	0	1	38	0	0	0	0	0	0	0	0	2	17	333
16:45	0	9	224	0	0	30	0	0	0	0	0	0	0	0	2	13	278
Hr Total	0	35	966	0	1	129	0	0	0	0	0	0	0	0	14	62	1207
17:00	0	4	287	0	0	48	0	0	0	0	0	0	0	0	6	30	375
17:15	0	6	234	0	1	43	0	0	0	0	0	0	0	0	5	21	310
17:30	0	6	233	0	0	41	0	0	0	0	0	0	0	0	4	11	295
17:45	0	6	195	0	0	29	0	0	0	0	0	0	0	0	4	14	248
Hr Total	0	22	949	0	1	161	0	0	0	0	0	0	0	0	19	76	1228

TOTAL	0	634	3212	0	2	347	0	0	0	0	0	0	0	0	58	254	4507

NW 2ND STREET & NW 3RD COURT
 MIAMI, FLORIDA
 COUNTED BY: GIANCARLO JOHN
 SIGNALIZED

TRAFFIC SURVEY SPECIALISTS, INC.
 624 GARDENIA TERRACE
 DELRAY BEACH, FLORIDA 33444
 (561) 272-3255 FAX (561) 272-4381

Site Code : 00090010
 Start Date: 03/19/09
 File I.D. : 2STR_3CT
 Page : 2

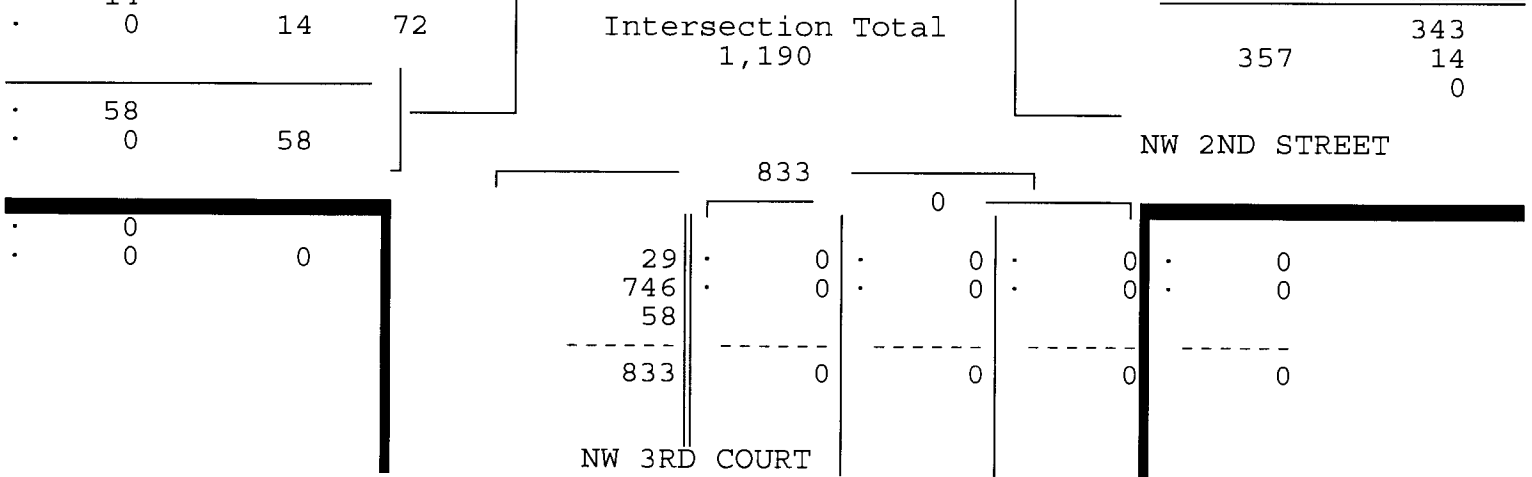
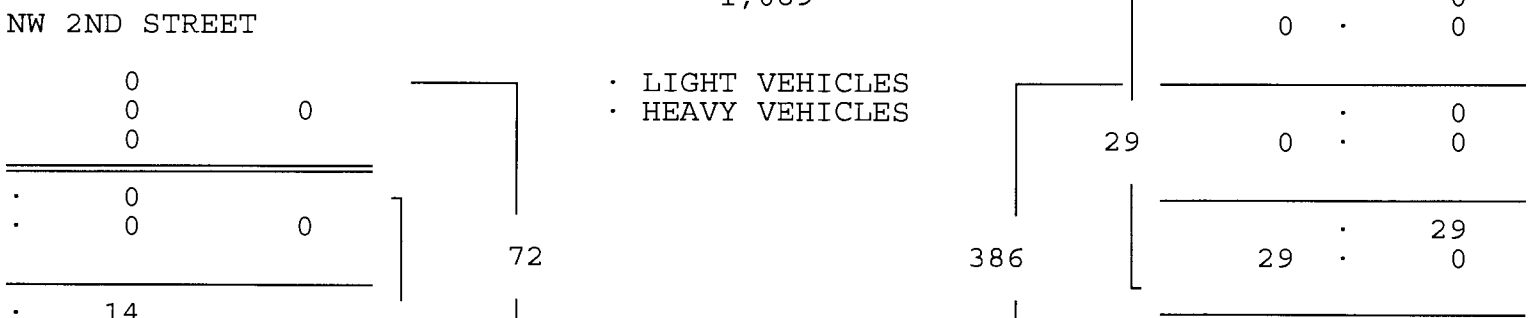

LIGHT VEHICLES, HEAVY VEHICLES

NW 3RD COURT				NW 2ND STREET				NW 3RD COURT				NW 2ND STREET				Total
From North				From East				From South				From West				
UTurn	Left	Thru	Right	UTurn	Left	Thru	Right	UTurn	Left	Thru	Right	UTurn	Left	Thru	Right	

Date 03/19/09

Peak Hour Analysis By Entire Intersection for the Period: 07:00 to 09:00 on 03/19/09

Peak start	07:45				07:45				07:45						
Volume	0	343	746	0	0	29	0	0	0	0	0	0	0	14	58
Percent	0%	31%	69%	0%	0%	100%	0%	0%	0%	0%	0%	0%	0%	19%	81%
Pk total	1089				29				72						
Highest	08:00				07:45				07:00						
Volume	0	88	202	0	0	8	0	0	0	0	0	0	0	3	21
Hi total	290				8				24						
PHF	.94				.91				.75						



NW 2ND STREET & NW 3RD COURT
 MIAMI, FLORIDA
 COUNTED BY: GIANCARLO JOHN
 SIGNALIZED

TRAFFIC SURVEY SPECIALISTS, INC.
 624 GARDENIA TERRACE
 DELRAY BEACH, FLORIDA 33444
 (561) 272-3255 FAX (561) 272-4381

Site Code : 00090010
 Start Date: 03/19/09
 File I.D. : 2STR_3CT
 Page : 3

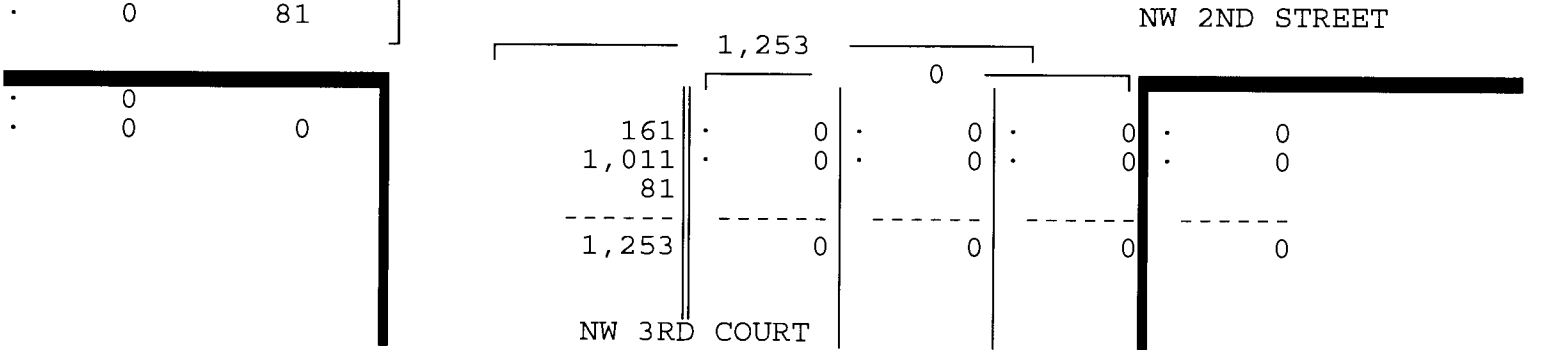
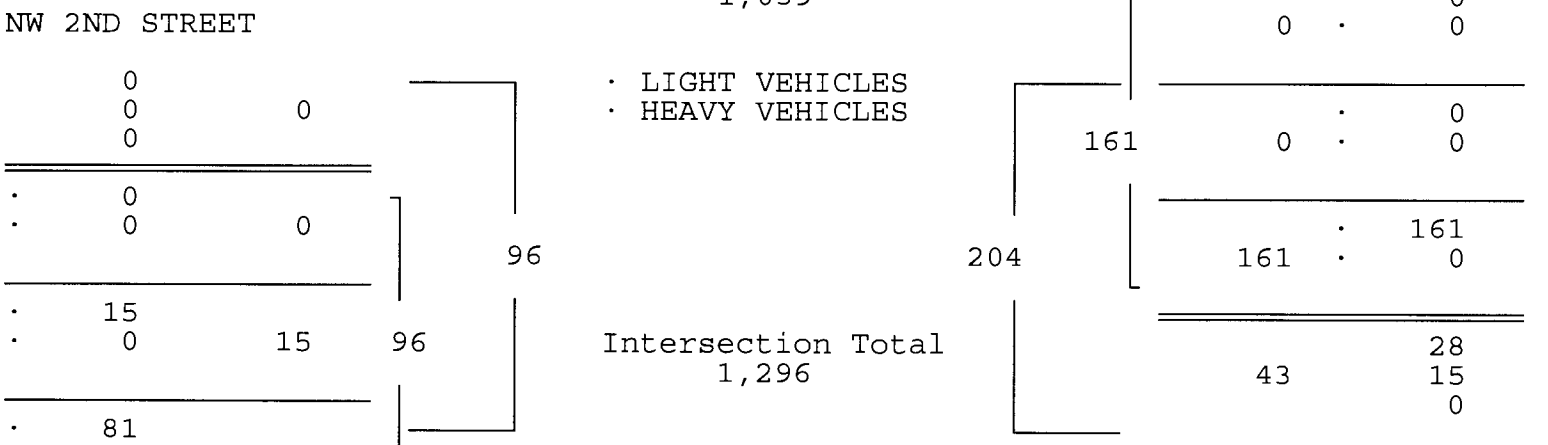

LIGHT VEHICLES, HEAVY VEHICLES

NW 3RD COURT				NW 2ND STREET				NW 3RD COURT				NW 2ND STREET				Total
From North				From East				From South				From West				
UTurn	Left	Thru	Right	UTurn	Left	Thru	Right	UTurn	Left	Thru	Right	UTurn	Left	Thru	Right	

Date 03/19/09

Peak Hour Analysis By Entire Intersection for the Period: 16:00 to 18:00 on 03/19/09

Peak start 16:30				16:30				16:30				16:30			
Volume	0	28	1011	0	2	159	0	0	0	0	0	0	0	15	81
Percent	0%	3%	97%	0%	1%	99%	0%	0%	0%	0%	0%	0%	0%	16%	84%
Pk total	1039			161			0			96					
Highest	17:00			17:00			07:00			17:00					
Volume	0	4	287	0	0	48	0	0	0	0	0	0	0	6	30
Hi total	291			48			0			36					
PHF	.89			.84			.0			.67					



NW 2ND STREET & NW 3RD COURT
 MIAMI, FLORIDA
 COUNTED BY: GIANCARLO JOHN
 SIGNALIZED

TRAFFIC SURVEY SPECIALISTS, INC.
 624 GARDENIA TERRACE
 DELRAY BEACH, FLORIDA 33444
 (561) 272-3255 FAX (561) 272-4381

Site Code : 00090010
 Start Date: 03/19/09
 File I.D. : 2STR_3CT
 Page : 1

HEAVY VEHICLES

Date	NW 3RD COURT From North				NW 2ND STREET From East				NW 3RD COURT From South				NW 2ND STREET From West				Total
	UTurn	Left	Thru	Right	UTurn	Left	Thru	Right	UTurn	Left	Thru	Right	UTurn	Left	Thru	Right	
03/19/09	-----																
07:00	0	0	1	0	0	0	0	0	0	0	0	0	0	0	0	0	1
07:15	0	0	0	0	0	0	0	0	0	0	0	0	0	0	0	0	0
07:30	0	0	0	0	0	0	0	0	0	0	0	0	0	0	0	0	0
07:45	0	0	0	0	0	0	0	0	0	0	0	0	0	0	0	0	0
Hr Total	0	0	1	0	0	0	0	0	0	0	0	0	0	0	0	0	1
08:00	0	0	0	0	0	0	0	0	0	0	0	0	0	0	0	0	0
08:15	0	0	1	0	0	0	0	0	0	0	0	0	0	0	0	0	1
08:30	0	0	0	0	0	0	0	0	0	0	0	0	0	0	0	0	0
08:45	0	0	0	0	0	0	0	0	0	0	0	0	0	0	0	0	0
Hr Total	0	0	1	0	0	0	0	0	0	0	0	0	0	0	0	0	1
----- * BREAK * -----																	
16:00	0	0	0	0	0	0	0	0	0	0	0	0	0	0	0	0	0
16:15	0	0	0	0	0	0	0	0	0	0	0	0	0	0	0	0	0
16:30	0	0	1	0	0	0	0	0	0	0	0	0	0	0	0	0	1
16:45	0	0	0	0	0	0	0	0	0	0	0	0	0	0	0	0	0
Hr Total	0	0	1	0	0	0	0	0	0	0	0	0	0	0	0	0	1
----- * BREAK * -----																	
TOTAL	0	0	3	0	0	0	0	0	0	0	0	0	0	0	0	0	3

NW 2ND STREET & NW 3RD COURT
 MIAMI, FLORIDA
 COUNTED BY: GIANCARLO JOHN
 SIGNALIZED

TRAFFIC SURVEY SPECIALISTS, INC.
 624 GARDENIA TERRACE
 DELRAY BEACH, FLORIDA 33444
 (561) 272-3255 FAX (561) 272-4381

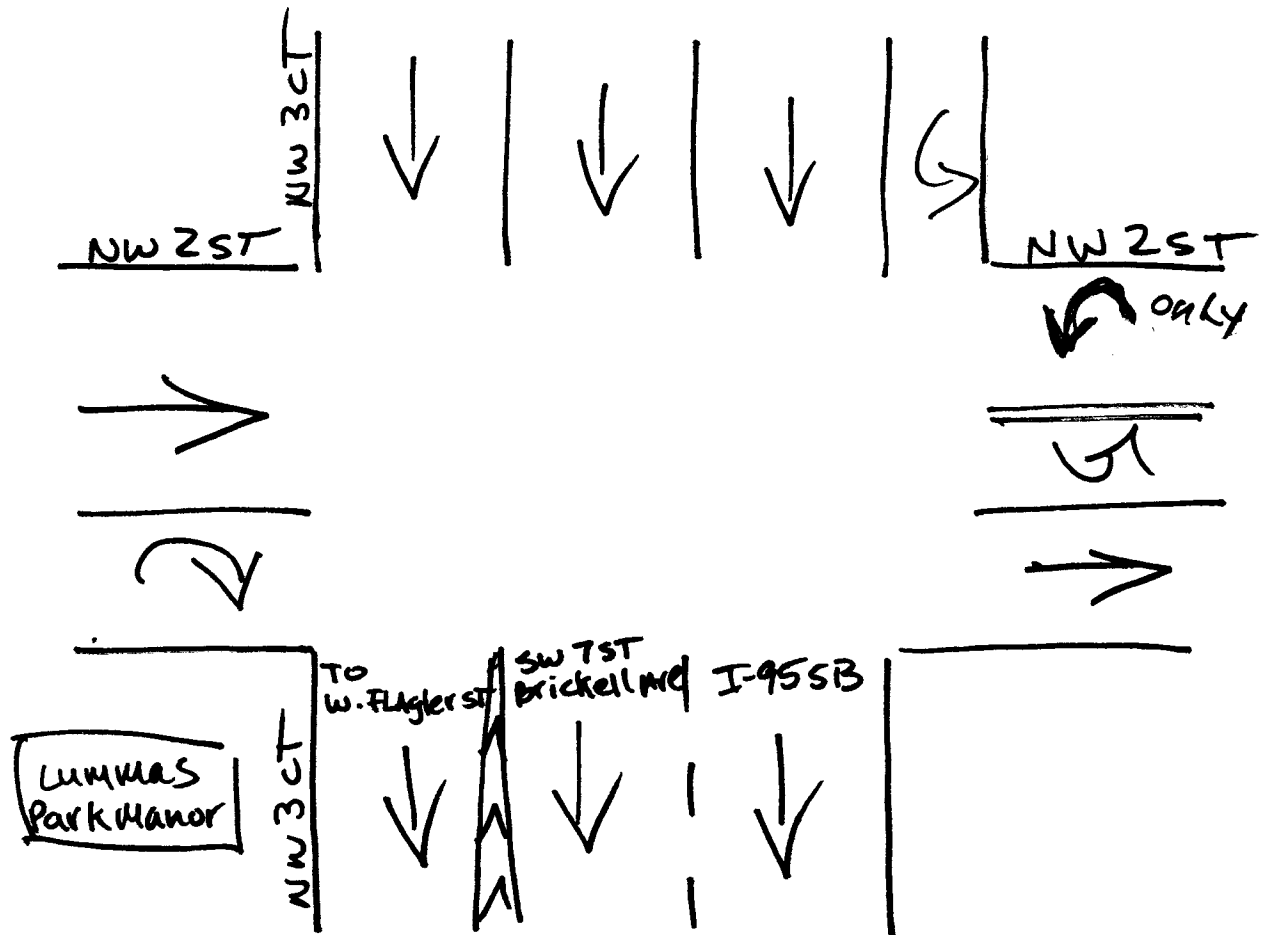
Site Code : 00090010
 Start Date: 03/19/09
 File I.D. : 2STR_3CT
 Page : 1

PEDESTRIANS

Date	NW 3RD COURT From North				NW 2ND STREET From East				NW 3RD COURT From South				NW 2ND STREET From West				Total
	Left	Thru	RIGHT	PEDS	Left	Thru	RIGHT	PEDS	Left	Thru	RIGHT	PEDS	Left	Thru	RIGHT	PEDS	
03/19/09	-----																
07:00	0	0	0	0	0	0	0	1	0	0	0	0	0	0	0	1	2
07:15	0	0	0	0	0	0	0	0	0	0	0	1	0	0	0	0	1
07:30	0	0	0	0	0	0	0	0	0	0	0	0	0	0	0	0	0
07:45	0	0	0	0	0	0	0	0	0	0	0	0	0	0	0	0	0
Hr Total	0	0	0	0	0	0	0	1	0	0	0	1	0	0	0	1	3
08:00	0	0	0	1	0	0	0	0	0	0	0	1	0	0	0	0	2
08:15	0	0	0	1	0	0	0	0	0	0	0	4	0	0	0	1	6
08:30	0	0	0	0	0	0	0	0	0	0	0	2	0	0	0	3	5
08:45	0	0	0	0	0	0	0	0	0	0	0	3	0	0	0	0	3
Hr Total	0	0	0	2	0	0	0	0	0	0	0	10	0	0	0	4	16
----- * BREAK * -----																	
16:00	0	0	0	0	0	0	0	0	0	0	0	4	0	0	0	4	8
16:15	0	0	0	0	0	0	0	0	0	0	0	1	0	0	0	0	1
16:30	0	0	0	0	0	0	0	0	0	0	0	0	0	0	0	0	0
16:45	0	0	0	0	0	0	0	0	0	0	0	1	0	0	0	1	2
Hr Total	0	0	0	0	0	0	0	0	0	0	0	6	0	0	0	5	11
17:00	0	0	0	1	0	0	0	0	0	0	0	1	0	0	0	0	2
17:15	0	0	0	0	0	0	0	0	0	0	0	2	0	0	0	2	4
17:30	0	0	0	0	0	0	0	0	0	0	0	3	0	0	0	1	4
17:45	0	0	0	0	0	0	0	0	0	0	0	1	0	0	0	1	2
Hr Total	0	0	0	1	0	0	0	0	0	0	0	7	0	0	0	4	12

TOTAL	0	0	0	3	0	0	0	1	0	0	0	24	0	0	0	14	42

↑
North



Miami, Florida
March 19, 2009
drawn by: Luis Palomino
Signalized

NW 2ND STREET & NW 3RD AVENUE/NB I 95
 OFF RAMP, MIAMI, FLORIDA
 COUNTED BY: CARLOS RUIZ
 SIGNALIZED

TRAFFIC SURVEY SPECIALISTS, INC.
 624 GARDENIA TERRACE
 DELRAY BEACH, FLORIDA 33444
 (561) 272-3255 FAX (561) 272-4381

Site Code : 00090010
 Start Date: 03/24/09
 File I.D. : 2ST_3AVE
 Page : 1

LIGHT VEHICLES, HEAVY VEHICLES, LIGHT V

Date	NW 3RD AVENUE From North				NW 2ND STREET From East				NB I 95 OFF RAMP From South				NW 2ND STREET From West				Total
	UTurn	Left	Thru	Right	UTurn	Left	Thru	Right	UTurn	Left	Thru	Right	UTurn	Left	Thru	Right	
03/24/09	-----																
07:00	0	0	0	0	0	0	1	8	0	2	117	21	0	1	40	0	190
07:15	0	0	0	0	0	0	2	6	0	5	129	41	0	2	69	0	254
07:30	0	0	0	0	0	0	6	7	0	7	136	29	0	2	77	0	264
07:45	0	0	0	0	0	0	2	6	0	5	152	42	0	2	71	0	280
Hr Total	0	0	0	0	0	0	11	27	0	19	534	133	0	7	257	0	988
08:00	0	0	0	0	0	0	0	6	0	7	152	37	0	2	74	0	278
08:15	0	0	0	0	0	0	4	4	0	7	148	39	0	1	88	0	291
08:30	0	0	0	0	0	0	4	6	0	5	157	31	0	4	77	0	284
08:45	0	0	0	0	0	0	2	9	0	5	165	39	0	1	60	0	281
Hr Total	0	0	0	0	0	0	10	25	0	24	622	146	0	8	299	0	1134
----- * BREAK * -----																	
16:00	0	0	0	0	0	0	26	31	0	5	95	7	0	5	12	0	181
16:15	0	0	0	0	0	0	18	28	0	10	78	1	0	1	12	0	148
16:30	0	0	0	0	0	0	30	50	0	6	105	12	0	3	6	0	212
16:45	0	0	0	0	0	0	29	53	0	10	92	10	0	6	12	0	212
Hr Total	0	0	0	0	0	0	103	162	0	31	370	30	0	15	42	0	753
17:00	0	0	0	0	1	0	37	69	0	4	109	3	0	7	5	0	235
17:15	0	0	0	0	0	0	30	58	0	10	122	9	0	1	6	0	236
17:30	0	0	0	0	0	0	27	45	0	9	115	4	0	3	2	0	205
17:45	0	0	0	0	0	0	27	42	0	5	90	6	0	2	2	0	174
Hr Total	0	0	0	0	1	0	121	214	0	28	436	22	0	13	15	0	850

TOTAL	0	0	0	0	1	0	245	428	0	102	1962	331	0	43	613	0	3725

FROM ↑
 3 AVE & I-95

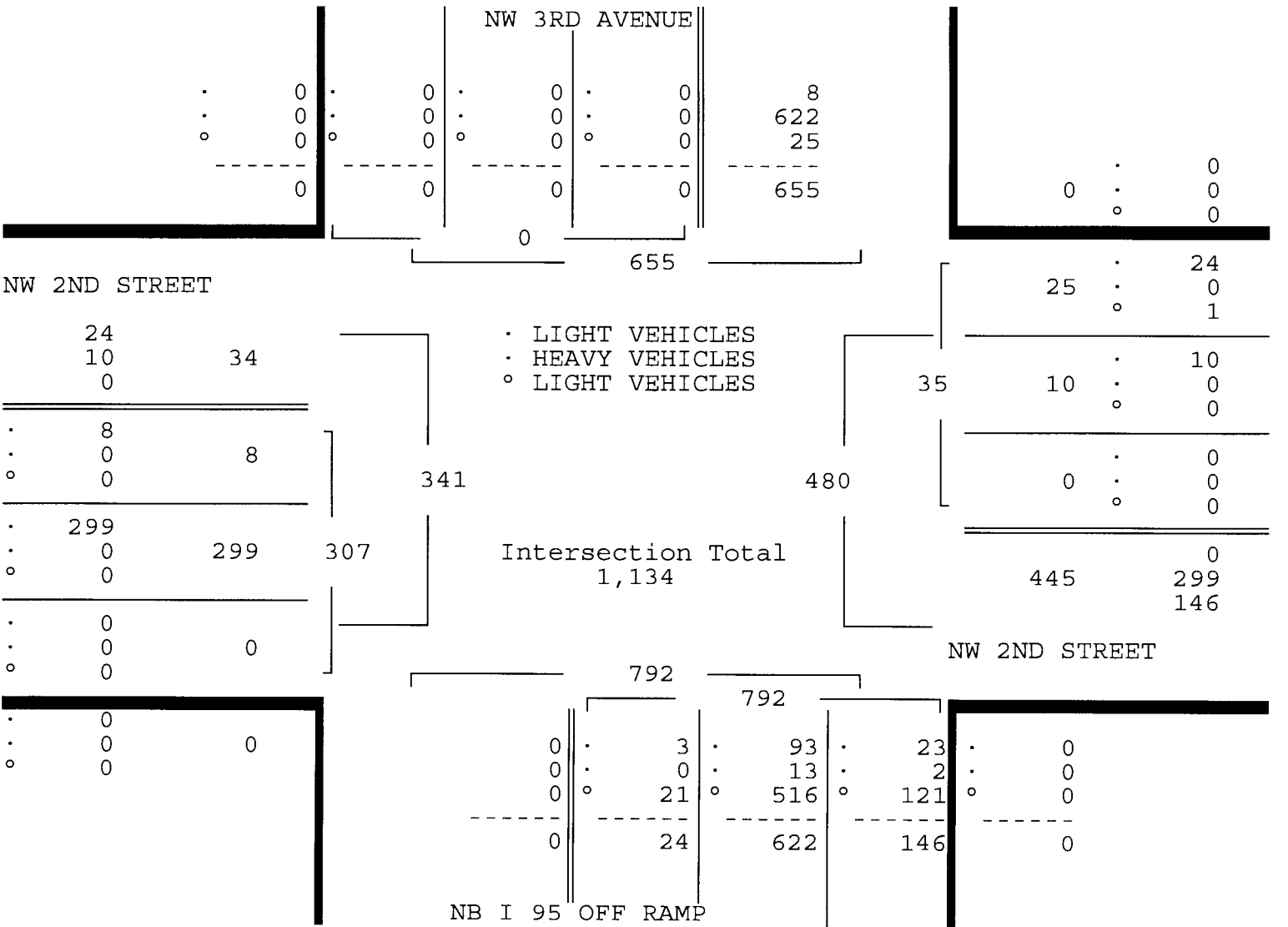
NW 2ND STREET & NW 3RD AVENUE/NB I 95
 OFF RAMP, MIAMI, FLORIDA
 COUNTED BY: CARLOS RUIZ
 SIGNALIZED

TRAFFIC SURVEY SPECIALISTS, INC.
 624 GARDENIA TERRACE
 DELRAY BEACH, FLORIDA 33444
 (561) 272-3255 FAX (561) 272-4381

Site Code : 00090010
 Start Date: 03/24/09
 File I.D. : 2ST_3AVE
 Page : 2

LIGHT VEHICLES, HEAVY VEHICLES, LIGHT V

NW 3RD AVENUE From North					NW 2ND STREET From East				NB I 95 OFF RAMP From South				NW 2ND STREET From West				Total		
UTurn	Left	Thru	Right		UTurn	Left	Thru	Right		UTurn	Left	Thru	Right		UTurn	Left		Thru	Right
Date 03/24/09																			
Peak Hour Analysis By Entire Intersection for the Period: 07:00 to 09:00 on 03/24/09																			
Peak start 08:00					08:00				08:00				08:00						
Volume	0	0	0	0	0	0	10	25		0	24	622	146		0	8	299	0	
Percent	0%	0%	0%	0%	0%	0%	29%	71%		0%	3%	79%	18%		0%	3%	97%	0%	
Pk total	0				35				792				307						
Highest	07:00				08:45				08:45				08:15						
Volume	0	0	0	0	0	0	2	9		0	5	165	39		0	1	88	0	
Hi total	0				11				209				89						
PHF	.0				.80				.95				.86						



NW 2ND STREET & NW 3RD AVENUE/NB I 95
 OFF RAMP, MIAMI, FLORIDA
 COUNTED BY: CARLOS RUIZ
 SIGNALIZED

TRAFFIC SURVEY SPECIALISTS, INC.
 624 GARDENIA TERRACE
 DELRAY BEACH, FLORIDA 33444
 (561) 272-3255 FAX (561) 272-4381

Site Code : 00090010
 Start Date: 03/24/09
 File I.D. : 2ST_3AVE
 Page : 3

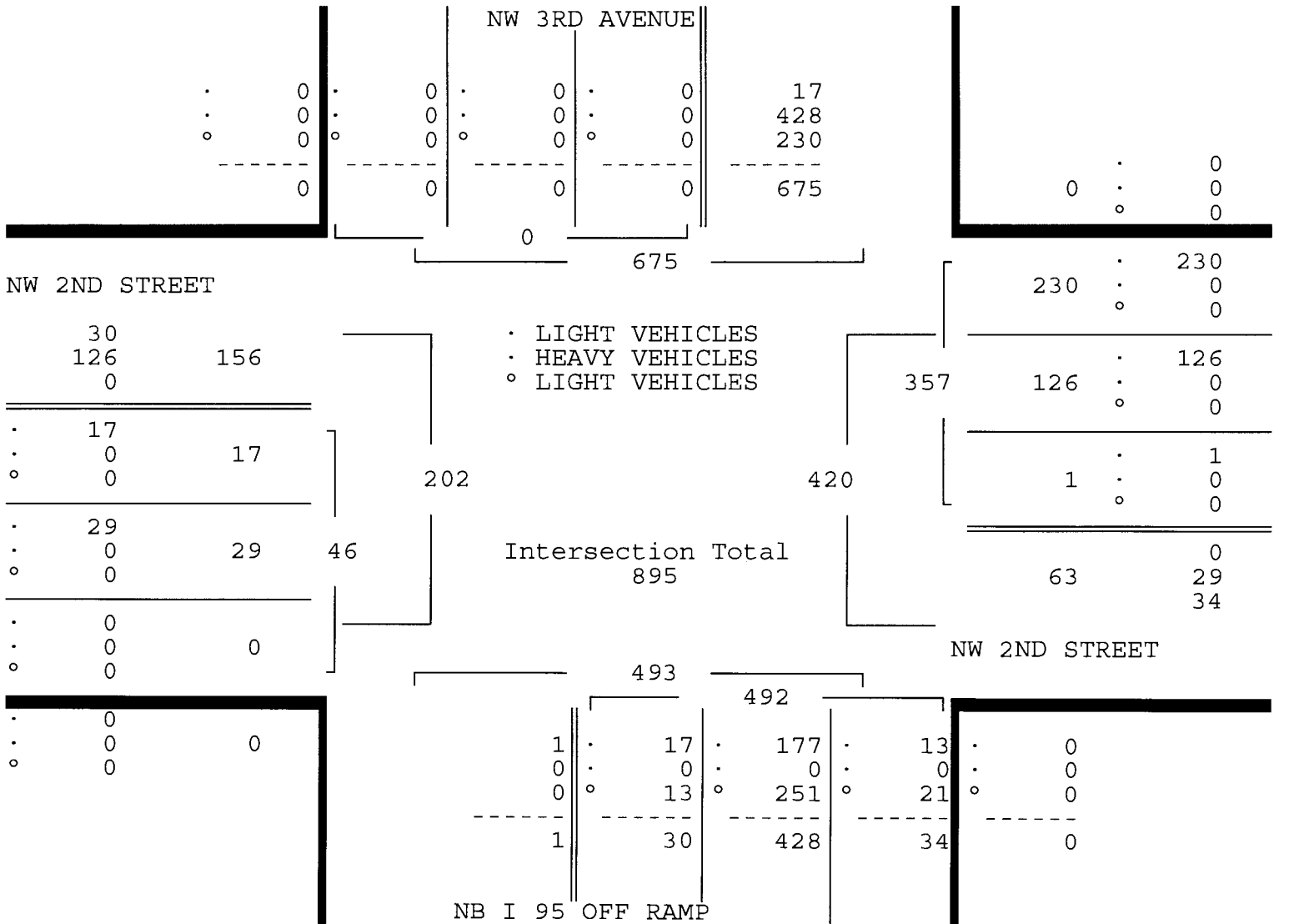
LIGHT VEHICLES, HEAVY VEHICLES, LIGHT V

NW 3RD AVENUE From North				NW 2ND STREET From East				NB I 95 OFF RAMP From South				NW 2ND STREET From West				Total
UTurn	Left	Thru	Right	UTurn	Left	Thru	Right	UTurn	Left	Thru	Right	UTurn	Left	Thru	Right	

Date 03/24/09

Peak Hour Analysis By Entire Intersection for the Period: 16:00 to 18:00 on 03/24/09

Peak start 16:30				16:30				16:30				16:30				
Volume	0	0	0	0	1	0	126	230	0	30	428	34	0	17	29	0
Percent	0%	0%	0%	0%	0%	0%	35%	64%	0%	6%	87%	7%	0%	37%	63%	0%
Pk total	0			357				492				46				
Highest	07:00			17:00				17:15				16:45				
Volume	0	0	0	0	1	0	37	69	0	10	122	9	0	6	12	0
Hi total	0			107				141				18				
PHF	.0			.83				.87				.64				



TRAFFIC SURVEY SPECIALISTS, INC.

NW 2ND STREET & NW 3RD AVENUE/NB I 95

624 GARDENIA TERRACE

Site Code : 00090010

OFF RAMP, MIAMI, FLORIDA

DELRAY BEACH, FLORIDA 33444

Start Date: 03/24/09

COUNTED BY: CARLOS RUIZ

(561) 272-3255 FAX (561) 272-4381

File I.D. : 2ST_3AVE

SIGNALIZED

Page : 1

LIGHT VEHICLES

Date	NW 3RD AVENUE From North				NW 2ND STREET From East				NB I 95 OFF RAMP From South				NW 2ND STREET From West				Total
	UTurn	Left	Thru	Right	UTurn	Left	Thru	Right	UTurn	Left	Thru	Right	UTurn	Left	Thru	Right	
07:00	0	0	0	0	0	0	0	1	0	1	106	18	0	0	0	0	126
07:15	0	0	0	0	0	0	0	0	0	4	110	33	0	0	0	0	147
07:30	0	0	0	0	0	0	0	1	0	5	110	22	0	0	0	0	138
07:45	0	0	0	0	0	0	0	0	0	5	138	39	0	0	0	0	182
Hr Total	0	0	0	0	0	0	0	2	0	15	464	112	0	0	0	0	593
08:00	0	0	0	0	0	0	0	1	0	7	128	32	0	0	0	0	168
08:15	0	0	0	0	0	0	0	0	0	7	134	32	0	0	0	0	173
08:30	0	0	0	0	0	0	0	0	0	4	130	25	0	0	0	0	159
08:45	0	0	0	0	0	0	0	0	0	3	124	32	0	0	0	0	159
Hr Total	0	0	0	0	0	0	0	1	0	21	516	121	0	0	0	0	659
----- * BREAK * -----																	
16:00	0	0	0	0	0	0	0	0	0	1	44	5	0	0	0	0	50
16:15	0	0	0	0	0	0	0	0	0	4	34	0	0	0	0	0	38
16:30	0	0	0	0	0	0	0	0	0	2	66	5	0	0	0	0	73
16:45	0	0	0	0	0	0	0	0	0	5	45	6	0	0	0	0	56
Hr Total	0	0	0	0	0	0	0	0	0	12	189	16	0	0	0	0	217
17:00	0	0	0	0	0	0	0	0	0	3	62	2	0	0	0	0	67
17:15	0	0	0	0	0	0	0	0	0	3	78	8	0	0	0	0	89
17:30	0	0	0	0	0	0	0	0	0	5	85	2	0	0	0	0	92
17:45	0	0	0	0	0	0	0	0	0	3	59	6	0	0	0	0	68
Hr Total	0	0	0	0	0	0	0	0	0	14	284	18	0	0	0	0	316
TOTAL	0	0	0	0	0	0	0	3	0	62	1453	267	0	0	0	0	1785

FROM
I-95
ONLY

TRAFFIC SURVEY SPECIALISTS, INC.

NW 2ND STREET & NW 3RD AVENUE/NB I 95
 OFF RAMP, MIAMI, FLORIDA
 COUNTED BY: CARLOS RUIZ
 SIGNALIZED

624 GARDENIA TERRACE
 DELRAY BEACH, FLORIDA 33444
 (561) 272-3255 FAX (561) 272-4381

Site Code : 00090010
 Start Date: 03/24/09
 File I.D. : 2ST_3AVE
 Page : 1

HEAVY VEHICLES

Date	NW 3RD AVENUE From North				NW 2ND STREET From East				NW 3RD AVE From South				NW 2ND STREET From West				Total
	UTurn	Left	Thru	Right	UTurn	Left	Thru	Right	UTurn	Left	Thru	Right	UTurn	Left	Thru	Right	
03/24/09																	
07:00	0	0	0	0	0	0	0	0	0	0	0	0	0	0	0	0	0
07:15	0	0	0	0	0	0	0	0	0	0	0	0	0	0	0	0	0
07:30	0	0	0	0	0	0	0	0	0	1	4	0	0	0	0	0	5
07:45	0	0	0	0	0	0	0	0	0	0	0	0	0	0	0	0	0
Hr Total	0	0	0	0	0	0	0	0	0	1	4	0	0	0	0	0	5
08:00	0	0	0	0	0	0	0	0	0	0	4	0	0	0	0	0	4
08:15	0	0	0	0	0	0	0	0	0	0	0	0	0	0	0	0	0
08:30	0	0	0	0	0	0	0	0	0	0	0	0	0	0	0	0	0
08:45	0	0	0	0	0	0	0	0	0	0	9	2	0	0	0	0	11
Hr Total	0	0	0	0	0	0	0	0	0	0	13	2	0	0	0	0	15
* BREAK *																	
16:00	0	0	0	0	0	0	0	0	0	0	1	0	0	0	0	0	1
16:15	0	0	0	0	0	0	0	0	0	0	0	0	0	0	0	0	0
16:30	0	0	0	0	0	0	0	0	0	0	0	0	0	0	0	0	0
16:45	0	0	0	0	0	0	0	0	0	0	0	0	0	0	0	0	0
Hr Total	0	0	0	0	0	0	0	0	0	0	1	0	0	0	0	0	1
* BREAK *																	
TOTAL	0	0	0	0	0	0	0	0	0	1	18	2	0	0	0	0	21

NW 2ND STREET & NW 3RD AVENUE/NB I 95
 OFF RAMP, MIAMI, FLORIDA
 COUNTED BY: CARLOS RUIZ
 SIGNALIZED

TRAFFIC SURVEY SPECIALISTS, INC.
 624 GARDENIA TERRACE
 DELRAY BEACH, FLORIDA 33444
 (561) 272-3255 FAX (561) 272-4381

Site Code : 00090010
 Start Date: 03/24/09
 File I.D. : 2ST_3AVP
 Page : 1

PEDESTRIANS

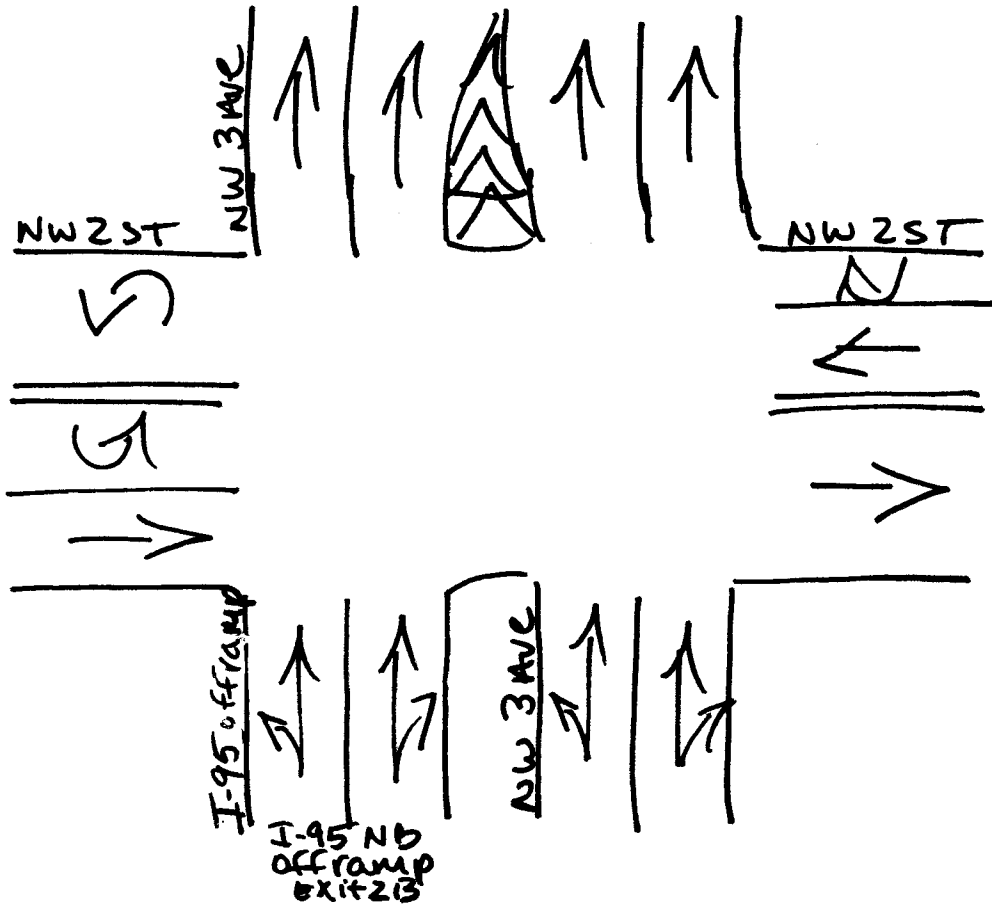
Date	NW 3RD AVENUE From North				NW 2ND STREET From East				NW 3RD AVE/NB I 95 OFF RAMP From South				NW 2ND STREET From West				Total
	Left	Thru	Right	Peds	Left	Thru	Right	Peds	Left	Thru	Right	Peds	Left	Thru	Right	Peds	
03/24/09	-----																
07:00	0	0	0	2	0	0	0	0	0	0	0	2	0	0	0	0	4
07:15	0	0	0	1	0	0	0	1	0	0	0	3	0	0	0	0	5
07:30	0	0	0	12	0	0	0	0	0	0	0	5	0	0	0	0	17
07:45	0	0	0	3	0	0	0	0	0	0	0	2	0	0	0	0	5
Hr Total	0	0	0	18	0	0	0	1	0	0	0	12	0	0	0	0	31
08:00	0	0	0	2	0	0	0	0	0	0	0	1	0	0	0	0	3
08:15	0	0	0	3	0	0	0	0	0	0	0	1	0	0	0	0	4
08:30	0	0	0	1	0	0	0	0	0	0	0	2	0	0	0	0	3
08:45	0	0	0	3	0	0	0	1	0	0	0	3	0	0	0	1	8
Hr Total	0	0	0	9	0	0	0	1	0	0	0	7	0	0	0	1	18

* BREAK *																	

16:00	0	0	0	0	0	0	0	1	0	0	0	0	0	0	0	0	1
16:15	0	0	0	2	0	0	0	0	0	0	0	1	0	0	0	0	3
16:30	0	0	0	1	0	0	0	0	0	0	0	0	0	0	0	0	1
16:45	0	0	0	3	0	0	0	0	0	0	0	2	0	0	0	0	5
Hr Total	0	0	0	6	0	0	0	1	0	0	0	3	0	0	0	0	10
17:00	0	0	0	2	0	0	0	1	0	0	0	0	0	0	0	0	3
17:15	0	0	0	0	0	0	0	0	0	0	0	4	0	0	0	0	4
17:30	0	0	0	3	0	0	0	0	0	0	0	2	0	0	0	0	5
17:45	0	0	0	2	0	0	0	2	0	0	0	0	0	0	0	0	4
Hr Total	0	0	0	7	0	0	0	3	0	0	0	6	0	0	0	0	16

TOTAL	0	0	0	40	0	0	0	6	0	0	0	28	0	0	0	1	75

↑
North



Miami, Florida
March 24, 2009
drawn by: Luis Palomino
Signalized

W FLAGLER STREET & NW 3RD COURT
 MIAMI, FLORIDA
 COUNTED BY: ISIDRO GONZALEZ
 NOT SIGNALIZED, NO STOPS

TRAFFIC SURVEY SPECIALISTS, INC.
 624 GARDENIA TERRACE
 DELRAY BEACH, FLORIDA 33444
 (561) 272-3255 FAX (561) 272-4381

Site Code : 00090010
 Start Date: 03/19/09
 File I.D. : FLAG_3CT
 Page : 1

LIGHT VEHICLES, HEAVY VEHICLES

Date	NW 3RD COURT			W FLAGLER STREET			W FLAGLER STREET			Total
	From North	From East	From West	From North	From East	From West	From North	From East	From West	
	UTurn	Left	Right	THRU	3 AVE	Right	UTurn	Left	Thru	
03/19/09										
07:00	0	0	80	17	23	0	0	0	0	120
07:15	0	0	73	23	24	0	0	0	0	120
07:30	0	0	87	26	20	0	0	0	0	133
07:45	0	0	89	32	36	0	0	0	0	157
Hr Total	0	0	329	98	103	0	0	0	0	530
08:00	0	0	148	36	33	0	0	0	0	217
08:15	0	0	136	30	29	0	0	0	0	195
08:30	0	0	87	28	41	0	0	0	0	156
08:45	0	0	100	23	39	0	0	0	0	162
Hr Total	0	0	471	117	142	0	0	0	0	730
----- * BREAK * -----										
16:00	0	0	156	49	103	0	0	0	0	308
16:15	0	0	137	61	74	0	0	0	0	272
16:30	0	0	169	71	91	0	0	0	0	331
16:45	0	0	159	81	70	0	0	0	0	310
Hr Total	0	0	621	262	338	0	0	0	0	1221
17:00	0	0	188	85	105	0	0	0	0	378
17:15	0	0	159	81	108	0	0	0	0	348
17:30	0	0	164	53	99	0	0	0	0	316
17:45	0	0	129	62	105	0	0	0	0	296
Hr Total	0	0	640	281	417	0	0	0	0	1338
TOTAL	0	0	2061	758	1000	0	0	0	0	3819

W FLAGLER STREET & NW 3RD COURT
 MIAMI, FLORIDA
 COUNTED BY: ISIDRO GONZALEZ
 NOT SIGNALIZED, NO STOPS

TRAFFIC SURVEY SPECIALISTS, INC.
 624 GARDENIA TERRACE
 DELRAY BEACH, FLORIDA 33444
 (561) 272-3255 FAX (561) 272-4381

Site Code : 00090010
 Start Date: 03/19/09
 File I.D. : FLAG_3CT
 Page : 2

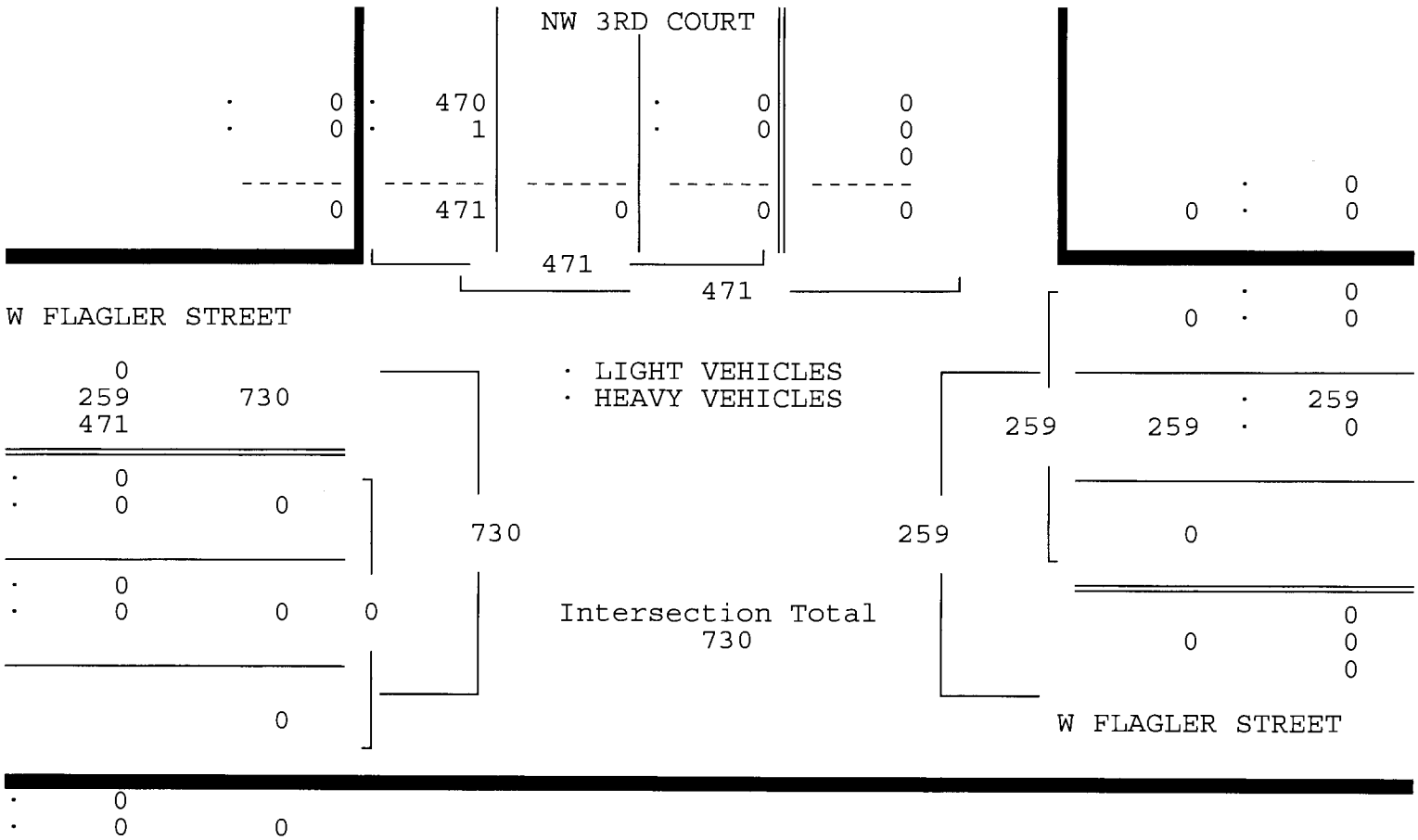
LIGHT VEHICLES, HEAVY VEHICLES

NW 3RD COURT			W FLAGLER STREET			W FLAGLER STREET			Total
From North			From East			From West			
UTurn	Left	Right	THRU			UTurn	Left	Thru	
			Thru	3 AVE	Right				

Date 03/19/09

Peak Hour Analysis By Entire Intersection for the Period: 07:00 to 09:00 on 03/19/09

Peak start	08:00			08:00			08:00		
Volume	0	0	471	117	142	0	0	0	0
Percent	0%	0%	100%	45%	55%	0%	0%	0%	0%
Pk total	471			259			0		
Highest	08:00			08:00			07:00		
Volume	0	0	148	36	33	0	0	0	0
Hi total	148			69			0		
PHF	.80			.94			.0		



W FLAGLER STREET & NW 3RD COURT
 MIAMI, FLORIDA
 COUNTED BY: ISIDRO GONZALEZ
 NOT SIGNALIZED, NO STOPS

TRAFFIC SURVEY SPECIALISTS, INC.
 624 GARDENIA TERRACE
 DELRAY BEACH, FLORIDA 33444
 (561) 272-3255 FAX (561) 272-4381

Site Code : 00090010
 Start Date: 03/19/09
 File I.D. : FLAG_3CT
 Page : 3

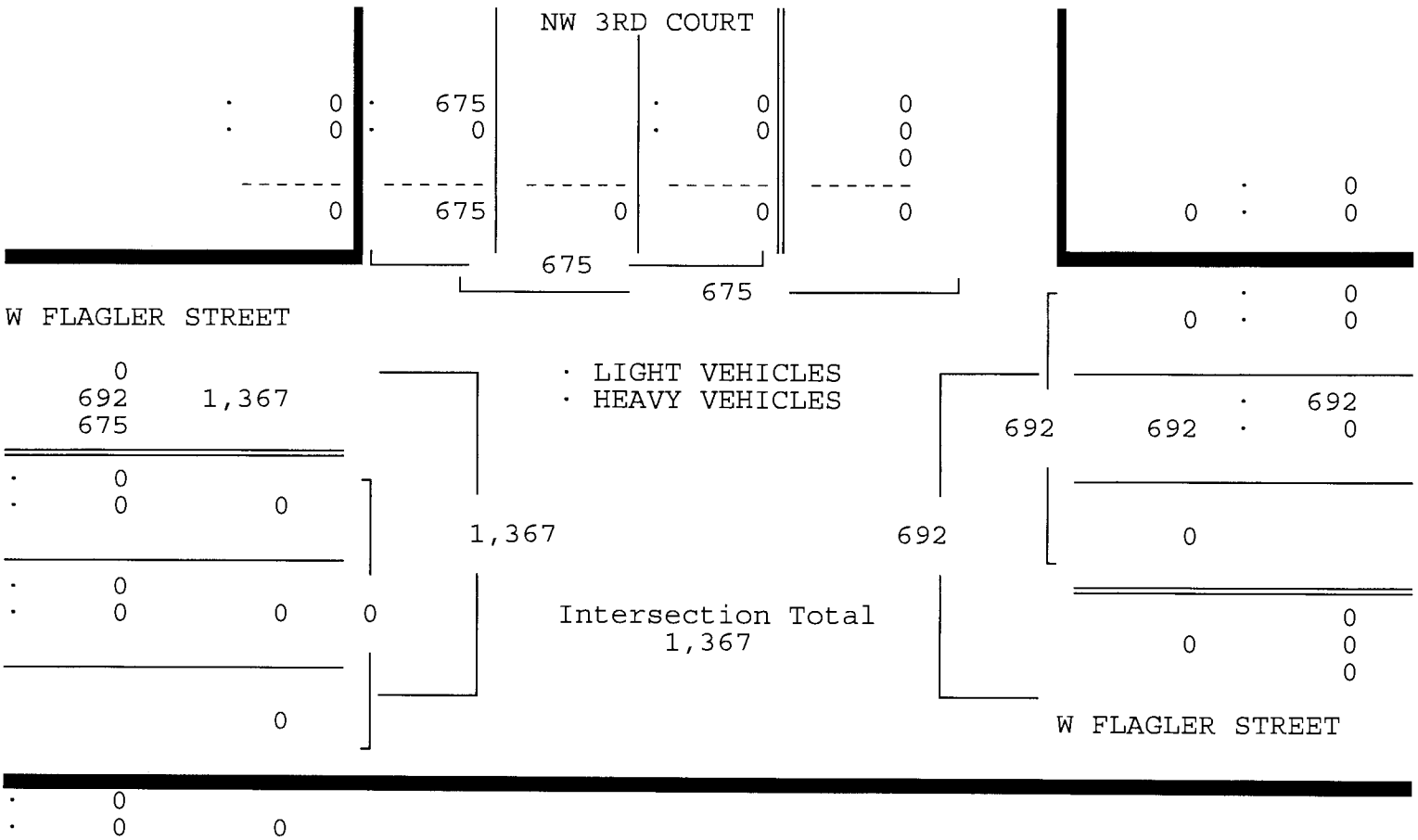
LIGHT VEHICLES, HEAVY VEHICLES

NW 3RD COURT			W FLAGLER STREET			W FLAGLER STREET			Total
From North			From East			From West			
UTurn	Left	Right	THRU			UTurn	Left	Thru	
			Thru	3 AVE	Right				

Date 03/19/09

Peak Hour Analysis By Entire Intersection for the Period: 16:00 to 18:00 on 03/19/09

Peak start 16:30				16:30			16:30		
Volume	0	0	675	318	374	0	0	0	0
Percent	0%	0%	100%	46%	54%	0%	0%	0%	0%
Pk total	675			692			0		
Highest	17:00			17:00			07:00		
Volume	0	0	188	85	105	0	0	0	0
Hi total	188			190			0		
PHF	.90			.91			.0		



W FLAGLER STREET & NW 3RD COURT
 MIAMI, FLORIDA
 COUNTED BY: ISIDRO GONZALEZ
 NOT SIGNALIZED, NO STOPS

TRAFFIC SURVEY SPECIALISTS, INC.
 624 GARDENIA TERRACE
 DELRAY BEACH, FLORIDA 33444
 (561) 272-3255 FAX (561) 272-4381

Site Code : 00090010
 Start Date: 03/19/09
 File I.D. : FLAG_3CT
 Page : 1

HEAVY VEHICLES

NW 3RD COURT			W FLAGLER STREET			W FLAGLER STREET			
From North			From East			From West			
			THRU						
UTurn	Left	Right	Thru	3 AVE	Right	UTurn	Left	Thru	Total

Date 03/19/09

* BREAK *

08:00	0	0	1	0	0	0	0	0	0	1
08:15	0	0	0	0	0	0	0	0	0	0
08:30	0	0	0	0	0	0	0	0	0	0
08:45	0	0	0	0	0	0	0	0	0	0
Hr Total	0	0	1	0	0	0	0	0	0	1

* BREAK *

TOTAL	0	0	1	0	0	0	0	0	0	1
---------	---	---	---	---	---	---	---	---	---	---

W FLAGLER STREET & NW 3RD COURT
 MIAMI, FLORIDA
 COUNTED BY: ISIDRO GONZALEZ
 NOT SIGNALIZED, NO STOPS

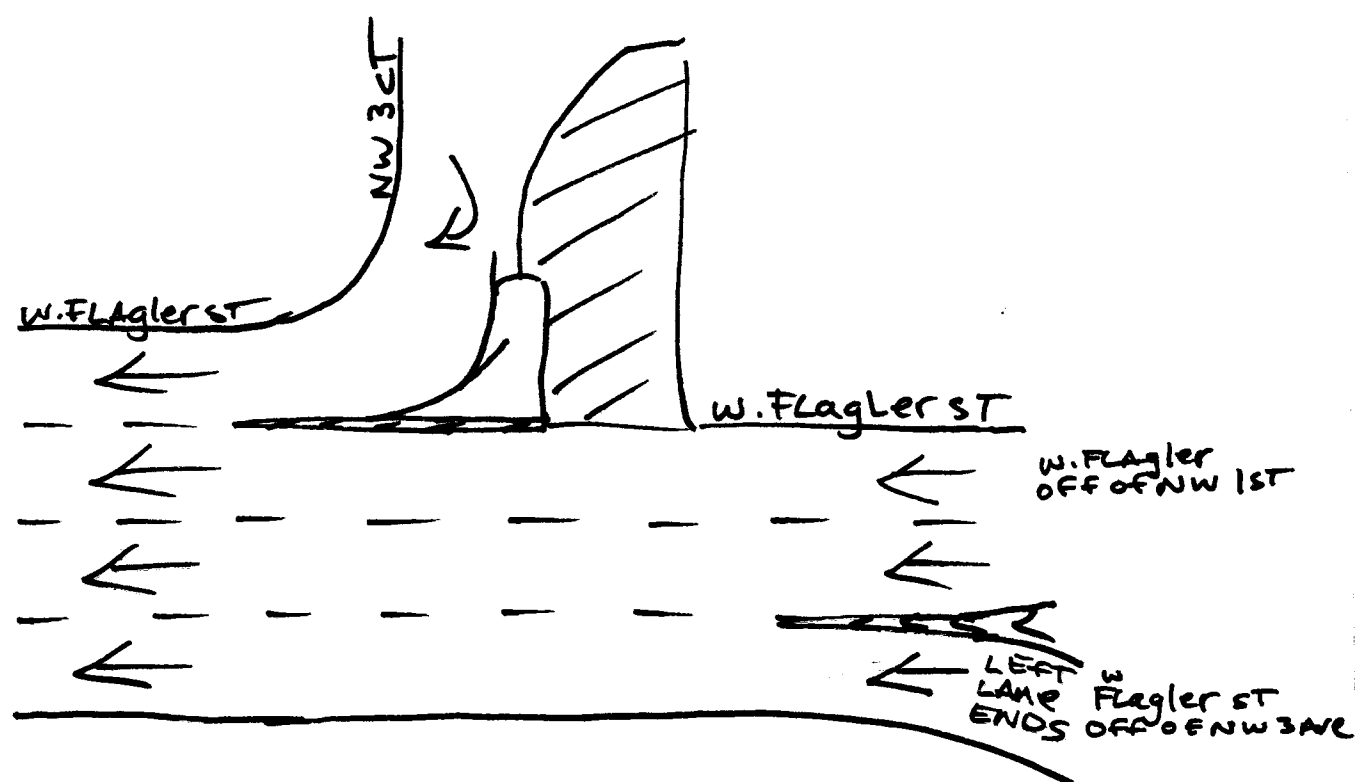
TRAFFIC SURVEY SPECIALISTS, INC.
 624 GARDENIA TERRACE
 DELRAY BEACH, FLORIDA 33444
 (561) 272-3255 FAX (561) 272-4381

Site Code : 00090010
 Start Date: 03/19/09
 File I.D. : FLAG_3CT
 Page : 1

PEDESTRIANS

Date	NW 3RD COURT From North			W FLAGLER STREET From East		W FLAGLER STREET From West			Total
	Left	RIGHT	PEDS	Thru	RIGHT	Left	Thru	PEDS	
03/19/09									
07:00	0	0	11	0	0	0	0	0	11
07:15	0	0	9	0	0	0	0	0	9
07:30	0	0	6	0	0	0	0	0	6
07:45	0	0	12	0	0	0	0	0	12
Hr Total	0	0	38	0	0	0	0	0	38
08:00	0	0	6	0	0	0	0	0	6
08:15	0	0	10	0	0	0	0	0	10
08:30	0	0	10	0	0	0	0	0	10
08:45	0	0	3	0	0	0	0	0	3
Hr Total	0	0	29	0	0	0	0	0	29
* BREAK *									
16:00	0	0	8	0	0	0	0	0	8
16:15	0	0	6	0	0	0	0	0	6
16:30	0	0	6	0	0	0	0	0	6
16:45	0	0	6	0	0	0	0	0	6
Hr Total	0	0	26	0	0	0	0	0	26
17:00	0	0	2	0	0	0	0	0	2
17:15	0	0	11	0	0	0	0	0	11
17:30	0	0	5	0	0	0	0	0	5
17:45	0	0	2	0	0	0	0	0	2
Hr Total	0	0	20	0	0	0	0	0	20
TOTAL	0	0	113	0	0	0	0	0	113

↑
North



Miami, Florida
March 19, 2009
drawn by: Luis Palomino
NOT signalized
no stop signs

TRAFFIC SURVEY SPECIALISTS, INC.

NW 1ST STREET/W FLAGLER STREET & NW 3RD AVENUE, MIAMI, FLORIDA
 COUNTED BY: GIANCARLO JOHN
 SIGNALIZED

624 GARDENIA TERRACE
 DELRAY BEACH, FLORIDA 33444
 (561) 272-3255 FAX (561) 272-4381

Site Code : 00090010
 Start Date: 03/24/09
 File I.D. : FLAG_3AV
 Page : 1

LIGHT VEHICLES, HEAVY VEHICLES, LIGHT V

Date	NW 3RD AVENUE From North				W FLAGLER STREET From East				NW 3RD AVENUE From South				W FLAGLER ST/1 ST From West				Total
	UTurn	Left	Thru	Right	UTurn	Left	Thru	Right	UTurn	Left	Thru	Right	UTurn	Left	Thru	Right	
03/24/09	-----																
07:00	0	0	0	0	0	0	33	3	0	3	13	0	0	0	0	0	52
07:15	0	0	0	0	0	0	23	8	0	2	19	0	0	0	0	0	52
07:30	0	0	0	0	0	0	26	10	0	1	21	0	0	0	0	0	58
07:45	0	0	0	0	0	0	37	10	0	3	11	0	0	0	0	0	61
Hr Total	0	0	0	0	0	0	119	31	0	9	64	0	0	0	0	0	223
08:00	0	0	0	0	0	0	33	14	0	6	9	0	0	0	0	0	62
08:15	0	0	0	0	0	0	39	9	0	2	13	0	0	0	0	0	63
08:30	0	0	0	0	0	0	32	12	0	4	23	0	0	0	0	0	71
08:45	0	0	0	0	0	0	28	12	0	2	19	0	0	0	0	0	61
Hr Total	0	0	0	0	0	0	132	47	0	14	64	0	0	0	0	0	257
----- * BREAK * -----																	
16:00	0	0	0	0	0	0	62	29	0	2	23	0	0	0	0	0	116
16:15	0	0	0	0	0	0	61	34	0	4	15	0	0	0	0	0	114
16:30	0	0	0	0	0	0	53	31	0	5	21	0	0	0	0	0	110
16:45	0	0	0	0	0	0	78	32	0	5	22	0	0	0	0	0	137
Hr Total	0	0	0	0	0	0	254	126	0	16	81	0	0	0	0	0	477
17:00	0	0	0	0	0	0	105	19	0	1	32	0	0	0	0	0	157
17:15	0	0	0	0	0	0	91	32	0	4	17	0	0	0	0	0	144
17:30	0	0	0	0	0	0	47	16	0	6	19	0	0	0	0	0	88
17:45	0	0	0	0	0	0	60	21	0	5	13	0	0	0	0	0	99
Hr Total	0	0	0	0	0	0	303	88	0	16	81	0	0	0	0	0	488

TOTAL	0	0	0	0	0	0	808	292	0	55	290	0	0	0	0	0	1445

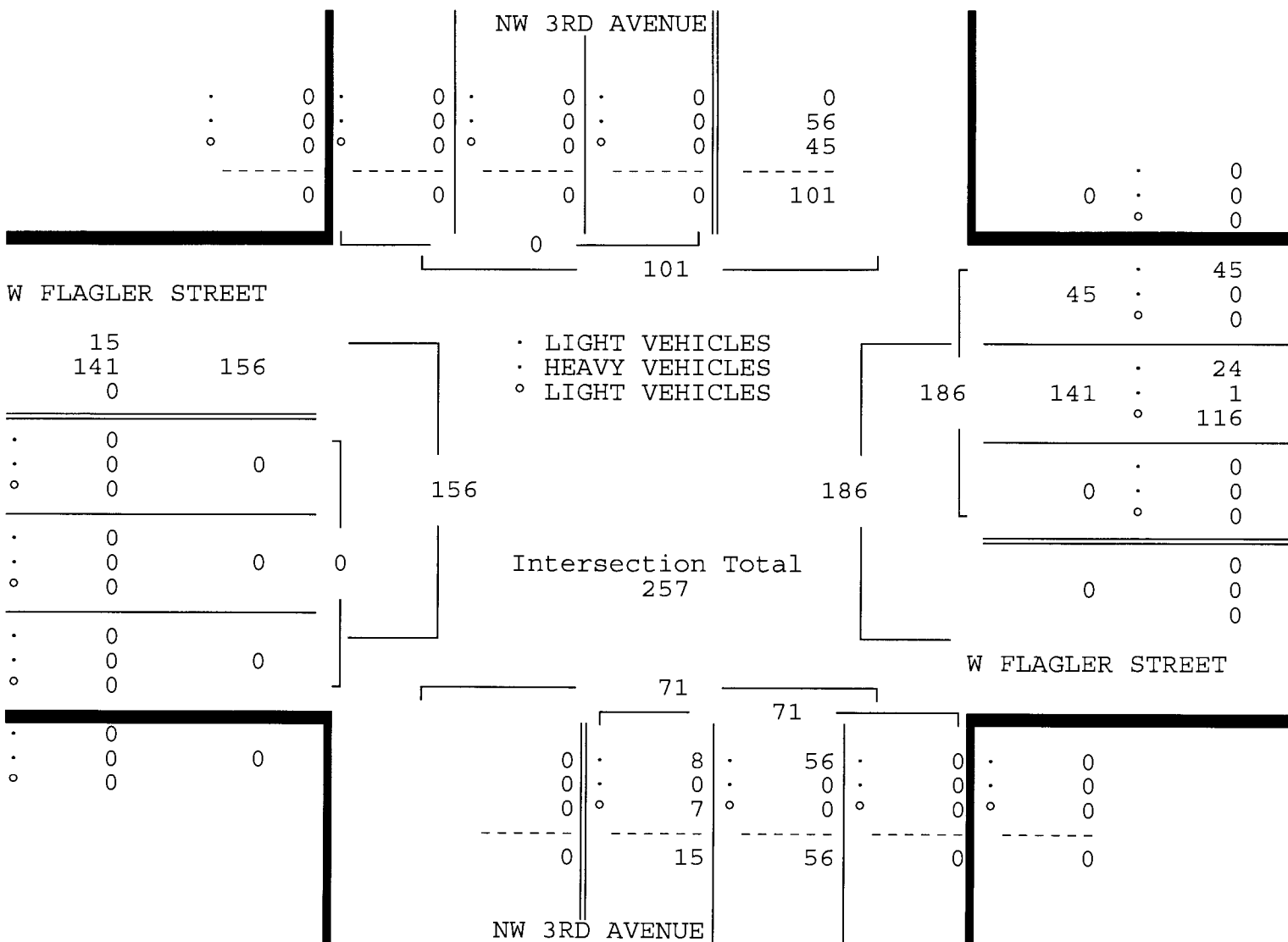
NW 1ST STREET/W FLAGLER STREET & NW 3RD AVENUE, MIAMI, FLORIDA
 COUNTED BY: GIANCARLO JOHN
 SIGNALIZED

TRAFFIC SURVEY SPECIALISTS, INC.
 624 GARDENIA TERRACE
 DELRAY BEACH, FLORIDA 33444
 (561) 272-3255 FAX (561) 272-4381

Site Code : 00090010
 Start Date: 03/24/09
 File I.D. : FLAG_3AV
 Page : 2

LIGHT VEHICLES, HEAVY VEHICLES, LIGHT V

NW 3RD AVENUE From North				W FLAGLER STREET From East				NW 3RD AVENUE From South				W FLAGLER STREET From West				Total
UTurn	Left	Thru	Right	UTurn	Left	Thru	Right	UTurn	Left	Thru	Right	UTurn	Left	Thru	Right	
Date 03/24/09																
Peak Hour Analysis By Entire Intersection for the Period: 07:00 to 09:00 on 03/24/09																
Peak start 07:45				07:45				07:45				07:45				
Volume	0	0	0	0	0	141	45	0	15	56	0	0	0	0	0	
Percent	0%	0%	0%	0%	0%	76%	24%	0%	21%	79%	0%	0%	0%	0%	0%	
Pk total	0			186				71				0				
Highest	07:00			08:15				08:30				07:00				
Volume	0	0	0	0	0	39	9	0	4	23	0	0	0	0	0	
Hi total	0			48				27				0				
PHF	.0			.97				.66				.0				



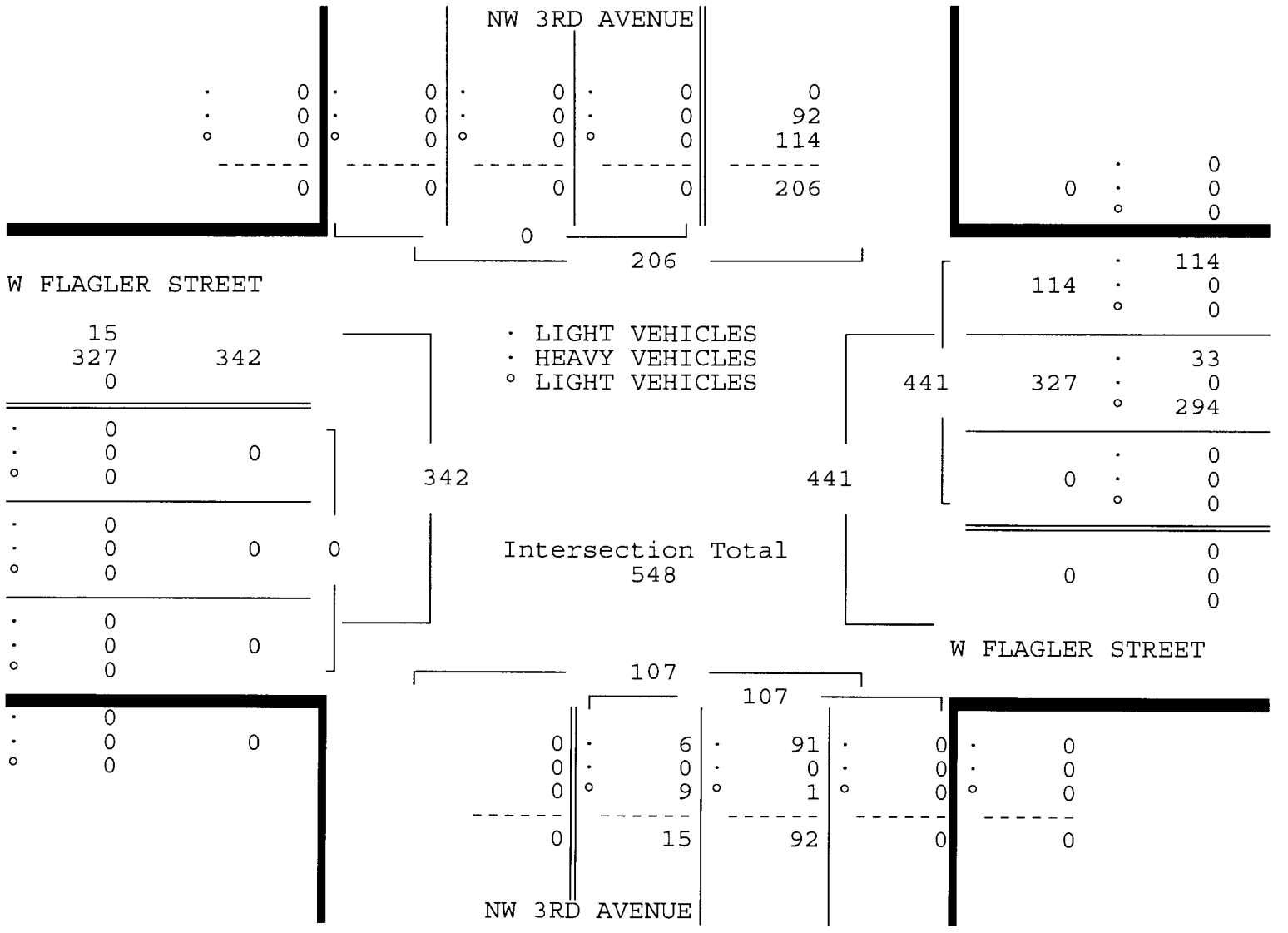
NW 1ST STREET/W FLAGLER STREET & NW 3RD AVENUE, MIAMI, FLORIDA
 COUNTED BY: GIANCARLO JOHN
 SIGNALIZED

TRAFFIC SURVEY SPECIALISTS, INC.
 624 GARDENIA TERRACE
 DELRAY BEACH, FLORIDA 33444
 (561) 272-3255 FAX (561) 272-4381

Site Code : 00090010
 Start Date: 03/24/09
 File I.D. : FLAG_3AV
 Page : 3

LIGHT VEHICLES, HEAVY VEHICLES, LIGHT V

NW 3RD AVENUE From North				W FLAGLER STREET From East				NW 3RD AVENUE From South				W FLAGLER STREET From West				Total
UTurn	Left	Thru	Right	UTurn	Left	Thru	Right	UTurn	Left	Thru	Right	UTurn	Left	Thru	Right	
Date 03/24/09																
Peak Hour Analysis By Entire Intersection for the Period: 16:00 to 18:00 on 03/24/09																
Peak start 16:30				16:30				16:30				16:30				
Volume	0	0	0	0	0	327	114	0	15	92	0	0	0	0	0	
Percent	0%	0%	0%	0%	0%	74%	26%	0%	14%	86%	0%	0%	0%	0%	0%	
Pk total	0			441				107				0				
Highest	07:00			17:00				17:00				07:00				
Volume	0	0	0	0	0	105	19	0	1	32	0	0	0	0	0	
Hi total	0			124				33				0				
PHF	.0			.89				.81				.0				



NW 1ST STREET/W FLAGLER STREET & NW 3RD
 AVENUE, MIAMI, FLORIDA
 COUNTED BY: GIANCARLO JOHN
 SIGNALIZED

TRAFFIC SURVEY SPECIALISTS, INC.
 624 GARDENIA TERRACE
 DELRAY BEACH, FLORIDA 33444
 (561) 272-3255 FAX (561) 272-4381

Site Code : 00090010
 Start Date: 03/24/09
 File I.D. : FLAG_3AV
 Page : 1

LIGHT VEHICLES

Date	NW 3RD AVENUE From North				W FLAGLER STREET From East				NW 3RD AVENUE From South				W FLAGLER STREET From West				Total
	UTurn	Left	Thru	Right	UTurn	Left	Thru	Right	UTurn	Left	Thru	Right	UTurn	Left	Thru	Right	
03/24/09	-----																
07:00	0	0	0	0	0	0	26	0	0	0	0	0	0	0	0	0	26
07:15	0	0	0	0	0	0	19	0	0	0	0	0	0	0	0	0	19
07:30	0	0	0	0	0	0	22	0	0	1	0	0	0	0	0	0	23
07:45	0	0	0	0	0	0	28	0	0	2	0	0	0	0	0	0	30
Hr Total	0	0	0	0	0	0	95	0	0	3	0	0	0	0	0	0	98
08:00	0	0	0	0	0	0	26	0	0	4	0	0	0	0	0	0	30
08:15	0	0	0	0	0	0	35	0	0	1	0	0	0	0	0	0	36
08:30	0	0	0	0	0	0	27	0	0	0	0	0	0	0	0	0	27
08:45	0	0	0	0	0	0	23	0	0	0	0	0	0	0	0	0	23
Hr Total	0	0	0	0	0	0	111	0	0	5	0	0	0	0	0	0	116
----- * BREAK * -----																	
16:00	0	0	0	0	0	0	57	0	0	2	0	0	0	0	0	0	59
16:15	0	0	0	0	0	0	52	1	0	2	0	0	0	0	0	0	55
16:30	0	0	0	0	0	0	46	0	0	4	1	0	0	0	0	0	51
16:45	0	0	0	0	0	0	72	0	0	4	0	0	0	0	0	0	76
Hr Total	0	0	0	0	0	0	227	1	0	12	1	0	0	0	0	0	241
17:00	0	0	0	0	0	0	95	0	0	0	0	0	0	0	0	0	95
17:15	0	0	0	0	0	0	81	0	0	1	0	0	0	0	0	0	82
17:30	0	0	0	0	0	0	44	0	0	4	1	0	0	0	0	0	49
17:45	0	0	0	0	0	0	54	0	0	1	0	0	0	0	0	0	55
Hr Total	0	0	0	0	0	0	274	0	0	6	1	0	0	0	0	0	281

TOTAL	0	0	0	0	0	0	707	1	0	26	2	0	0	0	0	0	736

NW 1ST STREET/W FLAGLER STREET & NW 3RD
 AVENUE, MIAMI, FLORIDA
 COUNTED BY: GIANCARLO JOHN
 SIGNALIZED

TRAFFIC SURVEY SPECIALISTS, INC.
 624 GARDENIA TERRACE
 DELRAY BEACH, FLORIDA 33444
 (561) 272-3255 FAX (561) 272-4381

Site Code : 00090010
 Start Date: 03/24/09
 File I.D. : FLAG_3AV
 Page : 1

LIGHT VEHICLES

Date	NW 3RD AVENUE From North				W FLAGLER STREET From East				NW 3RD AVENUE From South				NW 1st STREET From West				Total
	UTurn	Left	Thru	Right	UTurn	Left	Thru	Right	UTurn	Left	Thru	Right	UTurn	Left	Thru	Right	
03/24/09	-----																
07:00	0	0	0	0	0	0	7	3	0	3	13	0	0	0	0	0	26
07:15	0	0	0	0	0	0	4	8	0	2	19	0	0	0	0	0	33
07:30	0	0	0	0	0	0	4	10	0	0	21	0	0	0	0	0	35
07:45	0	0	0	0	0	0	8	10	0	1	11	0	0	0	0	0	30
Hr Total	0	0	0	0	0	0	23	31	0	6	64	0	0	0	0	0	124
08:00	0	0	0	0	0	0	7	14	0	2	9	0	0	0	0	0	32
08:15	0	0	0	0	0	0	4	9	0	1	13	0	0	0	0	0	27
08:30	0	0	0	0	0	0	5	12	0	4	23	0	0	0	0	0	44
08:45	0	0	0	0	0	0	5	12	0	2	19	0	0	0	0	0	38
Hr Total	0	0	0	0	0	0	21	47	0	9	64	0	0	0	0	0	141
----- * BREAK * -----																	
16:00	0	0	0	0	0	0	5	29	0	0	23	0	0	0	0	0	57
16:15	0	0	0	0	0	0	9	33	0	2	15	0	0	0	0	0	59
16:30	0	0	0	0	0	0	7	31	0	1	20	0	0	0	0	0	59
16:45	0	0	0	0	0	0	6	32	0	1	22	0	0	0	0	0	61
Hr Total	0	0	0	0	0	0	27	125	0	4	80	0	0	0	0	0	236
17:00	0	0	0	0	0	0	10	19	0	1	32	0	0	0	0	0	62
17:15	0	0	0	0	0	0	10	32	0	3	17	0	0	0	0	0	62
17:30	0	0	0	0	0	0	3	16	0	2	18	0	0	0	0	0	39
17:45	0	0	0	0	0	0	6	21	0	4	13	0	0	0	0	0	44
Hr Total	0	0	0	0	0	0	29	88	0	10	80	0	0	0	0	0	207

TOTAL	0	0	0	0	0	0	100	291	0	29	288	0	0	0	0	0	708

TRAFFIC SURVEY SPECIALISTS, INC.

NW 1ST STREET/W FLAGLER STREET & NW 3RD AVENUE, MIAMI, FLORIDA
 COUNTED BY: GIANCARLO JOHN
 SIGNALIZED

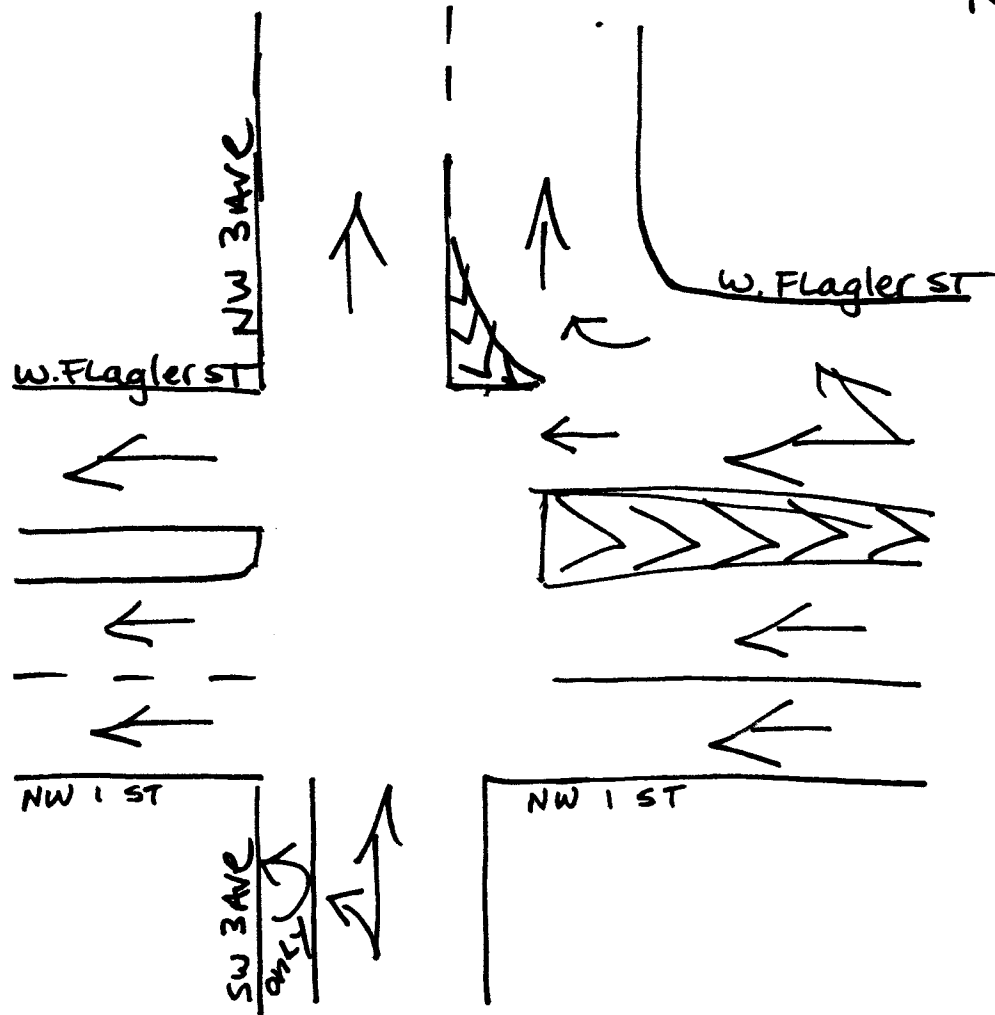
624 GARDENIA TERRACE
 DELRAY BEACH, FLORIDA 33444
 (561) 272-3255 FAX (561) 272-4381

Site Code : 00090010
 Start Date: 03/24/09
 File I.D. : FLAG3AVP
 Page : 1

PEDESTRIANS

Date	NW 3RD AVENUE From North				NW 1ST ST/W FLAGLER ST From East				NW 3RD AVENUE From South				NW 1ST ST/W FLAGLER ST From West				Total
	Left	Thru	Right	Peds	Left	Thru	Right	Peds	Left	Thru	Right	Peds	Left	Thru	Right	Peds	
03/24/09																	
07:00	0	0	0	3	0	0	0	0	0	0	0	2	0	0	0	1	6
07:15	0	0	0	8	0	0	0	1	0	0	0	0	0	0	0	6	15
07:30	0	0	0	3	0	0	0	1	0	0	0	5	0	0	0	4	13
07:45	0	0	0	1	0	0	0	0	0	0	0	2	0	0	0	0	3
Hr Total	0	0	0	15	0	0	0	2	0	0	0	9	0	0	0	11	37
08:00	0	0	0	5	0	0	0	1	0	0	0	2	0	0	0	2	10
08:15	0	0	0	4	0	0	0	1	0	0	0	5	0	0	0	3	13
08:30	0	0	0	4	0	0	0	1	0	0	0	4	0	0	0	5	14
08:45	0	0	0	3	0	0	0	0	0	0	0	2	0	0	0	1	6
Hr Total	0	0	0	16	0	0	0	3	0	0	0	13	0	0	0	11	43
* BREAK *																	
16:00	0	0	0	3	0	0	0	0	0	0	0	7	0	0	0	3	13
16:15	0	0	0	3	0	0	0	0	0	0	0	7	0	0	0	6	16
16:30	0	0	0	3	0	0	0	0	0	0	0	6	0	0	0	2	11
16:45	0	0	0	2	0	0	0	0	0	0	0	4	0	0	0	0	6
Hr Total	0	0	0	11	0	0	0	0	0	0	0	24	0	0	0	11	46
17:00	0	0	0	2	0	0	0	0	0	0	0	9	0	0	0	5	16
17:15	0	0	0	8	0	0	0	0	0	0	0	2	0	0	0	2	12
17:30	0	0	0	4	0	0	0	0	0	0	0	1	0	0	0	1	6
17:45	0	0	0	4	0	0	0	0	0	0	0	0	0	0	0	1	5
Hr Total	0	0	0	18	0	0	0	0	0	0	0	12	0	0	0	9	39
TOTAL	0	0	0	60	0	0	0	5	0	0	0	58	0	0	0	42	165

North ↑



Miami, Florida
March 24, 2009
drawn by: Luis Palomino
signalized

W FLAGLER STREET & NW/SW 2ND AVENUE
 MIAMI, FLORIDA
 COUNTED BY: ISIDRO GONZALEZ
 SIGNALIZED

TRAFFIC SURVEY SPECIALISTS, INC.
 624 GARDENIA TERRACE
 DELRAY BEACH, FLORIDA 33444
 (561) 272-3255 FAX (561) 272-4381

Site Code : 00090010
 Start Date: 03/24/09
 File I.D. : FLAG_2AV
 Page : 1

LIGHT VEHICLES, HEAVY VEHICLES

Date	NW 2ND AVENUE From North				FLAGLER STREET From East				SW 2ND AVENUE From South				FLAGLER STREET From West				Total
	UTurn	Left	Thru	Right	UTurn	Left	Thru	Right	UTurn	Left	Thru	Right	UTurn	Left	Thru	Right	
03/24/09	-----																
07:00	0	1	29	6	0	4	23	6	0	16	61	5	0	2	4	3	160
07:15	0	2	27	4	0	9	32	4	0	14	92	6	0	5	6	5	206
07:30	0	0	51	7	0	13	23	6	0	22	135	5	0	9	1	8	280
07:45	0	0	41	3	0	17	32	9	0	17	114	15	0	24	8	4	284
Hr Total	0	3	148	20	0	43	110	25	0	69	402	31	0	40	19	20	930
08:00	0	1	53	8	0	22	26	8	0	14	127	10	1	11	9	4	294
08:15	0	0	60	5	0	15	28	7	0	20	134	9	0	16	9	2	305
08:30	0	0	68	6	1	16	34	8	0	26	135	9	0	15	11	1	330
08:45	0	0	61	4	0	21	33	7	0	24	144	8	0	11	7	6	326
Hr Total	0	1	242	23	1	74	121	30	0	84	540	36	1	53	36	13	1255
----- * BREAK * -----																	
16:00	0	0	55	13	0	12	61	9	0	45	95	11	0	2	5	3	311
16:15	0	1	60	12	0	15	40	6	2	30	96	8	0	0	5	1	276
16:30	0	1	72	21	0	14	51	15	0	33	84	3	0	1	7	3	305
16:45	0	1	65	25	0	9	44	8	0	37	125	2	0	4	8	0	328
Hr Total	0	3	252	71	0	50	196	38	2	145	400	24	0	7	25	7	1220
17:00	0	2	81	32	0	14	64	13	0	54	120	2	0	2	8	1	393
17:15	0	0	64	25	0	12	59	14	0	48	118	4	0	1	8	3	356
17:30	0	2	52	15	0	11	48	8	0	40	111	4	0	2	3	1	297
17:45	0	0	65	21	0	13	55	7	0	28	105	7	0	2	7	2	312
Hr Total	0	4	262	93	0	50	226	42	0	170	454	17	0	7	26	7	1358

TOTAL	0	11	904	207	1	217	653	135	2	468	1796	108	1	107	106	47	4763

W FLAGLER STREET & NW/SW 2ND AVENUE
 MIAMI, FLORIDA
 COUNTED BY: ISIDRO GONZALEZ
 SIGNALIZED

TRAFFIC SURVEY SPECIALISTS, INC.
 624 GARDENIA TERRACE
 DELRAY BEACH, FLORIDA 33444
 (561) 272-3255 FAX (561) 272-4381

Site Code : 00090010
 Start Date: 03/24/09
 File I.D. : FLAG_2AV
 Page : 2

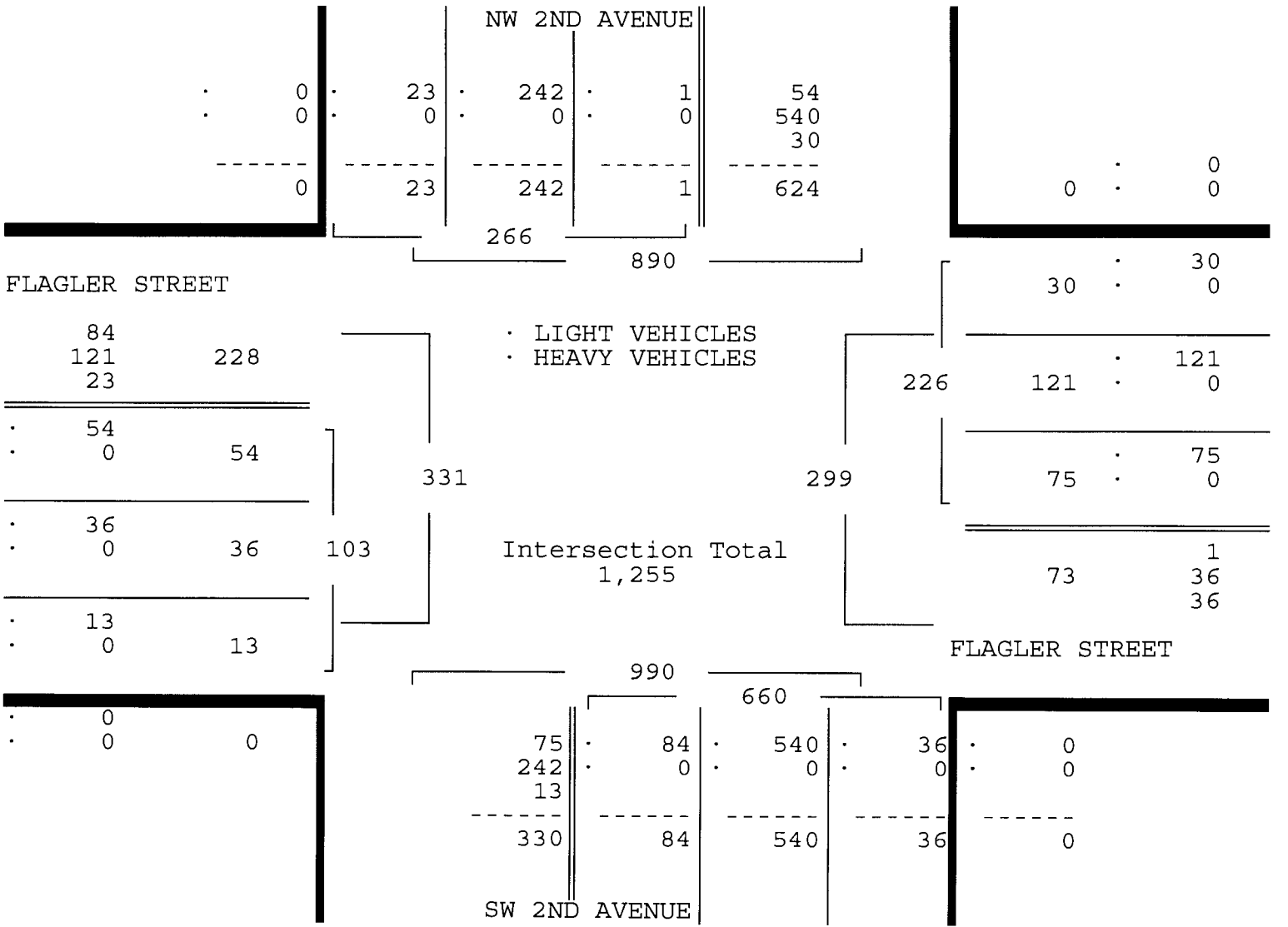
LIGHT VEHICLES, HEAVY VEHICLES

NW 2ND AVENUE From North				FLAGLER STREET From East				SW 2ND AVENUE From South				FLAGLER STREET From West				Total
UTurn	Left	Thru	Right	UTurn	Left	Thru	Right	UTurn	Left	Thru	Right	UTurn	Left	Thru	Right	

Date 03/24/09

Peak Hour Analysis By Entire Intersection for the Period: 07:00 to 09:00 on 03/24/09

Peak start 08:00				08:00				08:00				08:00				
Volume	0	1	242	23	1	74	121	30	0	84	540	36	1	53	36	13
Percent	0%	0%	91%	9%	0%	33%	54%	13%	0%	13%	82%	5%	1%	51%	35%	13%
Pk total	266			226				660				103				
Highest	08:30			08:45				08:45				08:15				
Volume	0	0	68	6	0	21	33	7	0	24	144	8	0	16	9	2
Hi total	74			61				176				27				
PHF	.90			.93				.94				.95				



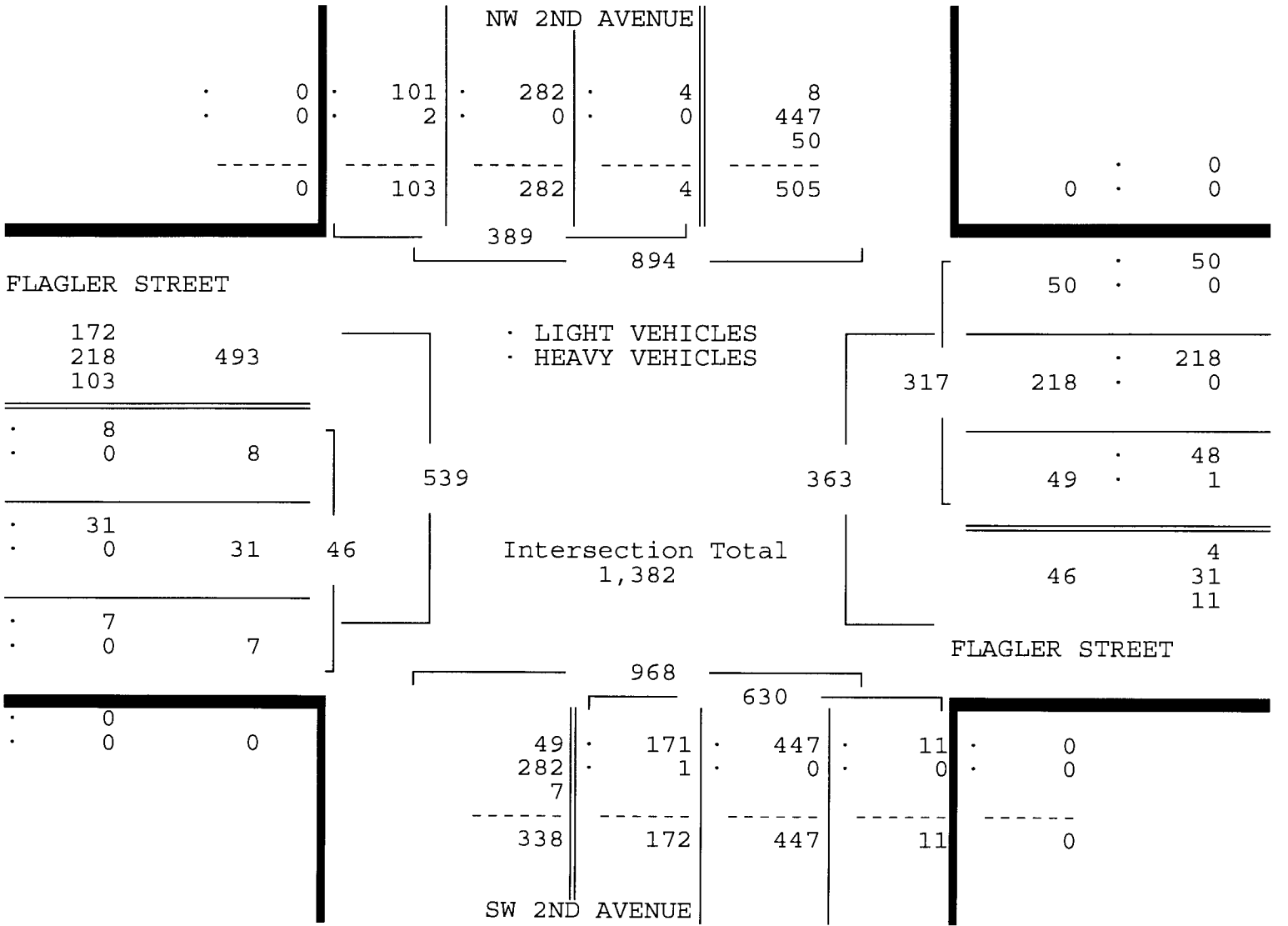
W FLAGLER STREET & NW/SW 2ND AVENUE
 MIAMI, FLORIDA
 COUNTED BY: ISIDRO GONZALEZ
 SIGNALIZED

TRAFFIC SURVEY SPECIALISTS, INC.
 624 GARDENIA TERRACE
 DELRAY BEACH, FLORIDA 33444
 (561) 272-3255 FAX (561) 272-4381

Site Code : 00090010
 Start Date: 03/24/09
 File I.D. : FLAG_2AV
 Page : 3

LIGHT VEHICLES, HEAVY VEHICLES

NW 2ND AVENUE				FLAGLER STREET				SW 2ND AVENUE				FLAGLER STREET				Total
From North				From East				From South				From West				
UTurn	Left	Thru	Right	UTurn	Left	Thru	Right	UTurn	Left	Thru	Right	UTurn	Left	Thru	Right	
Date 03/24/09																
Peak Hour Analysis By Entire Intersection for the Period: 16:00 to 18:00 on 03/24/09																
Peak start 16:30				16:30				16:30				16:30				
Volume	0	4	282	103	0	49	218	50	0	172	447	11	0	8	31	7
Percent	0%	1%	72%	26%	0%	15%	69%	16%	0%	27%	71%	2%	0%	17%	67%	15%
Pk total	389			317				630				46				
Highest	17:00			17:00				17:00				16:45				
Volume	0	2	81	32	0	14	64	13	0	54	120	2	0	4	8	0
Hi total	115			91				176				12				
PHF	.85			.87				.89				.96				



W FLAGLER STREET & NW/SW 2ND AVENUE
 MIAMI, FLORIDA
 COUNTED BY: ISIDRO GONZALEZ
 SIGNALIZED

TRAFFIC SURVEY SPECIALISTS, INC.
 624 GARDENIA TERRACE
 DELRAY BEACH, FLORIDA 33444
 (561) 272-3255 FAX (561) 272-4381

Site Code : 00090010
 Start Date: 03/24/09
 File I.D. : FLAG_2AV
 Page : 1

HEAVY VEHICLES

Date	NW 2ND AVENUE From North				FLAGLER STREET From East				SW 2ND AVENUE From South				FLAGLER STREET From West				Total
	UTurn	Left	Thru	Right	UTurn	Left	Thru	Right	UTurn	Left	Thru	Right	UTurn	Left	Thru	Right	

* BREAK *																	
16:00	0	0	0	0	0	0	0	0	0	0	0	0	0	0	0	0	0
16:15	0	0	0	0	0	1	1	0	0	0	1	0	0	0	0	0	3
16:30	0	0	0	0	0	1	0	0	0	0	0	0	0	0	0	0	1
16:45	0	0	0	0	0	0	0	0	0	0	0	0	0	0	0	0	0
Hr Total	0	0	0	0	0	2	1	0	0	0	1	0	0	0	0	0	4
17:00	0	0	0	2	0	0	0	0	0	0	0	0	0	0	0	0	2
17:15	0	0	0	0	0	0	0	0	0	1	0	0	0	0	0	0	1
17:30	0	0	0	0	0	0	0	0	0	0	0	0	0	0	0	0	0
17:45	0	0	0	0	0	0	0	0	0	0	0	0	0	0	0	0	0
Hr Total	0	0	0	2	0	0	0	0	0	1	0	0	0	0	0	0	3

TOTAL	0	0	0	2	0	2	1	0	0	1	1	0	0	0	0	0	7

W FLAGLER STREET & NW/SW 2ND AVENUE
 MIAMI, FLORIDA
 COUNTED BY: ISIDRO GONZALEZ
 SIGNALIZED

TRAFFIC SURVEY SPECIALISTS, INC.
 624 GARDENIA TERRACE
 DELRAY BEACH, FLORIDA 33444
 (561) 272-3255 FAX (561) 272-4381

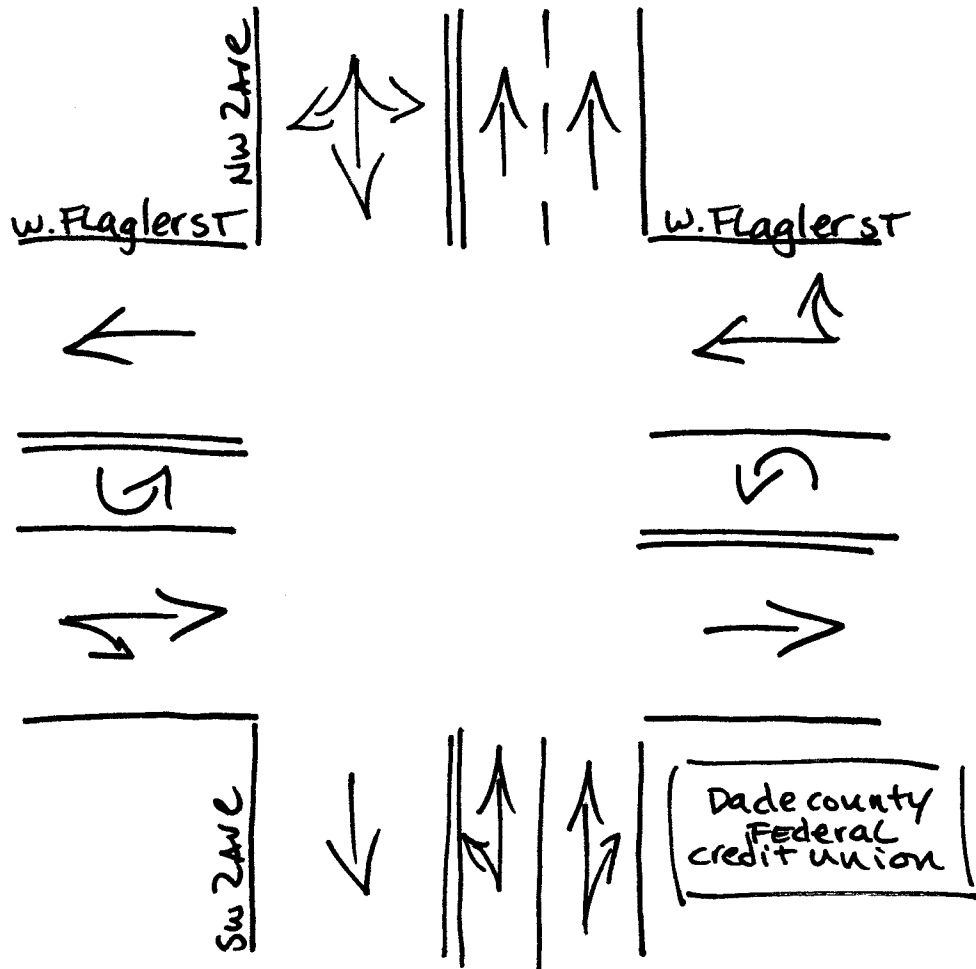
Site Code : 00090010
 Start Date: 03/24/09
 File I.D. : FLAG_2AV
 Page : 1

PEDESTRIANS

Date	NW 2ND AVENUE From North				FLAGLER STREET From East				SW 2ND AVENUE From South				FLAGLER STREET From West				Total
	Left	Thru	RIGHT	PEDS	Left	Thru	RIGHT	PEDS	Left	Thru	RIGHT	PEDS	Left	Thru	RIGHT	PEDS	
03/24/09	-----																
07:00	0	0	0	4	0	0	0	5	0	0	0	6	0	0	0	6	21
07:15	0	0	0	5	0	0	0	6	0	0	0	4	0	0	0	2	17
07:30	0	0	0	6	0	0	0	9	0	0	0	6	0	0	0	6	27
07:45	0	0	0	4	0	0	0	10	0	0	0	10	0	0	0	4	28
Hr Total	0	0	0	19	0	0	0	30	0	0	0	26	0	0	0	18	93
08:00	0	0	0	5	0	0	0	9	0	0	0	7	0	0	0	1	22
08:15	0	0	0	5	0	0	0	14	0	0	0	15	0	0	0	3	37
08:30	0	0	0	6	0	0	0	12	0	0	0	17	0	0	0	3	38
08:45	0	0	0	5	0	0	0	10	0	0	0	11	0	0	0	6	32
Hr Total	0	0	0	21	0	0	0	45	0	0	0	50	0	0	0	13	129
----- * BREAK * -----																	
16:00	0	0	0	12	0	0	0	23	0	0	0	26	0	0	0	5	66
16:15	0	0	0	23	0	0	0	21	0	0	0	15	0	0	0	6	65
16:30	0	0	0	17	0	0	0	8	0	0	0	16	0	0	0	4	45
16:45	0	0	0	22	0	0	0	12	0	0	0	7	0	0	0	6	47
Hr Total	0	0	0	74	0	0	0	64	0	0	0	64	0	0	0	21	223
17:00	0	0	0	20	0	0	0	21	0	0	0	23	0	0	0	6	70
17:15	0	0	0	20	0	0	0	2	0	0	0	7	0	0	0	3	32
17:30	0	0	0	15	0	0	0	12	0	0	0	13	0	0	0	4	44
17:45	0	0	0	10	0	0	0	7	0	0	0	16	0	0	0	5	38
Hr Total	0	0	0	65	0	0	0	42	0	0	0	59	0	0	0	18	184

TOTAL	0	0	0	179	0	0	0	181	0	0	0	199	0	0	0	70	629

↑
North



Miami, Florida

March 24, 2009

drawn by: Luis Palomino
Signalized

SW 1ST STREET & SW 2ND AVENUE
 MIAMI, FLORIDA
 COUNTED BY: CARLOS WILTZ
 SIGNALIZED

TRAFFIC SURVEY SPECIALISTS, INC.
 624 GARDENIA TERRACE
 DELRAY BEACH, FLORIDA 33444
 (561) 272-3255 FAX (561) 272-4381

Site Code : 00090010
 Start Date: 03/24/09
 File I.D. : 1STR2AVE
 Page : 1

LIGHT VEHICLES, HEAVY VEHICLES

Date	SW 2ND AVENUE From North				SW 1ST STREET From East				SW 2ND AVENUE From South				SW 1ST STREET From West				Total
	UTurn	Left	Thru	Right	UTurn	Left	Thru	Right	UTurn	Left	Thru	Right	UTurn	Left	Thru	Right	
03/24/09	-----																
07:00	0	23	11	0	0	0	0	0	0	0	37	45	0	50	135	21	322
07:15	0	21	19	0	0	0	0	0	0	0	67	36	0	60	114	21	338
07:30	0	39	32	0	0	0	0	0	0	0	76	52	0	81	148	18	446
07:45	0	34	26	0	0	0	0	0	0	0	83	79	0	67	204	26	519
Hr Total	0	117	88	0	0	0	0	0	0	0	263	212	0	258	601	86	1625
08:00	0	42	32	0	0	0	0	0	0	0	82	65	0	68	159	30	478
08:15	0	46	30	0	0	0	0	0	0	0	86	70	0	81	190	22	525
08:30	0	37	40	0	0	0	0	0	0	0	102	81	0	71	194	20	545
08:45	0	45	45	0	0	0	0	0	0	0	119	116	0	69	139	19	552
Hr Total	0	170	147	0	0	0	0	0	0	0	389	332	0	289	682	91	2100
----- * BREAK * -----																	
16:00	0	36	36	0	0	0	0	0	0	0	108	36	0	42	101	12	371
16:15	1	26	53	0	0	0	0	0	0	0	90	42	0	39	60	4	315
16:30	0	28	62	0	0	0	0	0	0	0	99	39	0	30	70	19	347
16:45	0	31	48	0	0	0	0	0	0	0	111	40	0	52	127	17	426
Hr Total	1	121	199	0	0	0	0	0	0	0	408	157	0	163	358	52	1459
17:00	0	29	70	0	0	0	0	0	0	0	118	51	0	59	100	11	438
17:15	0	22	54	0	0	0	0	0	0	0	105	44	0	66	111	11	413
17:30	0	19	50	0	0	0	0	0	0	0	103	41	0	53	107	24	397
17:45	0	20	60	0	0	0	0	0	0	0	82	26	0	54	101	19	362
Hr Total	0	90	234	0	0	0	0	0	0	0	408	162	0	232	419	65	1610

TOTAL	1	498	668	0	0	0	0	0	0	0	1468	863	0	942	2060	294	6794

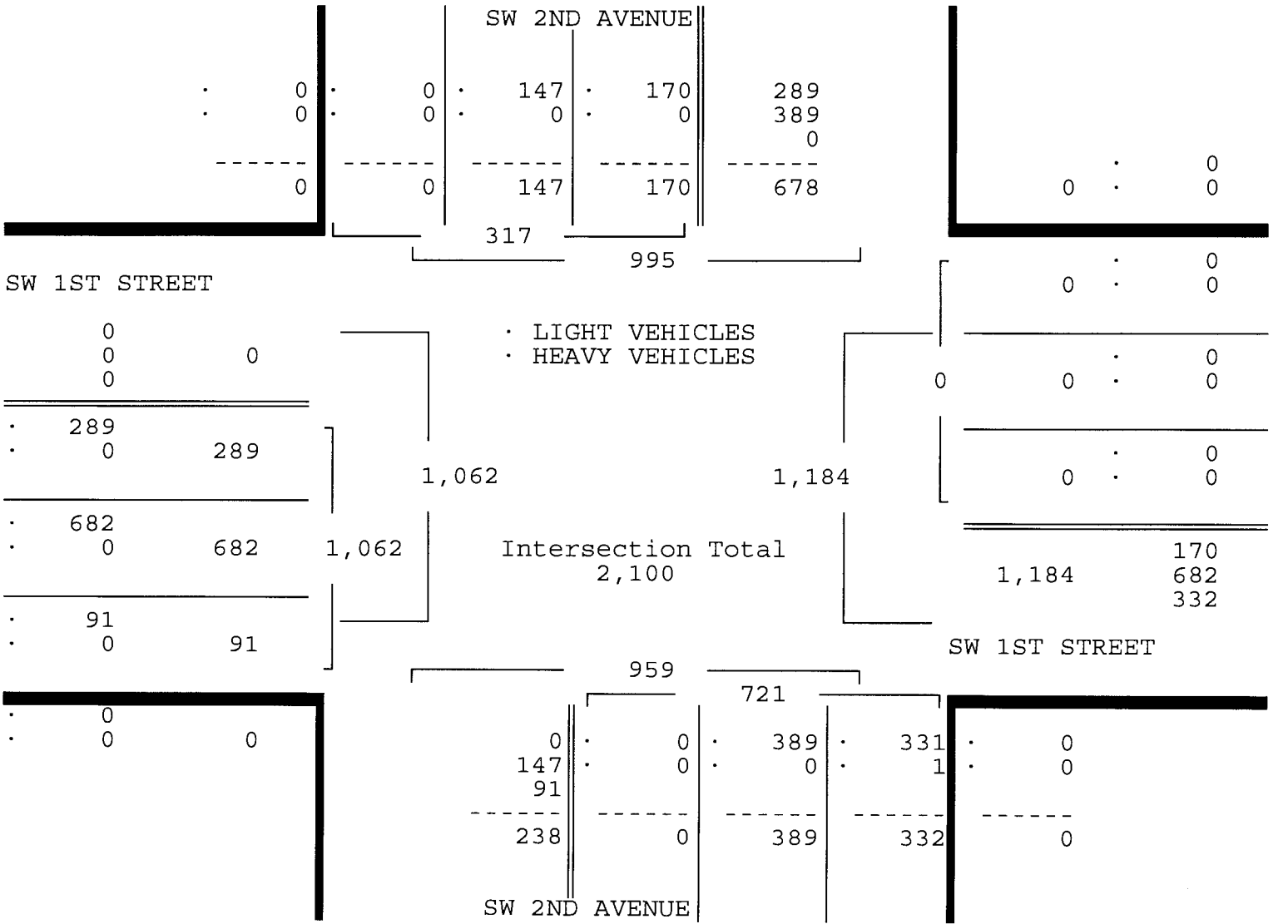
SW 1ST STREET & SW 2ND AVENUE
 MIAMI, FLORIDA
 COUNTED BY: CARLOS WILTZ
 SIGNALIZED

TRAFFIC SURVEY SPECIALISTS, INC.
 624 GARDENIA TERRACE
 DELRAY BEACH, FLORIDA 33444
 (561) 272-3255 FAX (561) 272-4381

Site Code : 00090010
 Start Date: 03/24/09
 File I.D. : 1STR2AVE
 Page : 2

LIGHT VEHICLES, HEAVY VEHICLES

	SW 2ND AVENUE From North				SW 1ST STREET From East				SW 2ND AVENUE From South				SW 1ST STREET From West				Total
	UTurn	Left	Thru	Right	UTurn	Left	Thru	Right	UTurn	Left	Thru	Right	UTurn	Left	Thru	Right	
Date 03/24/09	-----																
Peak Hour Analysis By Entire Intersection for the Period: 07:00 to 09:00 on 03/24/09																	
Peak start 08:00					08:00								08:00				
Volume	0	170	147	0	0	0	0	0	0	0	389	332	0	289	682	91	
Percent	0%	54%	46%	0%	0%	0%	0%	0%	0%	0%	54%	46%	0%	27%	64%	9%	
Pk total	317				0				721				1062				
Highest	08:45				07:00				08:45				08:15				
Volume	0	45	45	0	0	0	0	0	0	0	119	116	0	81	190	22	
Hi total	90				0				235				293				
PHF	.88				.0				.77				.91				



SW 1ST STREET & SW 2ND AVENUE
 MIAMI, FLORIDA
 COUNTED BY: CARLOS WILTZ
 SIGNALIZED

TRAFFIC SURVEY SPECIALISTS, INC.
 624 GARDENIA TERRACE
 DELRAY BEACH, FLORIDA 33444
 (561) 272-3255 FAX (561) 272-4381

Site Code : 00090010
 Start Date: 03/24/09
 File I.D. : 1STR2AVE
 Page : 3

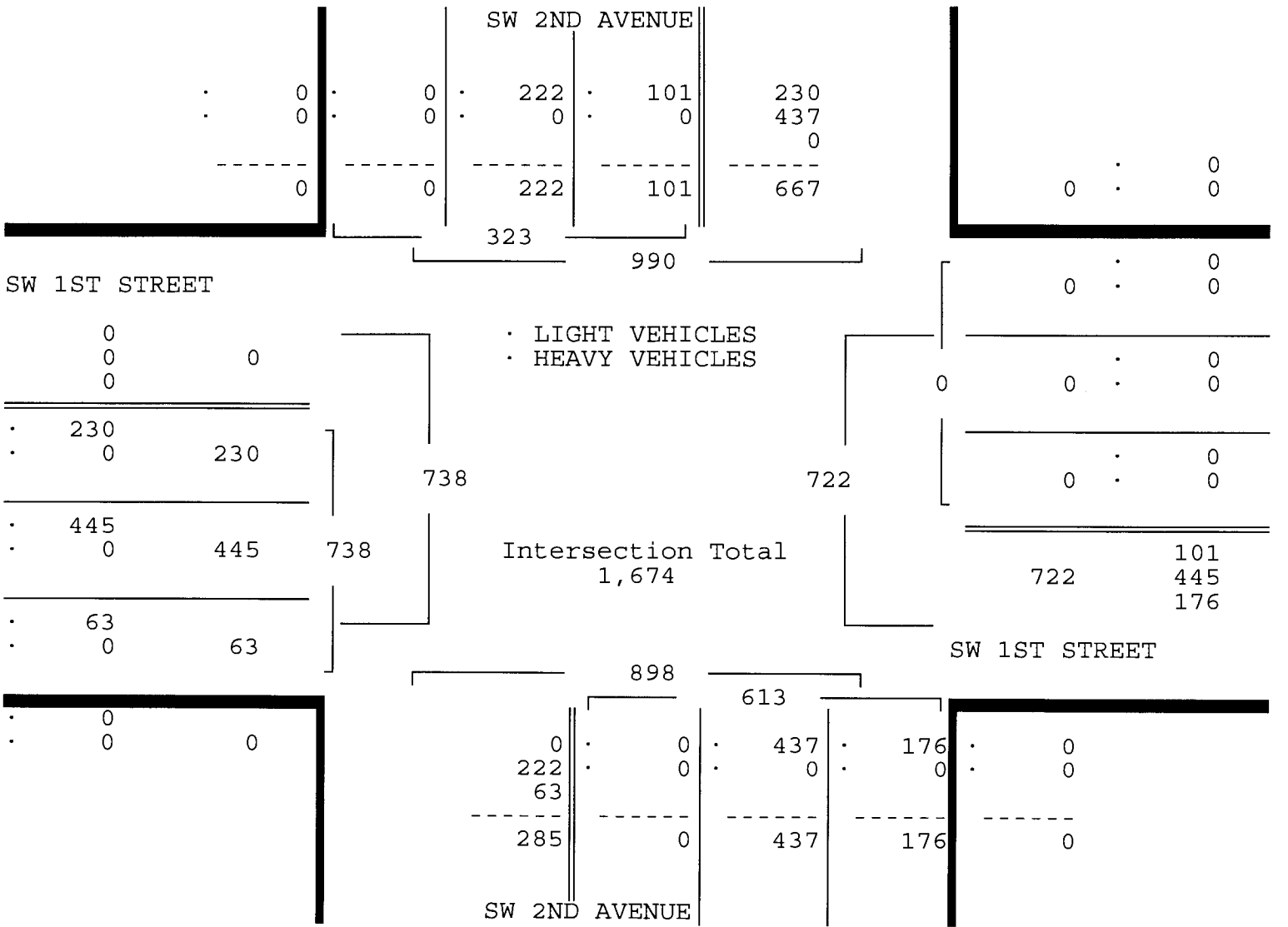
LIGHT VEHICLES, HEAVY VEHICLES

SW 2ND AVENUE				SW 1ST STREET				SW 2ND AVENUE				SW 1ST STREET				Total
From North				From East				From South				From West				
UTurn	Left	Thru	Right	UTurn	Left	Thru	Right	UTurn	Left	Thru	Right	UTurn	Left	Thru	Right	

Date 03/24/09

Peak Hour Analysis By Entire Intersection for the Period: 16:00 to 18:00 on 03/24/09

Peak start 16:45					16:45					16:45						
Volume	0	101	222	0	0	0	0	0	0	437	176	0	230	445	63	
Percent	0%	31%	69%	0%	0%	0%	0%	0%	0%	71%	29%	0%	31%	60%	9%	
Pk total	323				0				613				738			
Highest	17:00				07:00				17:00				16:45			
Volume	0	29	70	0	0	0	0	0	0	118	51	0	52	127	17	
Hi total	99				0				169				196			
PHF	.82				.0				.91				.94			



TRAFFIC SURVEY SPECIALISTS, INC.

624 GARDENIA TERRACE

DELRAY BEACH, FLORIDA 33444

(561) 272-3255 FAX (561) 272-4381

Site Code : 00090010

Start Date: 03/24/09

File I.D. : 1STR2AVE

Page : 1

SW 1ST STREET & SW 2ND AVENUE

MIAMI, FLORIDA

COUNTED BY: CARLOS WILTZ

SIGNALIZED

HEAVY VEHICLES

Date 03/24/09	SW 2ND AVENUE From North				SW 1ST STREET From East				SW 2ND AVENUE From South				SW 1ST STREET From West				Total	
	UTurn	Left	Thru	Right	UTurn	Left	Thru	Right	UTurn	Left	Thru	Right	UTurn	Left	Thru	Right		
----- * BREAK * -----																		
08:00	0	0	0	0	0	0	0	0	0	0	0	0	0	0	0	0	0	0
08:15	0	0	0	0	0	0	0	0	0	0	0	1	0	0	0	0	0	0
08:30	0	0	0	0	0	0	0	0	0	0	0	0	0	0	0	0	0	0
08:45	0	0	0	0	0	0	0	0	0	0	0	0	0	0	0	0	0	0
Hr Total	0	0	0	0	0	0	0	0	0	0	0	1	0	0	0	0	0	0
----- * BREAK * -----																		
TOTAL	0	0	0	0	0	0	0	0	0	0	0	1	0	0	0	0	0	0

TRAFFIC SURVEY SPECIALISTS, INC.

SW 1ST STREET & SW 2ND AVENUE
 MIAMI, FLORIDA
 COUNTED BY: CARLOS WILTZ
 SIGNALIZED

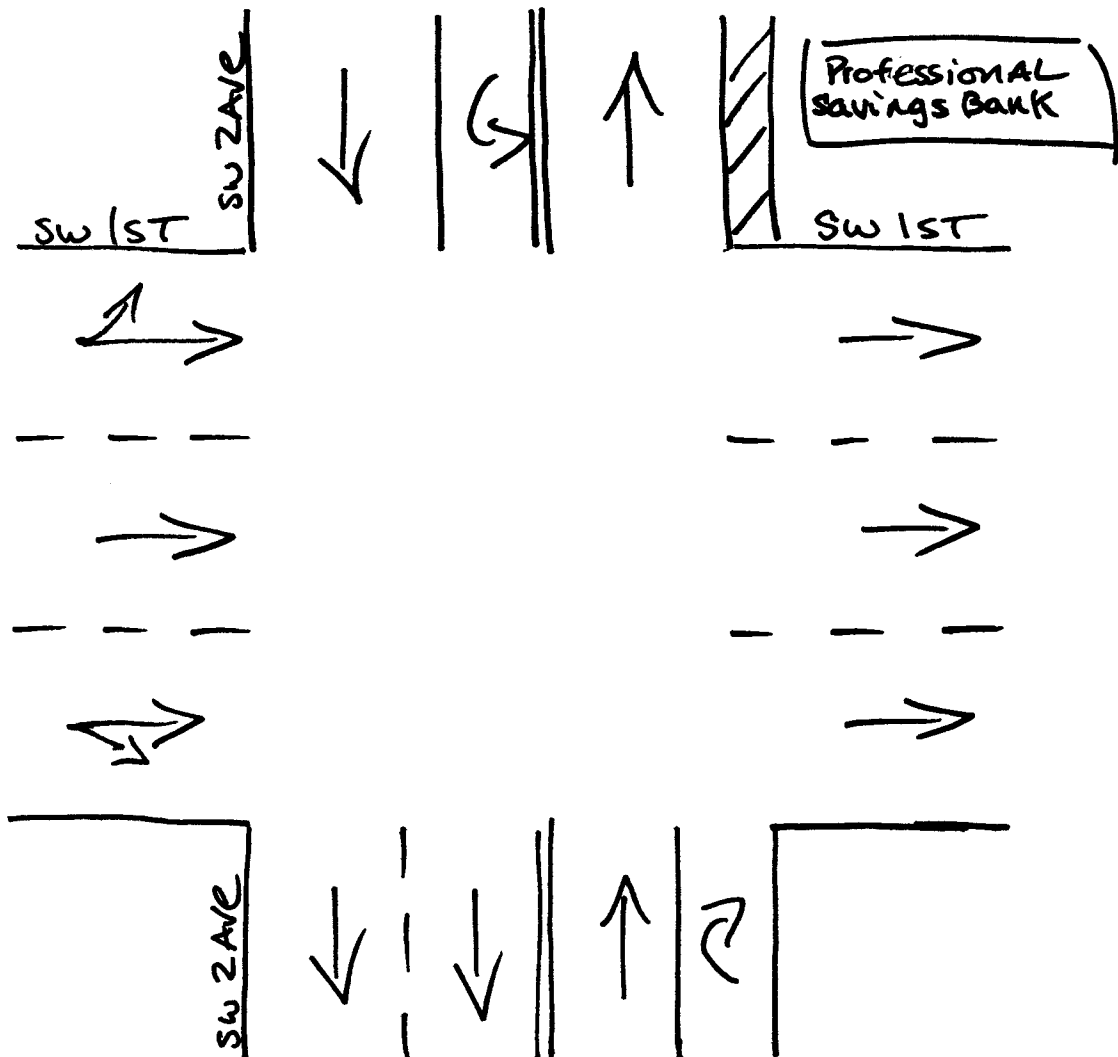
624 GARDENIA TERRACE
 DELRAY BEACH, FLORIDA 33444
 (561) 272-3255 FAX (561) 272-4381

Site Code : 00090010
 Start Date: 03/24/09
 File I.D. : 1STR2AVE
 Page : 1

PEDESTRIANS

Date 03/24/09	SW 2ND AVENUE From North				SW 1ST STREET From East				SW 2ND AVENUE From South				SW 1ST STREET From West				Total
	Left	Thru	RIGHT	PEDS	Left	Thru	RIGHT	PEDS	Left	Thru	RIGHT	PEDS	Left	Thru	RIGHT	PEDS	
07:00	0	0	0	3	0	0	0	8	0	0	0	14	0	0	0	1	26
07:15	0	0	0	4	0	0	0	2	0	0	0	11	0	0	0	8	25
07:30	0	0	0	2	0	0	0	8	0	0	0	9	0	0	0	5	24
07:45	0	0	0	2	0	0	0	5	0	0	0	11	0	0	0	2	20
Hr Total	0	0	0	11	0	0	0	23	0	0	0	45	0	0	0	16	95
08:00	0	0	0	4	0	0	0	3	0	0	0	9	0	0	0	2	18
08:15	0	0	0	10	0	0	0	5	0	0	0	11	0	0	0	7	33
08:30	0	0	0	4	0	0	0	5	0	0	0	12	0	0	0	6	27
08:45	0	0	0	6	0	0	0	10	0	0	0	17	0	0	0	8	41
Hr Total	0	0	0	24	0	0	0	23	0	0	0	49	0	0	0	23	119
* BREAK *																	
16:00	0	0	0	4	0	0	0	4	0	0	0	12	0	0	0	3	23
16:15	0	0	0	2	0	0	0	2	0	0	0	7	0	0	0	3	14
16:30	0	0	0	5	0	0	0	2	0	0	0	19	0	0	0	6	32
16:45	0	0	0	8	0	0	0	3	0	0	0	14	0	0	0	5	30
Hr Total	0	0	0	19	0	0	0	11	0	0	0	52	0	0	0	17	99
17:00	0	0	0	4	0	0	0	9	0	0	0	35	0	0	0	3	51
17:15	0	0	0	2	0	0	0	9	0	0	0	26	0	0	0	3	40
17:30	0	0	0	3	0	0	0	12	0	0	0	26	0	0	0	0	41
17:45	0	0	0	5	0	0	0	2	0	0	0	23	0	0	0	4	34
Hr Total	0	0	0	14	0	0	0	32	0	0	0	110	0	0	0	10	166
TOTAL	0	0	0	68	0	0	0	89	0	0	0	256	0	0	0	66	479

↑
North



Miami, Florida

March 24, 2009

drawn by: Luis Palomino
Signalized

SE 1ST STREET & SE 2ND AVENUE
 MIAMI, FLORIDA
 COUNTED BY: CARLOS WILTZ
 SIGNALIZED

TRAFFIC SURVEY SPECIALISTS, INC.
 624 GARDENIA TERRACE
 DELRAY BEACH, FLORIDA 33444
 (561) 272-3255 FAX (561) 272-4381

Site Code : 00090010
 Start Date: 03/25/09
 File I.D. : 1ST_AVE
 Page : 1

LIGHT VEHICLES, HEAVY VEHICLES

Date	SE 2ND AVENUE From North				SE 1ST STREET From East				SE 2ND AVENUE From South				SE 1ST STREET From West				Total
	UTurn	Left	Thru	Right	UTurn	Left	Thru	Right	UTurn	Left	Thru	Right	UTurn	Left	Thru	Right	
03/25/09																	
07:00	0	4	36	0	0	0	0	0	0	0	0	0	0	0	72	16	128
07:15	0	8	52	0	0	0	0	0	0	0	0	0	0	0	87	22	169
07:30	0	8	69	0	0	0	0	0	0	0	0	0	0	0	102	29	208
07:45	0	11	82	0	0	0	0	0	0	0	0	0	0	0	155	45	293
Hr Total	0	31	239	0	0	0	0	0	0	0	0	0	0	0	416	112	798
08:00	0	17	91	0	0	0	0	0	0	0	0	0	0	0	143	37	288
08:15	0	26	94	0	0	0	0	0	0	0	0	0	0	0	146	44	310
08:30	0	21	96	0	0	0	0	0	0	0	0	0	0	0	162	39	318
08:45	0	23	139	0	0	0	0	0	0	0	0	0	0	0	172	39	373
Hr Total	0	87	420	0	0	0	0	0	0	0	0	0	0	0	623	159	1289
----- * BREAK *																	
16:00	0	6	94	0	0	0	0	0	0	0	0	0	0	0	83	22	205
16:15	0	8	64	0	0	0	0	0	0	0	0	0	0	0	85	30	187
16:30	0	9	92	0	0	0	0	0	0	0	0	0	0	0	76	32	209
16:45	0	4	94	0	0	0	0	0	0	0	0	0	0	0	71	38	207
Hr Total	0	27	344	0	0	0	0	0	0	0	0	0	0	0	315	122	808
17:00	0	12	110	0	0	0	0	0	0	0	0	0	0	0	87	28	237
17:15	0	9	105	0	0	0	0	0	0	0	0	0	0	0	90	39	243
17:30	0	10	117	0	0	0	0	0	0	0	0	0	0	0	93	32	252
17:45	0	5	103	0	0	0	0	0	0	0	0	0	0	0	85	27	220
Hr Total	0	36	435	0	0	0	0	0	0	0	0	0	0	0	355	126	952
TOTAL	0	181	1438	0	0	0	0	0	0	0	0	0	0	0	1709	519	3847

SE 1ST STREET & SE 2ND AVENUE
 MIAMI, FLORIDA
 COUNTED BY: CARLOS WILTZ
 SIGNALIZED

TRAFFIC SURVEY SPECIALISTS, INC.
 624 GARDENIA TERRACE
 DELRAY BEACH, FLORIDA 33444
 (561) 272-3255 FAX (561) 272-4381

Site Code : 00090010
 Start Date: 03/25/09
 File I.D. : 1ST_2AVE
 Page : 2

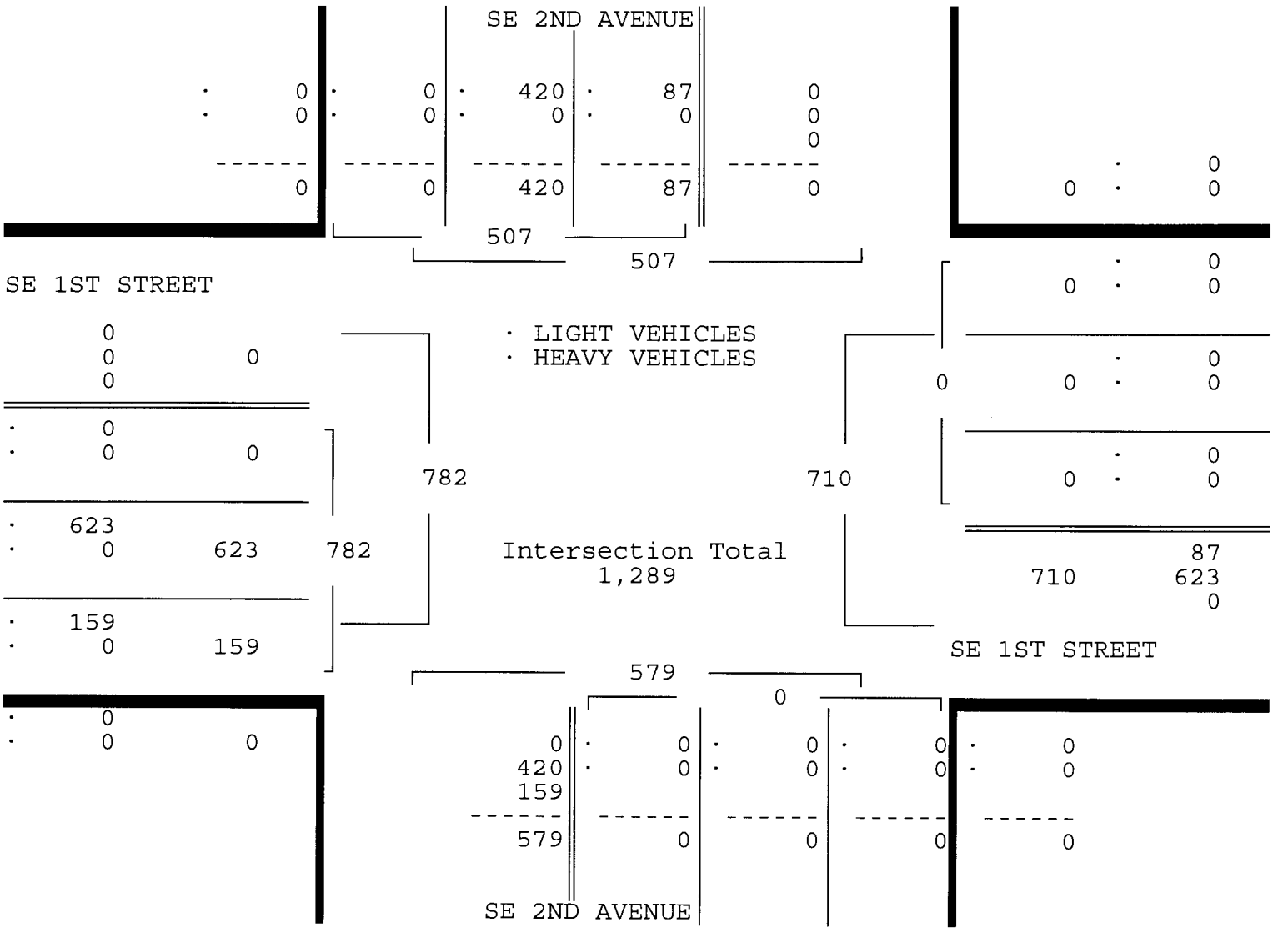
LIGHT VEHICLES, HEAVY VEHICLES

SE 2ND AVENUE From North				SE 1ST STREET From East				SE 2ND AVENUE From South				SE 1ST STREET From West				Total
UTurn	Left	Thru	Right	UTurn	Left	Thru	Right	UTurn	Left	Thru	Right	UTurn	Left	Thru	Right	

Date 03/25/09

Peak Hour Analysis By Entire Intersection for the Period: 07:00 to 09:00 on 03/25/09

Peak start	08:00				08:00				08:00						
Volume	0	87	420	0	0	0	0	0	0	0	0	0	0	623	159
Percent	0%	17%	83%	0%	0%	0%	0%	0%	0%	0%	0%	0%	0%	80%	20%
Pk total	507				0				782						
Highest	08:45				07:00				07:00				08:45		
Volume	0	23	139	0	0	0	0	0	0	0	0	0	0	172	39
Hi total	162				0				211						
PHF	.78				.0				.93						



SE 1ST STREET & SE 2ND AVENUE
 MIAMI, FLORIDA
 COUNTED BY: CARLOS WILTZ
 SIGNALIZED

TRAFFIC SURVEY SPECIALISTS, INC.
 624 GARDENIA TERRACE
 DELRAY BEACH, FLORIDA 33444
 (561) 272-3255 FAX (561) 272-4381

Site Code : 00090010
 Start Date: 03/25/09
 File I.D. : 1ST_2AVE
 Page : 3

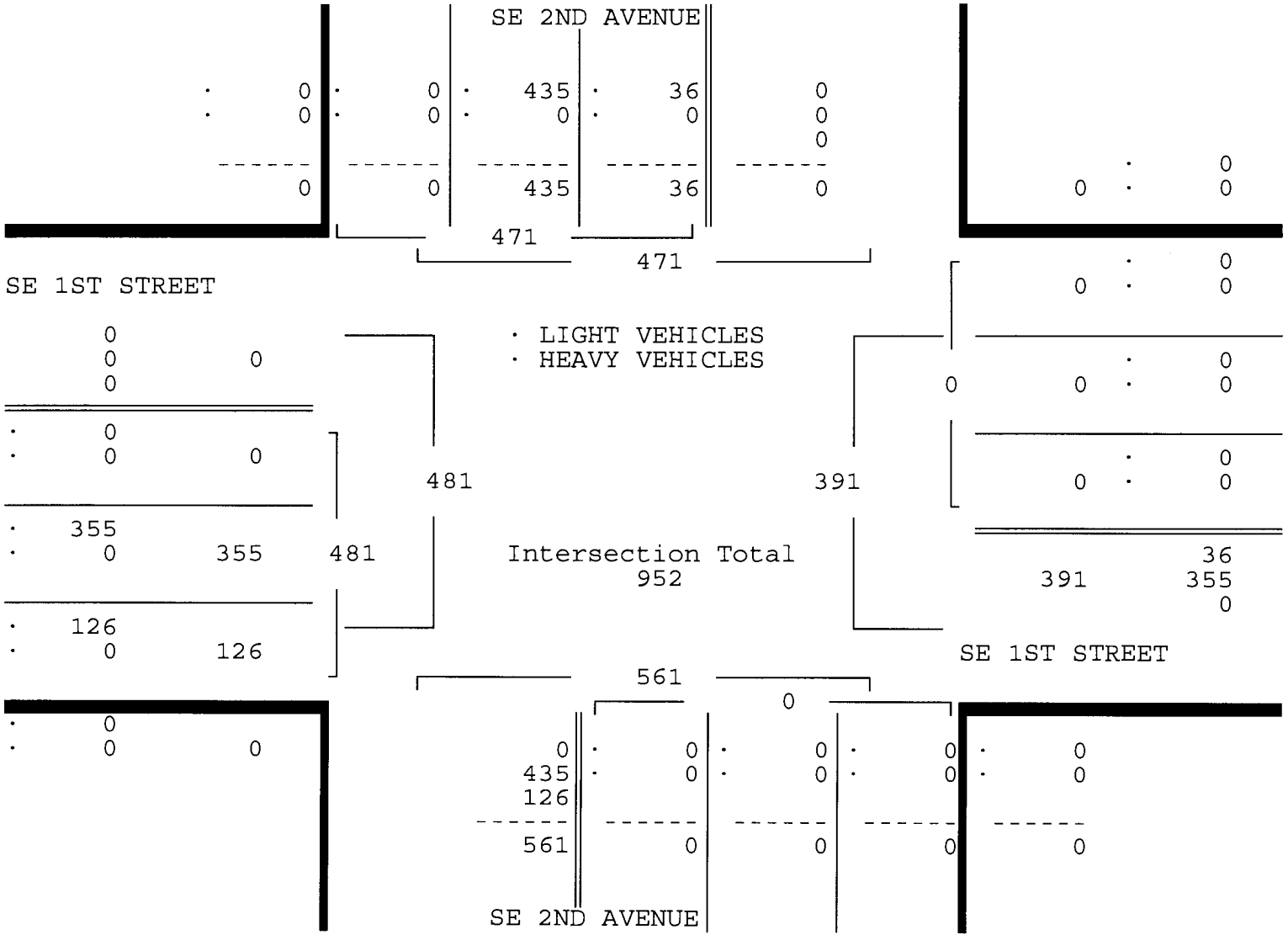
LIGHT VEHICLES, HEAVY VEHICLES

SE 2ND AVENUE From North				SE 1ST STREET From East				SE 2ND AVENUE From South				SE 1ST STREET From West				Total
UTurn	Left	Thru	Right	UTurn	Left	Thru	Right	UTurn	Left	Thru	Right	UTurn	Left	Thru	Right	

Date 03/25/09

Peak Hour Analysis By Entire Intersection for the Period: 16:00 to 18:00 on 03/25/09

	17:00				17:00				17:00						
Volume	0	36	435	0	0	0	0	0	0	0	0	0	0	355	126
Percent	0%	8%	92%	0%	0%	0%	0%	0%	0%	0%	0%	0%	0%	74%	26%
PK total	471				0				481						
Highest	17:30				07:00				07:00				17:15		
Volume	0	10	117	0	0	0	0	0	0	0	0	0	0	90	39
Hi total	127				0				129						
PHF	.93				.0				.93						



SE 1ST STREET & SE 2ND AVENUE
 MIAMI, FLORIDA
 COUNTED BY: CARLOS WILTZ
 SIGNALIZED

TRAFFIC SURVEY SPECIALISTS, INC.
 624 GARDENIA TERRACE
 DELRAY BEACH, FLORIDA 33444
 (561) 272-3255 FAX (561) 272-4381

Site Code : 00090010
 Start Date: 03/25/09
 File I.D. : 1ST_2AVE
 Page : 1

HEAVY VEHICLES

Date	SE 2ND AVENUE From North				SE 1ST STREET From East				SE 2ND AVENUE From South				SE 1ST STREET From West				Total
	UTurn	Left	Thru	Right	UTurn	Left	Thru	Right	UTurn	Left	Thru	Right	UTurn	Left	Thru	Right	
03/25/09																	
07:00	0	0	0	0	0	0	0	0	0	0	0	0	0	0	1	0	1
07:15	0	0	1	0	0	0	0	0	0	0	0	0	0	0	0	0	1
07:30	0	0	0	0	0	0	0	0	0	0	0	0	0	0	1	0	1
07:45	0	0	0	0	0	0	0	0	0	0	0	0	0	0	0	0	0
Hr Total	0	0	1	0	0	0	0	0	0	0	0	0	0	0	2	0	3
* BREAK *																	
TOTAL	0	0	1	0	0	0	0	0	0	0	0	0	0	0	2	0	3

SE 1ST STREET & SE 2ND AVENUE
 MIAMI, FLORIDA
 COUNTED BY: CARLOS WILTZ
 SIGNALIZED

TRAFFIC SURVEY SPECIALISTS, INC.
 624 GARDENIA TERRACE
 DELRAY BEACH, FLORIDA 33444
 (561) 272-3255 FAX (561) 272-4381

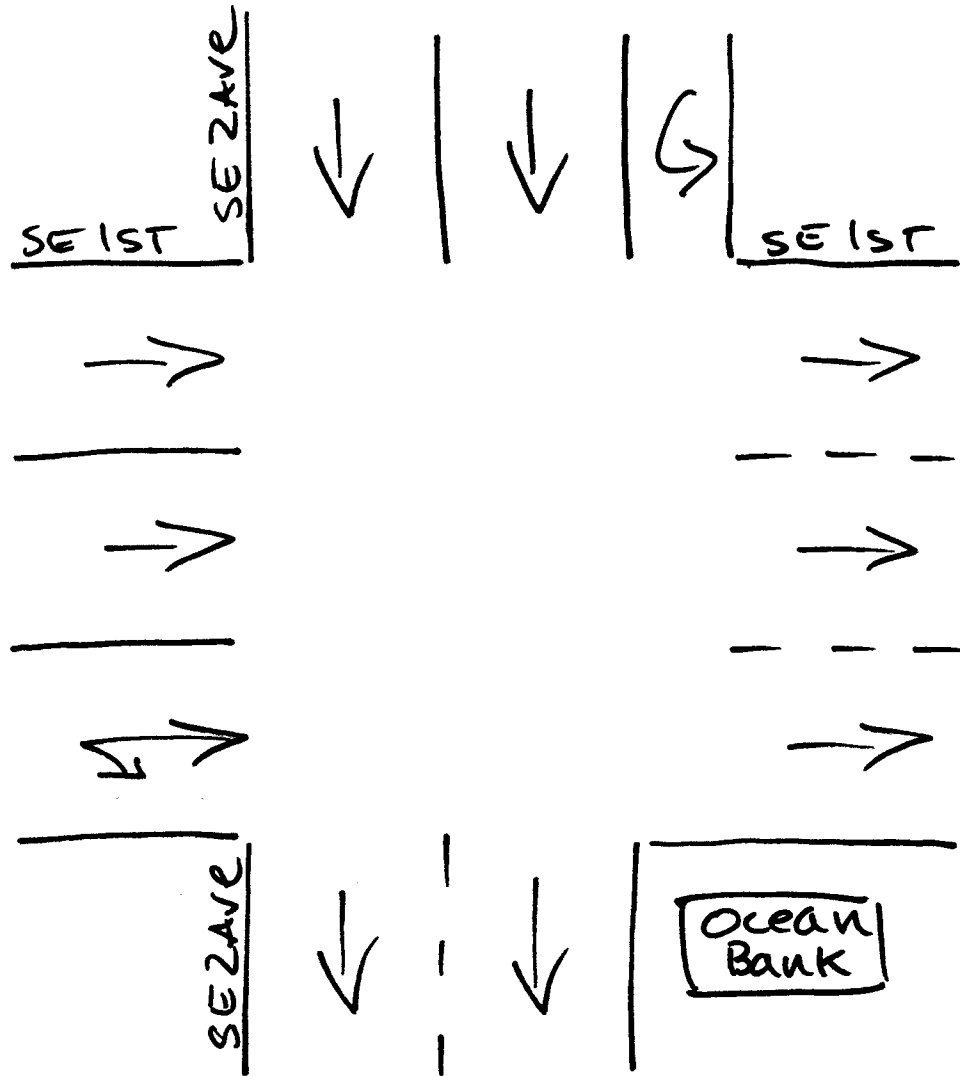
Site Code : 00090010
 Start Date: 03/25/09
 File I.D. : 1ST_2AVE
 Page : 1

PEDESTRIANS

Date	SE 2ND AVENUE From North				SE 1ST STREET From East				SE 2ND AVENUE From South				SE 1ST STREET From West				Total
	Left	Thru	RIGHT	PEDS	Left	Thru	RIGHT	PEDS	Left	Thru	RIGHT	PEDS	Left	Thru	RIGHT	PEDS	
03/25/09	-----																
07:00	0	0	0	3	0	0	0	7	0	0	0	0	0	0	0	8	18
07:15	0	0	0	6	0	0	0	0	0	0	0	2	0	0	0	7	15
07:30	0	0	0	2	0	0	0	2	0	0	0	4	0	0	0	18	26
07:45	0	0	0	6	0	0	0	10	0	0	0	10	0	0	0	6	32
Hr Total	0	0	0	17	0	0	0	19	0	0	0	16	0	0	0	39	91
08:00	0	0	0	10	0	0	0	6	0	0	0	12	0	0	0	7	35
08:15	0	0	0	3	0	0	0	17	0	0	0	17	0	0	0	8	45
08:30	0	0	0	17	0	0	0	18	0	0	0	14	0	0	0	22	71
08:45	0	0	0	15	0	0	0	12	0	0	0	17	0	0	0	21	65
Hr Total	0	0	0	45	0	0	0	53	0	0	0	60	0	0	0	58	216
----- * BREAK * -----																	
16:00	0	0	0	26	0	0	0	20	0	0	0	42	0	0	0	13	101
16:15	0	0	0	20	0	0	0	14	0	0	0	29	0	0	0	8	71
16:30	0	0	0	21	0	0	0	15	0	0	0	38	0	0	0	15	89
16:45	0	0	0	16	0	0	0	21	0	0	0	37	0	0	0	11	85
Hr Total	0	0	0	83	0	0	0	70	0	0	0	146	0	0	0	47	346
17:00	0	0	0	16	0	0	0	31	0	0	0	37	0	0	0	16	100
17:15	0	0	0	14	0	0	0	20	0	0	0	39	0	0	0	14	87
17:30	0	0	0	12	0	0	0	24	0	0	0	35	0	0	0	9	80
17:45	0	0	0	10	0	0	0	23	0	0	0	15	0	0	0	9	57
Hr Total	0	0	0	52	0	0	0	98	0	0	0	126	0	0	0	48	324

TOTAL	0	0	0	197	0	0	0	240	0	0	0	348	0	0	0	192	977

↑
North



Miami, Florida

March 26, 2009

drawn by: Luis Palomino
Signalized

SE 3RD STREET/I 95 OFF RAMP & SE 2ND
 AVENUE, MIAMI, FLORIDA
 COUNTED BY: MAXIE ESPINOSA
 SIGNALIZED

TRAFFIC SURVEY SPECIALISTS, INC.
 624 GARDENIA TERRACE
 DELRAY BEACH, FLORIDA 33444
 (561) 272-3255 FAX (561) 272-4381

Site Code : 00090010
 Start Date: 03/25/09
 File I.D. : 3ST_2AVE
 Page : 1

LIGHT VEHICLES, HEAVY VEHICLES

Date	SE 2ND AVENUE From North				SE 3RD STREET From East				SE 2ND AVENUE From South				I 95 OFF RAMP From West				Total
	UTurn	Left	Thru	Right	UTurn	Left	Thru	Right	UTurn	Left	Thru	Right	UTurn	Left	Thru	Right	
03/25/09																	
07:00	0	2	78	0	0	0	0	0	0	0	0	0	0	0	105	135	320
07:15	0	2	121	0	0	0	0	0	0	0	0	0	0	0	124	134	381
07:30	0	3	115	0	0	0	0	0	0	0	0	0	0	0	130	151	399
07:45	0	7	133	0	0	0	0	0	0	0	0	0	0	0	180	196	516
Hr Total	0	14	447	0	0	0	0	0	0	0	0	0	0	0	539	616	1616
08:00	0	4	144	0	0	0	0	0	0	0	0	0	0	0	177	221	546
08:15	0	2	224	0	0	0	0	0	0	0	0	0	0	0	202	274	702
08:30	0	3	228	0	0	0	0	0	0	0	0	0	0	0	179	308	718
08:45	0	4	262	0	0	0	0	0	0	0	0	0	0	0	191	369	826
Hr Total	0	13	858	0	0	0	0	0	0	0	0	0	0	0	749	1172	2792
* BREAK *																	
16:00	0	2	224	0	0	0	0	0	0	0	0	0	0	0	96	123	445
16:15	0	2	194	0	0	0	0	0	0	0	0	0	0	0	67	107	370
16:30	0	7	236	0	0	0	0	0	0	0	0	0	0	0	55	107	405
16:45	0	3	196	0	0	0	0	0	0	0	0	0	0	0	81	126	406
Hr Total	0	14	850	0	0	0	0	0	0	0	0	0	0	0	299	463	1626
17:00	0	4	269	0	0	0	0	0	0	0	0	0	0	0	92	118	483
17:15	0	4	284	0	0	0	0	0	0	0	0	0	0	0	72	143	503
17:30	0	6	326	0	0	0	0	0	0	0	0	0	0	0	112	151	595
17:45	0	5	249	0	0	0	0	0	0	0	0	0	0	0	90	174	518
Hr Total	0	19	1128	0	0	0	0	0	0	0	0	0	0	0	366	586	2099
TOTAL	0	60	3283	0	0	0	0	0	0	0	0	0	0	0	1953	2837	8133

SE 3RD STREET/I 95 OFF RAMP & SE 2ND AVENUE, MIAMI, FLORIDA
 COUNTED BY: MAXIE ESPINOSA
 SIGNALIZED

TRAFFIC SURVEY SPECIALISTS, INC.
 624 GARDENIA TERRACE
 DELRAY BEACH, FLORIDA 33444
 (561) 272-3255 FAX (561) 272-4381

Site Code : 00090010
 Start Date: 03/25/09
 File I.D. : 3ST_2AVE
 Page : 2

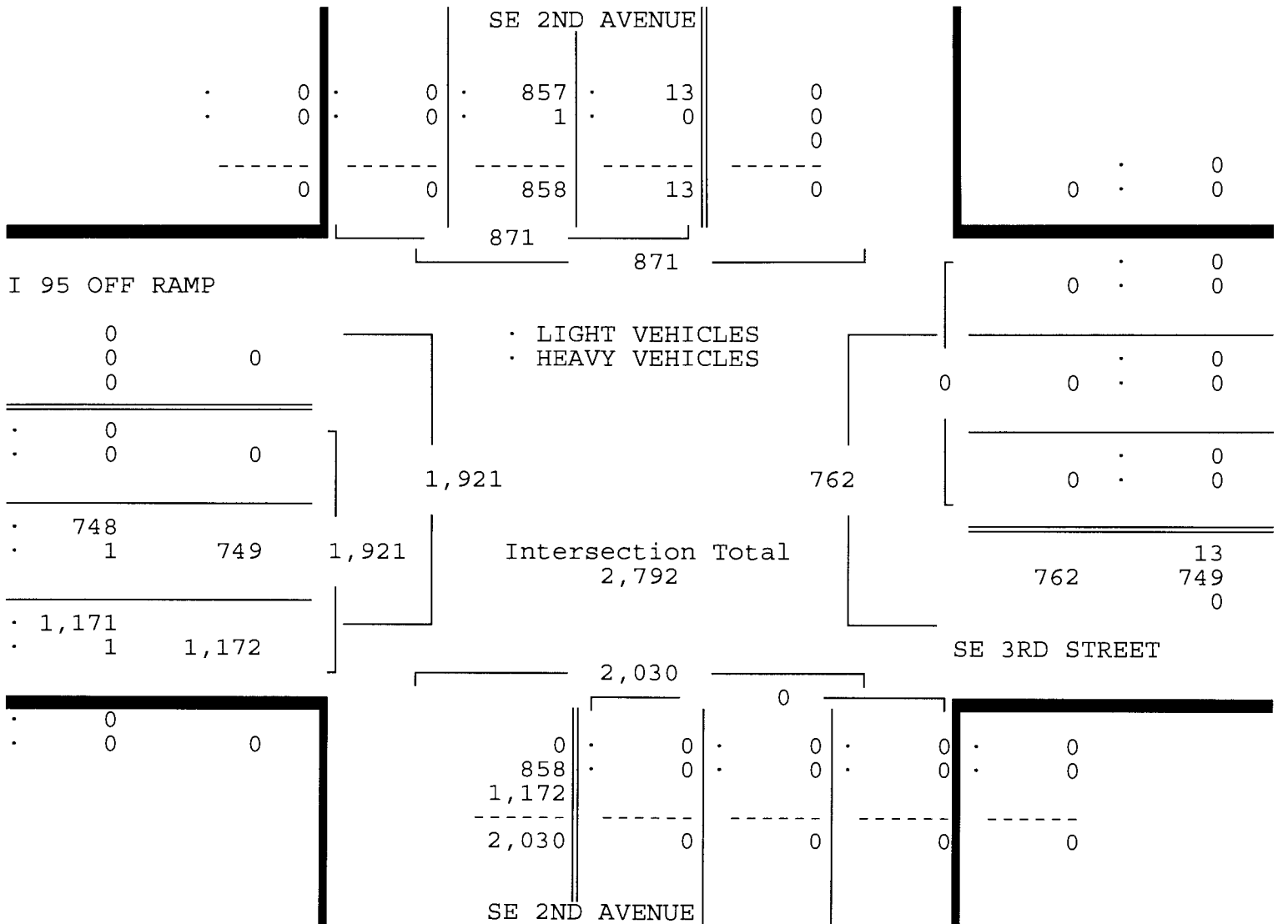
LIGHT VEHICLES, HEAVY VEHICLES

SE 2ND AVENUE From North				SE 3RD STREET From East				SE 2ND AVENUE From South				I 95 OFF RAMP From West				Total
UTurn	Left	Thru	Right	UTurn	Left	Thru	Right	UTurn	Left	Thru	Right	UTurn	Left	Thru	Right	

Date 03/25/09

Peak Hour Analysis By Entire Intersection for the Period: 07:00 to 09:00 on 03/25/09

Peak start 08:00				08:00				08:00				08:00			
Volume	0	13	858	0	0	0	0	0	0	0	0	0	0	749	1172
Percent	0%	1%	99%	0%	0%	0%	0%	0%	0%	0%	0%	0%	0%	39%	61%
Pk total	871			0				0				1921			
Highest	08:45			07:00				07:00				08:45			
Volume	0	4	262	0	0	0	0	0	0	0	0	0	0	191	369
Hi total	266			0				0				560			
PHF	.82			.0				.0				.86			



SE 3RD STREET/I 95 OFF RAMP & SE 2ND AVENUE, MIAMI, FLORIDA
 COUNTED BY: MAXIE ESPINOSA
 SIGNALIZED

TRAFFIC SURVEY SPECIALISTS, INC.
 624 GARDENIA TERRACE
 DELRAY BEACH, FLORIDA 33444
 (561) 272-3255 FAX (561) 272-4381

Site Code : 00090010
 Start Date: 03/25/09
 File I.D. : 3ST_2AVE
 Page : 3

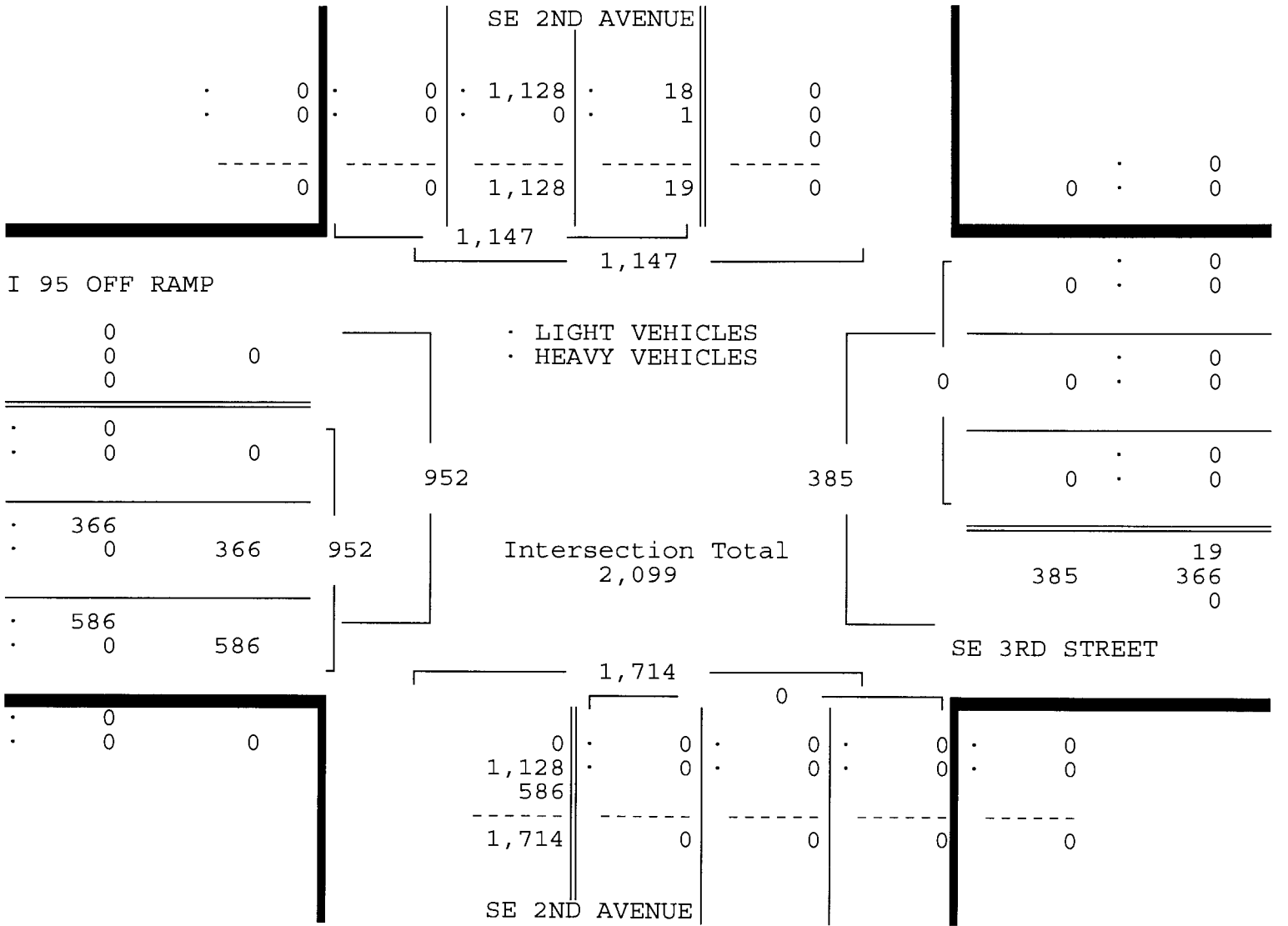
LIGHT VEHICLES, HEAVY VEHICLES

SE 2ND AVENUE From North				SE 3RD STREET From East				SE 2ND AVENUE From South				I 95 OFF RAMP From West				Total
UTurn	Left	Thru	Right	UTurn	Left	Thru	Right	UTurn	Left	Thru	Right	UTurn	Left	Thru	Right	

Date 03/25/09

Peak Hour Analysis By Entire Intersection for the Period: 16:00 to 18:00 on 03/25/09

Peak start 17:00				17:00				17:00				17:00			
Volume	0	19	1128	0	0	0	0	0	0	0	0	0	0	366	586
Percent	0%	2%	98%	0%	0%	0%	0%	0%	0%	0%	0%	0%	0%	38%	62%
Pk total	1147			0				0				952			
Highest	17:30			07:00				07:00				17:45			
Volume	0	6	326	0	0	0	0	0	0	0	0	0	0	90	174
Hi total	332			0				0				264			
PHF	.86			.0				.0				.90			



SE 3RD STREET/I 95 OFF RAMP & SE 2ND
 AVENUE, MIAMI, FLORIDA
 COUNTED BY: MAXIE ESPINOSA
 SIGNALIZED

TRAFFIC SURVEY SPECIALISTS, INC.
 624 GARDENIA TERRACE
 DELRAY BEACH, FLORIDA 33444
 (561) 272-3255 FAX (561) 272-4381

Site Code : 00090010
 Start Date: 03/25/09
 File I.D. : 3ST_2AVE
 Page : 1

HEAVY VEHICLES

Date	SE 2ND AVENUE From North				SE 3RD STREET From East				SE 2ND AVENUE From South				I 95 OFF RAMP From West				Total
	UTurn	Left	Thru	Right	UTurn	Left	Thru	Right	UTurn	Left	Thru	Right	UTurn	Left	Thru	Right	
03/25/09	-----																
07:00	0	0	0	0	0	0	0	0	0	0	0	0	0	0	0	0	0
07:15	0	0	1	0	0	0	0	0	0	0	0	0	0	0	0	0	1
07:30	0	0	1	0	0	0	0	0	0	0	0	0	0	0	0	0	1
07:45	0	0	0	0	0	0	0	0	0	0	0	0	0	0	2	0	2
Hr Total	0	0	2	0	0	0	0	0	0	0	0	0	0	0	2	0	4
08:00	0	0	1	0	0	0	0	0	0	0	0	0	0	0	1	0	2
08:15	0	0	0	0	0	0	0	0	0	0	0	0	0	0	0	0	0
08:30	0	0	0	0	0	0	0	0	0	0	0	0	0	0	0	0	0
08:45	0	0	0	0	0	0	0	0	0	0	0	0	0	0	0	1	1
Hr Total	0	0	1	0	0	0	0	0	0	0	0	0	0	0	1	1	3
----- * BREAK * -----																	
16:00	0	0	0	0	0	0	0	0	0	0	0	0	0	0	0	0	0
16:15	0	0	0	0	0	0	0	0	0	0	0	0	0	0	0	1	1
16:30	0	0	0	0	0	0	0	0	0	0	0	0	0	0	0	0	0
16:45	0	0	0	0	0	0	0	0	0	0	0	0	0	0	0	0	0
Hr Total	0	0	0	0	0	0	0	0	0	0	0	0	0	0	0	1	1
17:00	0	1	0	0	0	0	0	0	0	0	0	0	0	0	0	0	1
17:15	0	0	0	0	0	0	0	0	0	0	0	0	0	0	0	0	0
17:30	0	0	0	0	0	0	0	0	0	0	0	0	0	0	0	0	0
17:45	0	0	0	0	0	0	0	0	0	0	0	0	0	0	0	0	0
Hr Total	0	1	0	0	0	0	0	0	0	0	0	0	0	0	0	0	1

TOTAL	0	1	3	0	0	0	0	0	0	0	0	0	0	0	3	2	9

I 95 ON RAMP FROM SE 2ND AVENUE
 MIAMI, FLORIDA
 COUNTED BY: MAXIE ESPINOSA
 NOT SIGNALIZED

TRAFFIC SURVEY SPECIALISTS, INC.
 624 GARDENIA TERRACE
 DELRAY BEACH, FLORIDA 33444
 (561) 272-3255 FAX (561) 272-4381

Site Code : 00090010
 Start Date: 03/25/09
 File I.D. : 3ST2AV95
 Page : 1

ALL VEHICLES

Date	SE 2ND AVENUE From North				SE 3RD STREET From East				SE 2ND AVENUE From South				I 95 ON RAMP From West				Total
	UTurn	Left	Thru	Right	UTurn	Left	Thru	Right	UTurn	Left	Thru	Right	UTurn	Left	Thru	Right	
03/25/09	-----																
07:00	0	0	0	67	0	0	0	0	0	0	0	0	0	0	0	0	67
07:15	0	0	0	64	0	0	0	0	0	0	0	0	0	0	0	0	64
07:30	0	0	0	111	0	0	0	0	0	0	0	0	0	0	0	0	111
07:45	0	0	0	100	0	0	0	0	0	0	0	0	0	0	0	0	100
Hr Total	0	0	0	342	0	0	0	0	0	0	0	0	0	0	0	0	342
08:00	0	0	0	134	0	0	0	0	0	0	0	0	0	0	0	0	134
08:15	0	0	0	124	0	0	0	0	0	0	0	0	0	0	0	0	124
08:30	0	0	0	118	0	0	0	0	0	0	0	0	0	0	0	0	118
08:45	0	0	0	162	0	0	0	0	0	0	0	0	0	0	0	0	162
Hr Total	0	0	0	538	0	0	0	0	0	0	0	0	0	0	0	0	538
----- * BREAK * -----																	
16:00	0	0	0	255	0	0	0	0	0	0	0	0	0	0	0	0	255
16:15	0	0	0	190	0	0	0	0	0	0	0	0	0	0	0	0	190
16:30	0	0	0	243	0	0	0	0	0	0	0	0	0	0	0	0	243
16:45	0	0	0	202	0	0	0	0	0	0	0	0	0	0	0	0	202
Hr Total	0	0	0	890	0	0	0	0	0	0	0	0	0	0	0	0	890
17:00	0	0	0	287	0	0	0	0	0	0	0	0	0	0	0	0	287
17:15	0	0	0	291	0	0	0	0	0	0	0	0	0	0	0	0	291
17:30	0	0	0	290	0	0	0	0	0	0	0	0	0	0	0	0	290
17:45	0	0	0	246	0	0	0	0	0	0	0	0	0	0	0	0	246
Hr Total	0	0	0	1114	0	0	0	0	0	0	0	0	0	0	0	0	1114

TOTAL	0	0	0	2884	0	0	0	0	0	0	0	0	0	0	0	0	2884

SE 3RD STREET/I 95 OFF RAMP & SE 2ND
 AVENUE, MIAMI, FLORIDA
 COUNTED BY: MAXIE ESPINOSA
 SIGNALIZED

TRAFFIC SURVEY SPECIALISTS, INC.
 624 GARDENIA TERRACE
 DELRAY BEACH, FLORIDA 33444
 (561) 272-3255 FAX (561) 272-4381

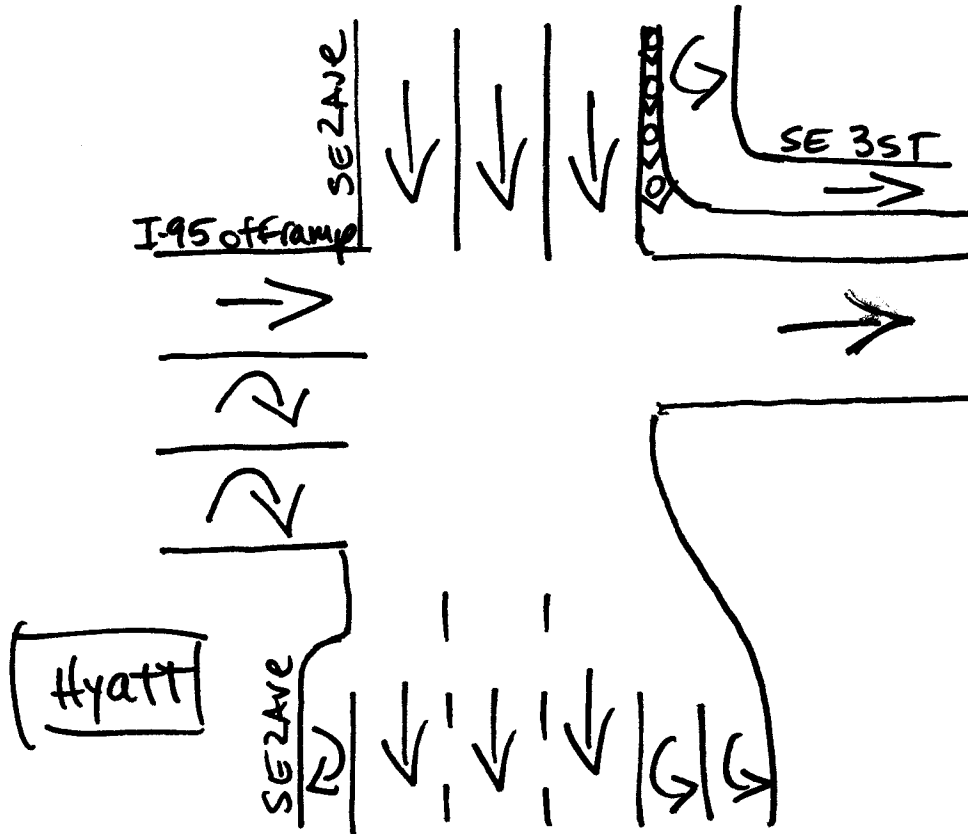
Site Code : 00090010
 Start Date: 03/25/09
 File I.D. : 3ST_2AVE
 Page : 1

PEDESTRIANS

Date	SE 2ND AVENUE From North				SE 3RD STREET From East				SE 2ND AVENUE From South				I 95 OFF RAMP From West				Total
	Left	Thru	RIGHT	PEDS	Left	Thru	RIGHT	PEDS	Left	Thru	RIGHT	PEDS	Left	Thru	RIGHT	PEDS	
03/25/09	-----																
07:00	0	0	0	0	0	0	0	2	0	0	0	0	0	0	0	4	6
07:15	0	0	0	0	0	0	0	4	0	0	0	0	0	0	0	10	14
07:30	0	0	0	0	0	0	0	1	0	0	0	2	0	0	0	8	11
07:45	0	0	0	3	0	0	0	6	0	0	0	0	0	0	0	13	22
Hr Total	0	0	0	3	0	0	0	13	0	0	0	2	0	0	0	35	53
08:00	0	0	0	3	0	0	0	2	0	0	0	0	0	0	0	25	30
08:15	0	0	0	0	0	0	0	4	0	0	0	0	0	0	0	22	26
08:30	0	0	0	0	0	0	0	1	0	0	0	0	0	0	0	10	11
08:45	0	0	0	1	0	0	0	2	0	0	0	0	0	0	0	17	20
Hr Total	0	0	0	4	0	0	0	9	0	0	0	0	0	0	0	74	87
----- * BREAK * -----																	
16:00	0	0	0	2	0	0	0	2	0	0	0	4	0	0	0	18	26
16:15	0	0	0	0	0	0	0	1	0	0	0	0	0	0	0	12	13
16:30	0	0	0	2	0	0	0	0	0	0	0	0	0	0	0	23	25
16:45	0	0	0	0	0	0	0	0	0	0	0	0	0	0	0	13	13
Hr Total	0	0	0	4	0	0	0	3	0	0	0	4	0	0	0	66	77
17:00	0	0	0	0	0	0	0	1	0	0	0	0	0	0	0	13	14
17:15	0	0	0	3	0	0	0	5	0	0	0	0	0	0	0	24	32
17:30	0	0	0	2	0	0	0	0	0	0	0	0	0	0	0	19	21
17:45	0	0	0	1	0	0	0	2	0	0	0	4	0	0	0	11	18
Hr Total	0	0	0	6	0	0	0	8	0	0	0	4	0	0	0	67	85

TOTAL	0	0	0	17	0	0	0	33	0	0	0	10	0	0	0	242	302

North ↑



Miami, Florida
March 26, 2009
drawn by: Luis Palomino
signalized

SE 7TH STREET & BRICKELL AVENUE
 MIAMI, FLORIDA
 COUNTED BY: I. GONZALEZ & L.PALOMINO
 SIGNALIZED

TRAFFIC SURVEY SPECIALISTS, INC.
 624 GARDENIA TERRACE
 DELRAY BEACH, FLORIDA 33444
 (561) 272-3255 FAX (561) 272-4381

Site Code : 00090010
 Start Date: 03/26/09
 File I.D. : 7STRBRIC
 Page : 1

LIGHT VEHICLES, HEAVY VEHICLES

Date	BRICKELL AVENUE From North				SE 7TH STREET From East				BRICKELL AVENUE From South				SE 7TH STREET From West				Total
	UTurn	Left	Thru	Right	UTurn	Left	Thru	Right	UTurn	Left	Thru	Right	UTurn	Left	Thru	Right	
03/26/09	-----																
07:00	0	9	115	22	0	0	12	0	2	61	128	6	0	0	0	0	355
07:15	1	12	115	24	0	1	2	2	0	85	141	16	0	0	0	0	399
07:30	3	17	164	25	0	1	0	2	0	94	187	22	0	0	0	0	515
07:45	2	23	189	22	0	0	1	1	0	92	230	32	0	0	0	0	592
Hr Total	6	61	583	93	0	2	15	5	2	332	686	76	0	0	0	0	1861
08:00	8	29	209	27	1	1	4	5	0	118	238	49	0	0	0	0	689
08:15	4	52	249	34	0	0	5	6	1	132	260	60	0	0	0	0	803
08:30	3	46	204	32	1	0	13	8	1	127	235	71	0	0	0	0	741
08:45	2	47	234	47	0	2	11	23	2	100	263	66	0	0	0	0	797
Hr Total	17	174	896	140	2	3	33	42	4	477	996	246	0	0	0	0	3030
----- * BREAK * -----																	
16:00	0	10	194	60	0	7	27	6	2	109	268	6	0	0	0	0	689
16:15	3	4	247	61	0	8	32	7	5	105	252	6	0	0	0	0	730
16:30	1	5	254	41	0	10	38	15	4	123	227	6	0	0	0	0	724
16:45	3	5	259	57	0	14	30	6	2	103	266	6	0	0	0	0	751
Hr Total	7	24	954	219	0	39	127	34	13	440	1013	24	0	0	0	0	2894
17:00	4	7	279	73	0	31	73	17	3	126	286	8	0	0	0	0	907
17:15	4	10	298	72	0	28	75	31	6	120	340	4	0	0	0	0	988
17:30	0	10	296	55	0	21	74	29	1	116	326	2	0	0	0	0	930
17:45	2	15	326	69	0	16	60	12	4	109	317	11	0	0	0	0	941
Hr Total	10	42	1199	269	0	96	282	89	14	471	1269	25	0	0	0	0	3766

TOTAL	40	301	3632	721	2	140	457	170	33	1720	3964	371	0	0	0	0	11551

SE 7TH STREET & BRICKELL AVENUE
 MIAMI, FLORIDA
 COUNTED BY: I. GONZALEZ & L.PALOMINO
 SIGNALIZED

TRAFFIC SURVEY SPECIALISTS, INC.
 624 GARDENIA TERRACE
 DELRAY BEACH, FLORIDA 33444
 (561) 272-3255 FAX (561) 272-4381

Site Code : 00090010
 Start Date: 03/26/09
 File I.D. : 7STRBRIC
 Page : 2

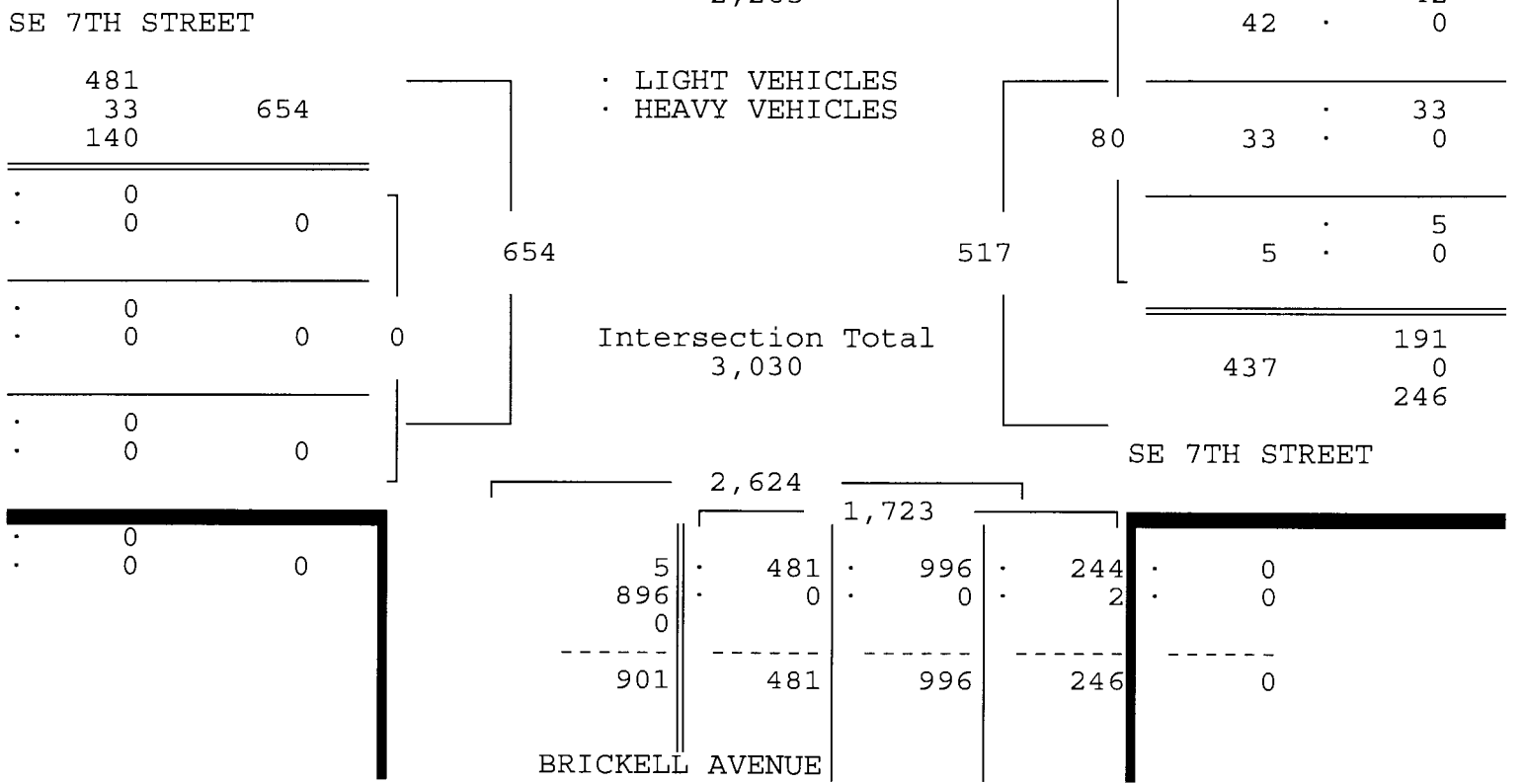
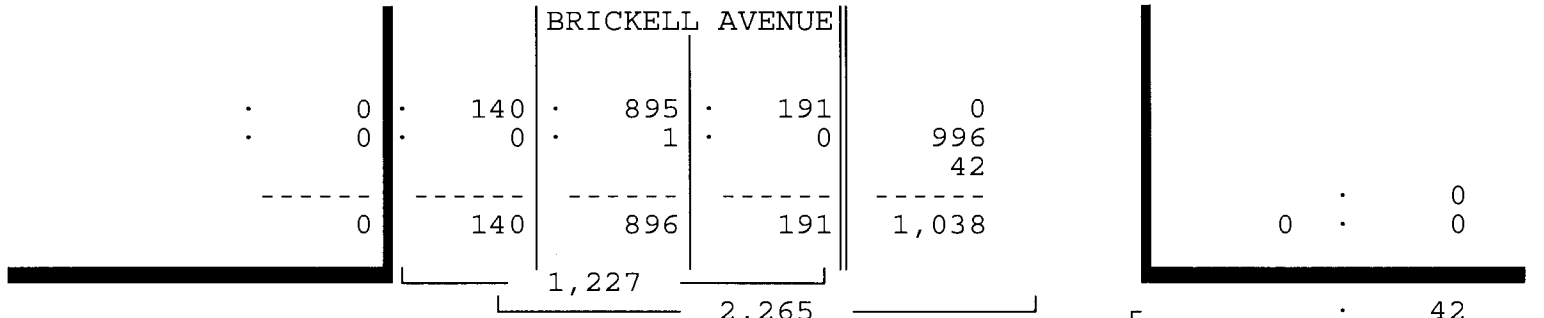
LIGHT VEHICLES, HEAVY VEHICLES

BRICKELL AVENUE From North				SE 7TH STREET From East				BRICKELL AVENUE From South				SE 7TH STREET From West				Total
UTurn	Left	Thru	Right	UTurn	Left	Thru	Right	UTurn	Left	Thru	Right	UTurn	Left	Thru	Right	

Date 03/26/09

Peak Hour Analysis By Entire Intersection for the Period: 07:00 to 09:00 on 03/26/09

Peak start	08:00				08:00				08:00							
Volume	17	174	896	140	2	3	33	42	4	477	996	246	0	0	0	0
Percent	1%	14%	73%	11%	2%	4%	41%	52%	0%	28%	58%	14%	0%	0%	0%	0%
Pk total	1227				80				1723				0			
Highest	08:15				08:45				08:15				07:00			
Volume	4	52	249	34	0	2	11	23	1	132	260	60	0	0	0	0
Hi total	339				36				453				0			
PHF	.90				.56				.95				.0			



SE 7TH STREET & BRICKELL AVENUE
 MIAMI, FLORIDA
 COUNTED BY: I. GONZALEZ & L. PALOMINO
 SIGNALIZED

TRAFFIC SURVEY SPECIALISTS, INC.
 624 GARDENIA TERRACE
 DELRAY BEACH, FLORIDA 33444
 (561) 272-3255 FAX (561) 272-4381

Site Code : 00090010
 Start Date: 03/26/09
 File I.D. : 7STRBRIC
 Page : 3

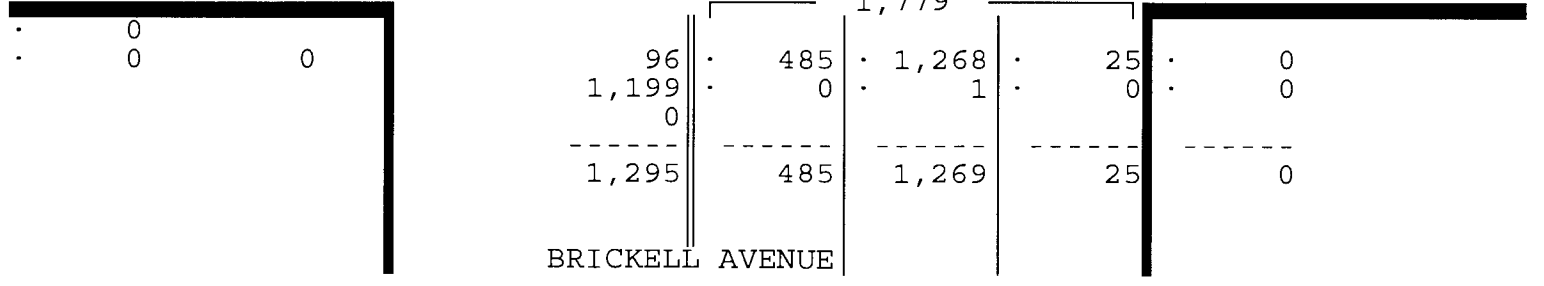

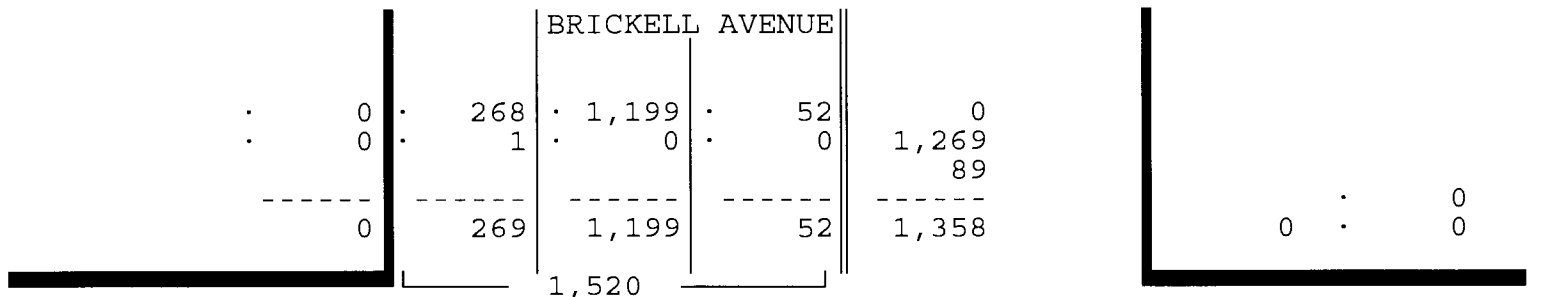
LIGHT VEHICLES, HEAVY VEHICLES

BRICKELL AVENUE From North				SE 7TH STREET From East				BRICKELL AVENUE From South				SE 7TH STREET From West				Total
UTurn	Left	Thru	Right	UTurn	Left	Thru	Right	UTurn	Left	Thru	Right	UTurn	Left	Thru	Right	

Date 03/26/09

Peak Hour Analysis By Entire Intersection for the Period: 16:00 to 18:00 on 03/26/09

Peak start	17:00				17:00				17:00				17:00			
Volume	10	42	1199	269	0	96	282	89	14	471	1269	25	0	0	0	0
Percent	1%	3%	79%	18%	0%	21%	60%	19%	1%	26%	71%	1%	0%	0%	0%	0%
Pk total	1520				467				1779				0			
Highest	17:45				17:15				17:15				07:00			
Volume	2	15	326	69	0	28	75	31	6	120	340	4	0	0	0	0
Hi total	412				134				470				0			
PHF	.92				.87				.95				.0			



TRAFFIC SURVEY SPECIALISTS, INC.

SE 7TH STREET & BRICKELL AVENUE
 MIAMI, FLORIDA
 COUNTED BY: I. GONZALEZ & L.PALOMINO
 SIGNALIZED

624 GARDENIA TERRACE
 DELRAY BEACH, FLORIDA 33444
 (561) 272-3255 FAX (561) 272-4381

Site Code : 00090010
 Start Date: 03/26/09
 File I.D. : 7STRBRIC
 Page : 1

HEAVY VEHICLES

Date	BRICKELL AVENUE From North				SE 7TH STREET From East				BRICKELL AVENUE From South				SE 7TH STREET From West				Total
	UTurn	Left	Thru	Right	UTurn	Left	Thru	Right	UTurn	Left	Thru	Right	UTurn	Left	Thru	Right	
03/26/09																	
07:00	0	0	0	0	0	0	0	0	0	1	0	0	0	0	0	0	1
07:15	0	0	0	0	0	0	0	0	0	0	0	0	0	0	0	0	0
07:30	0	0	0	0	0	0	0	0	0	0	0	0	0	0	0	0	0
07:45	0	0	1	0	0	0	0	0	0	0	0	0	0	0	0	0	1
Hr Total	0	0	1	0	0	0	0	0	0	1	0	0	0	0	0	0	2
08:00	0	0	1	0	0	0	0	0	0	0	0	0	0	0	0	0	1
08:15	0	0	0	0	0	0	0	0	0	0	0	0	0	0	0	0	0
08:30	0	0	0	0	0	0	0	0	0	0	0	2	0	0	0	0	2
08:45	0	0	0	0	0	0	0	0	0	0	0	0	0	0	0	0	0
Hr Total	0	0	1	0	0	0	0	0	0	0	0	2	0	0	0	0	3
* BREAK *																	
16:00	0	0	0	0	0	0	0	0	0	0	1	0	0	0	0	0	1
16:15	0	0	0	0	0	0	0	0	0	1	0	0	0	0	0	0	1
16:30	0	0	0	0	0	0	0	0	0	0	0	0	0	0	0	0	0
16:45	0	0	0	0	0	0	0	0	0	0	0	0	0	0	0	0	0
Hr Total	0	0	0	0	0	0	0	0	0	1	1	0	0	0	0	0	2
17:00	0	0	0	0	0	0	0	0	0	0	1	0	0	0	0	0	1
17:15	0	0	0	0	0	0	0	0	0	0	0	0	0	0	0	0	0
17:30	0	0	0	0	0	0	0	0	0	0	0	0	0	0	0	0	0
17:45	0	0	0	1	0	0	0	0	0	0	0	0	0	0	0	0	1
Hr Total	0	0	0	1	0	0	0	0	0	0	1	0	0	0	0	0	2
TOTAL	0	0	2	1	0	0	0	0	0	2	2	2	0	0	0	0	9

SE 7TH STREET & BRICKELL AVENUE
 MIAMI, FLORIDA
 COUNTED BY: I. GONZALEZ & L.PALOMINO
 SIGNALIZED

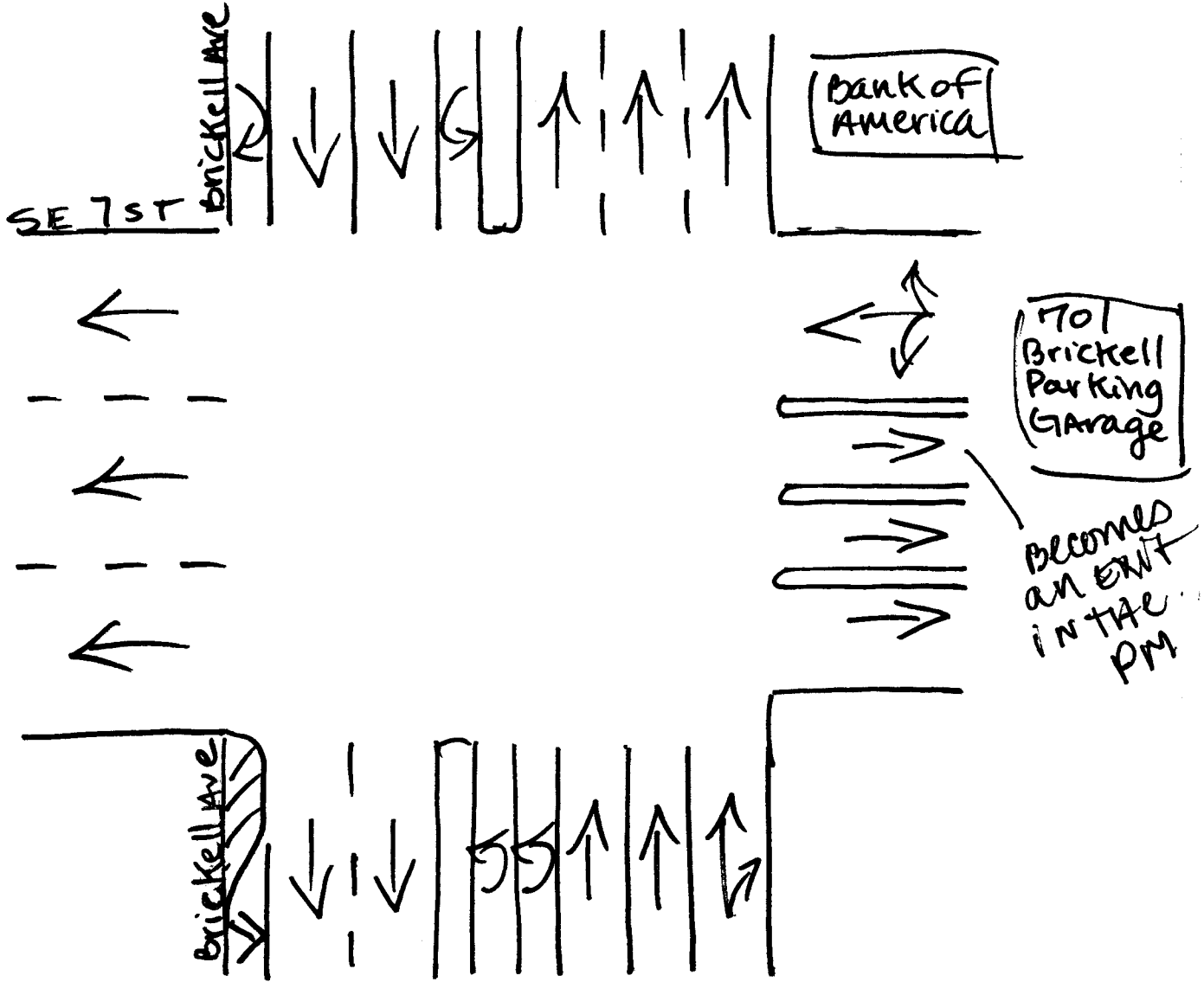
TRAFFIC SURVEY SPECIALISTS, INC.
 624 GARDENIA TERRACE
 DELRAY BEACH, FLORIDA 33444
 (561) 272-3255 FAX (561) 272-4381

Site Code : 00090010
 Start Date: 03/26/09
 File I.D. : 7STRBRIC
 Page : 1

PEDESTRIANS

Date	BRICKELL AVENUE From North				SE 7TH STREET From East				BRICKELL AVENUE From South				SE 7TH STREET From West				Total
	Left	Thru	RIGHT	PEDS	Left	Thru	RIGHT	PEDS	Left	Thru	RIGHT	PEDS	Left	Thru	RIGHT	PEDS	
03/26/09																	
07:00	0	0	0	0	0	0	0	3	0	0	0	1	0	0	0	3	7
07:15	0	0	0	1	0	0	0	8	0	0	0	2	0	0	0	6	17
07:30	0	0	0	3	0	0	0	11	0	0	0	3	0	0	0	4	21
07:45	0	0	0	9	0	0	0	14	0	0	0	4	0	0	0	4	31
Hr Total	0	0	0	13	0	0	0	36	0	0	0	10	0	0	0	17	76
08:00	0	0	0	8	0	0	0	9	0	0	0	3	0	0	0	5	25
08:15	0	0	0	6	0	0	0	11	0	0	0	12	0	0	0	16	45
08:30	0	0	0	17	0	0	0	14	0	0	0	13	0	0	0	7	51
08:45	0	0	0	9	0	0	0	7	0	0	0	20	0	0	0	9	45
Hr Total	0	0	0	40	0	0	0	41	0	0	0	48	0	0	0	37	166
* BREAK *																	
16:00	0	0	0	7	0	0	0	7	0	0	0	6	0	0	0	7	27
16:15	0	0	0	8	0	0	0	3	0	0	0	10	0	0	0	2	23
16:30	0	0	0	5	0	0	0	6	0	0	0	3	0	0	0	3	17
16:45	0	0	0	2	0	0	0	6	0	0	0	10	0	0	0	10	28
Hr Total	0	0	0	22	0	0	0	22	0	0	0	29	0	0	0	22	95
17:00	0	0	0	4	0	0	0	12	0	0	0	10	0	0	0	3	29
17:15	0	0	0	6	0	0	0	12	0	0	0	7	0	0	0	1	26
17:30	0	0	0	6	0	0	0	15	0	0	0	4	0	0	0	5	30
17:45	0	0	0	0	0	0	0	10	0	0	0	4	0	0	0	4	18
Hr Total	0	0	0	16	0	0	0	49	0	0	0	25	0	0	0	13	103
TOTAL	0	0	0	91	0	0	0	148	0	0	0	112	0	0	0	89	440

North ↑



MIAMI, FLORIDA
MARCH 26, 2009
DRAWN BY: LUIS PALOMINO

SIGNALIZED

SE 8TH STREET & BRICKELL AVENUE
 MIAMI, FLORIDA
 COUNTED BY: C. WILTZ & C. RUIZ
 SIGNALIZED

TRAFFIC SURVEY SPECIALISTS, INC.
 624 GARDENIA TERRACE
 DELRAY BEACH, FLORIDA 33444
 (561) 272-3255 FAX (561) 272-4381

Site Code : 00090010
 Start Date: 03/26/09
 File I.D. : 8STRBRIC
 Page : 1

LIGHT VEHICLES, HEAVY VEHICLES

Date	BRICKELL AVENUE From North				SE 8TH STREET From East				BRICKELL AVENUE From South				SE 8TH STREET From West				Total
	UTurn	Left	Thru	Right	UTurn	Left	Thru	Right	UTurn	Left	Thru	Right	UTurn	Left	Thru	Right	
03/26/09	-----																
07:00	1	39	75	0	0	22	0	57	0	0	98	15	0	31	45	27	410
07:15	0	33	87	0	0	45	0	77	0	0	124	26	0	44	60	35	531
07:30	0	51	111	0	0	46	0	101	0	0	146	33	0	57	64	38	647
07:45	1	57	130	0	0	62	0	99	0	0	173	33	0	77	116	41	789
Hr Total	2	180	403	0	0	175	0	334	0	0	541	107	0	209	285	141	2377
08:00	2	58	146	0	0	59	0	131	0	0	198	49	0	79	108	36	866
08:15	2	85	173	0	0	67	0	135	0	0	215	66	0	87	118	48	996
08:30	1	72	153	0	0	66	0	162	0	0	156	50	0	111	157	37	965
08:45	0	60	176	0	0	34	0	114	0	0	215	61	0	110	152	22	944
Hr Total	5	275	648	0	0	226	0	542	0	0	784	226	0	387	535	143	3771
----- * BREAK * -----																	
16:00	0	45	142	0	0	62	0	122	0	0	186	29	0	60	70	58	774
16:15	2	53	194	0	0	46	0	133	0	0	175	37	0	66	77	37	820
16:30	5	51	207	0	0	56	0	101	0	0	197	40	0	58	88	50	853
16:45	0	51	217	0	0	66	0	117	0	0	222	40	0	65	83	40	901
Hr Total	7	200	760	0	0	230	0	473	0	0	780	146	0	249	318	185	3348
17:00	2	59	238	0	0	80	0	121	0	0	226	38	0	71	80	58	973
17:15	4	56	235	0	0	65	0	137	0	0	240	31	0	75	97	60	1000
17:30	1	57	239	0	0	67	0	131	0	0	239	41	0	61	109	53	998
17:45	2	59	268	0	0	73	0	105	0	0	263	44	0	87	130	51	1082
Hr Total	9	231	980	0	0	285	0	494	0	0	968	154	0	294	416	222	4053

TOTAL	23	886	2791	0	0	916	0	1843	0	0	3073	633	0	1139	1554	691	13549

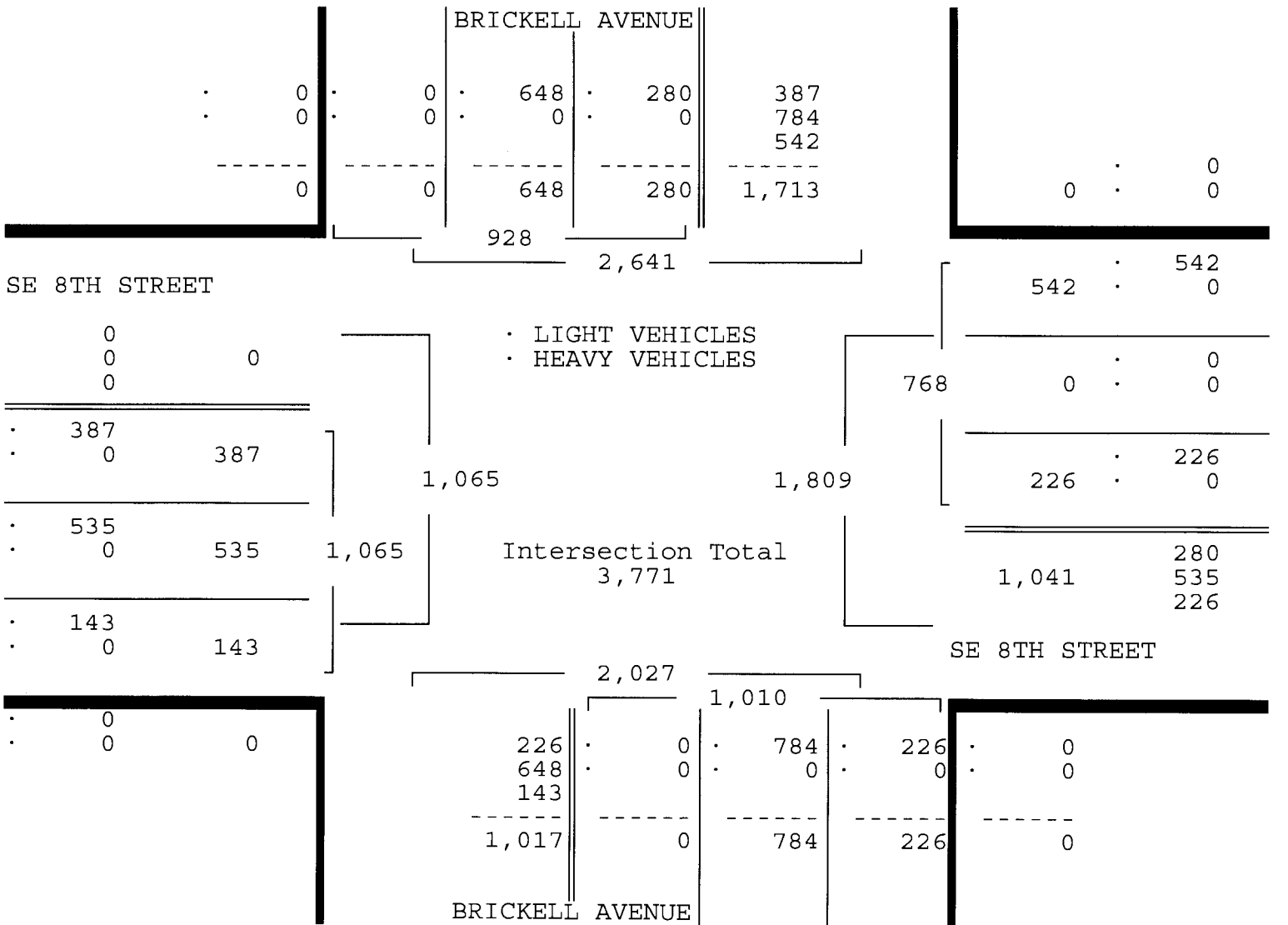
SE 8TH STREET & BRICKELL AVENUE
 MIAMI, FLORIDA
 COUNTED BY: C. WILTZ & C. RUIZ
 SIGNALIZED

TRAFFIC SURVEY SPECIALISTS, INC.
 624 GARDENIA TERRACE
 DELRAY BEACH, FLORIDA 33444
 (561) 272-3255 FAX (561) 272-4381

Site Code : 00090010
 Start Date: 03/26/09
 File I.D. : 8STRBRIC
 Page : 2

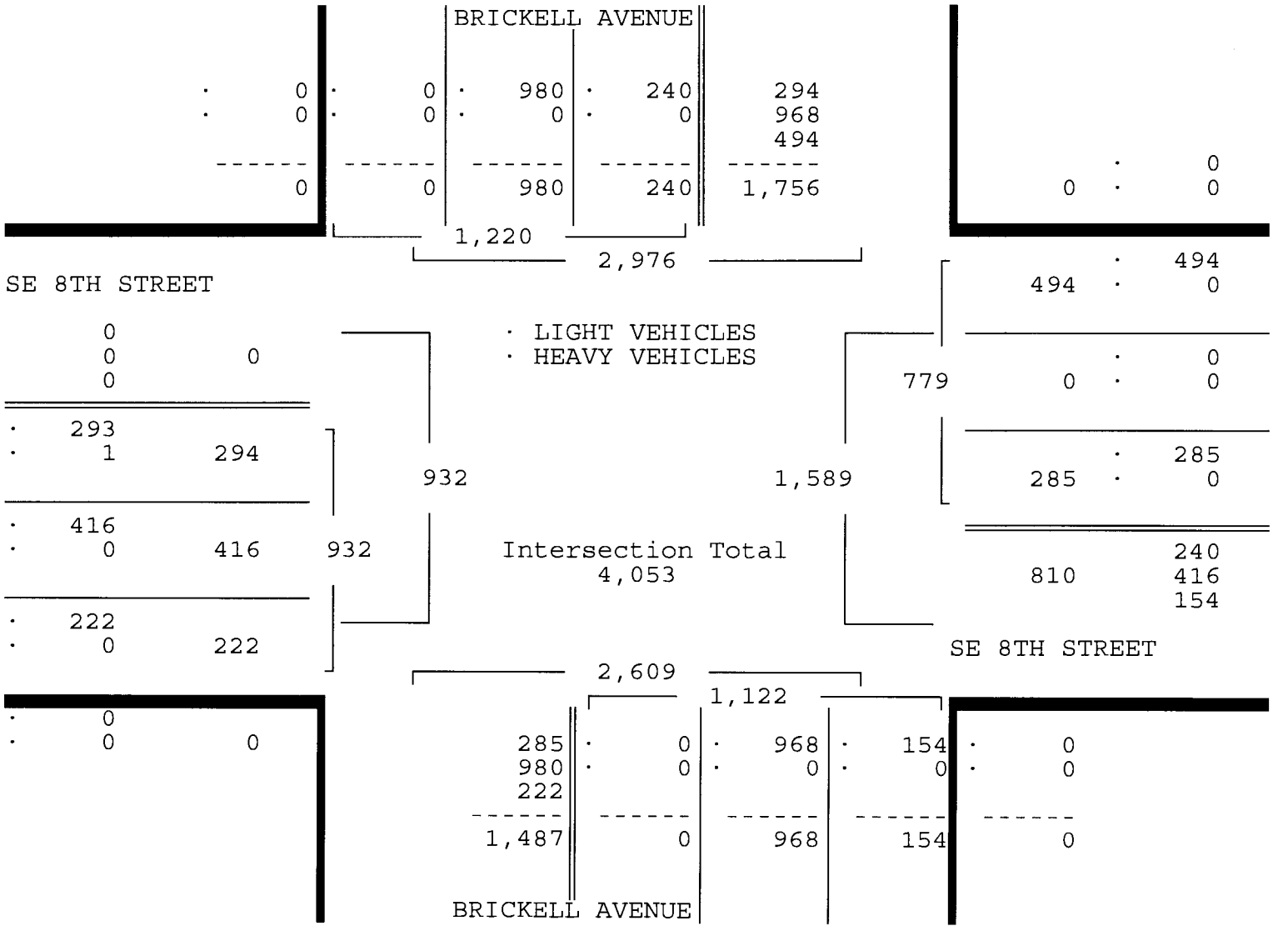
LIGHT VEHICLES, HEAVY VEHICLES

BRICKELL AVENUE From North					SE 8TH STREET From East				BRICKELL AVENUE From South				SE 8TH STREET From West				Total		
UTurn	Left	Thru	Right		UTurn	Left	Thru	Right		UTurn	Left	Thru	Right		UTurn	Left		Thru	Right
Date 03/26/09																			
Peak Hour Analysis By Entire Intersection for the Period: 07:00 to 09:00 on 03/26/09																			
Peak start 08:00					08:00				08:00				08:00						
Volume	5	275	648	0	0	226	0	542	0	0	784	226	0	387	535	143			
Percent	1%	30%	70%	0%	0%	29%	0%	71%	0%	0%	78%	22%	0%	36%	50%	13%			
Pk total	928				768				1010				1065						
Highest	08:15				08:30				08:15				08:30						
Volume	2	85	173	0	0	66	0	162	0	0	215	66	0	111	157	37			
Hi total	260				228				281				305						
PHF	.89				.84				.90				.87						



LIGHT VEHICLES, HEAVY VEHICLES

BRICKELL AVENUE From North				SE 8TH STREET From East				BRICKELL AVENUE From South				SE 8TH STREET From West				Total
UTurn	Left	Thru	Right	UTurn	Left	Thru	Right	UTurn	Left	Thru	Right	UTurn	Left	Thru	Right	
Date 03/26/09																
Peak Hour Analysis By Entire Intersection for the Period: 16:00 to 18:00 on 03/26/09																
Peak start 17:00				17:00				17:00				17:00				
Volume	9	231	980	0	0	285	0	494	0	0	968	154	0	294	416	222
Percent	1%	19%	80%	0%	0%	37%	0%	63%	0%	0%	86%	14%	0%	32%	45%	24%
Pk total	1220			779			1122			932						
Highest	17:45			17:15			17:45			17:45						
Volume	2	59	268	0	0	65	0	137	0	0	263	44	0	87	130	51
Hi total	329			202			307			268						
PHF	.93			.96			.91			.87						



SE 8TH STREET & BRICKELL AVENUE
 MIAMI, FLORIDA
 COUNTED BY: C. WILTZ & C. RUIZ
 SIGNALIZED

TRAFFIC SURVEY SPECIALISTS, INC.
 624 GARDENIA TERRACE
 DELRAY BEACH, FLORIDA 33444
 (561) 272-3255 FAX (561) 272-4381

Site Code : 00090010
 Start Date: 03/26/09
 File I.D. : 8STRBRIC
 Page : 1

HEAVY VEHICLES

Date 03/26/09	BRICKELL AVENUE From North				SE 8TH STREET From East				BRICKELL AVENUE From South				SE 8TH STREET From West				Total
	UTurn	Left	Thru	Right	UTurn	Left	Thru	Right	UTurn	Left	Thru	Right	UTurn	Left	Thru	Right	
07:00	0	0	0	0	0	0	0	0	0	0	0	0	0	0	0	0	0
07:15	0	0	0	0	0	0	0	0	0	0	0	0	0	0	0	0	0
07:30	0	0	0	0	0	0	0	0	0	0	0	0	0	0	0	0	0
07:45	0	0	1	0	0	0	0	0	0	0	0	0	0	0	0	1	2
Hr Total	0	0	1	0	0	0	0	0	0	0	0	0	0	0	0	1	2
* BREAK *																	
16:00	0	0	0	0	0	0	0	0	0	0	0	0	0	0	0	0	0
16:15	0	0	0	0	0	0	0	0	0	0	1	0	0	0	0	0	1
16:30	0	0	1	0	0	0	0	0	0	0	0	0	0	0	0	0	1
16:45	0	0	0	0	0	0	0	0	0	0	0	0	0	0	0	0	0
Hr Total	0	0	1	0	0	0	0	0	0	0	1	0	0	0	0	0	2
17:00	0	0	0	0	0	0	0	0	0	0	0	0	0	1	0	0	1
17:15	0	0	0	0	0	0	0	0	0	0	0	0	0	0	0	0	0
17:30	0	0	0	0	0	0	0	0	0	0	0	0	0	0	0	0	0
17:45	0	0	0	0	0	0	0	0	0	0	0	0	0	0	0	0	0
Hr Total	0	0	0	0	0	0	0	0	0	0	0	0	0	1	0	0	1
TOTAL	0	0	2	0	0	0	0	0	0	0	1	0	0	1	0	1	5

SE 8TH STREET & BRICKELL AVENUE
 MIAMI, FLORIDA
 COUNTED BY: C. WILTZ & C. RUIZ
 SIGNALIZED

TRAFFIC SURVEY SPECIALISTS, INC.
 624 GARDENIA TERRACE
 DELRAY BEACH, FLORIDA 33444
 (561) 272-3255 FAX (561) 272-4381

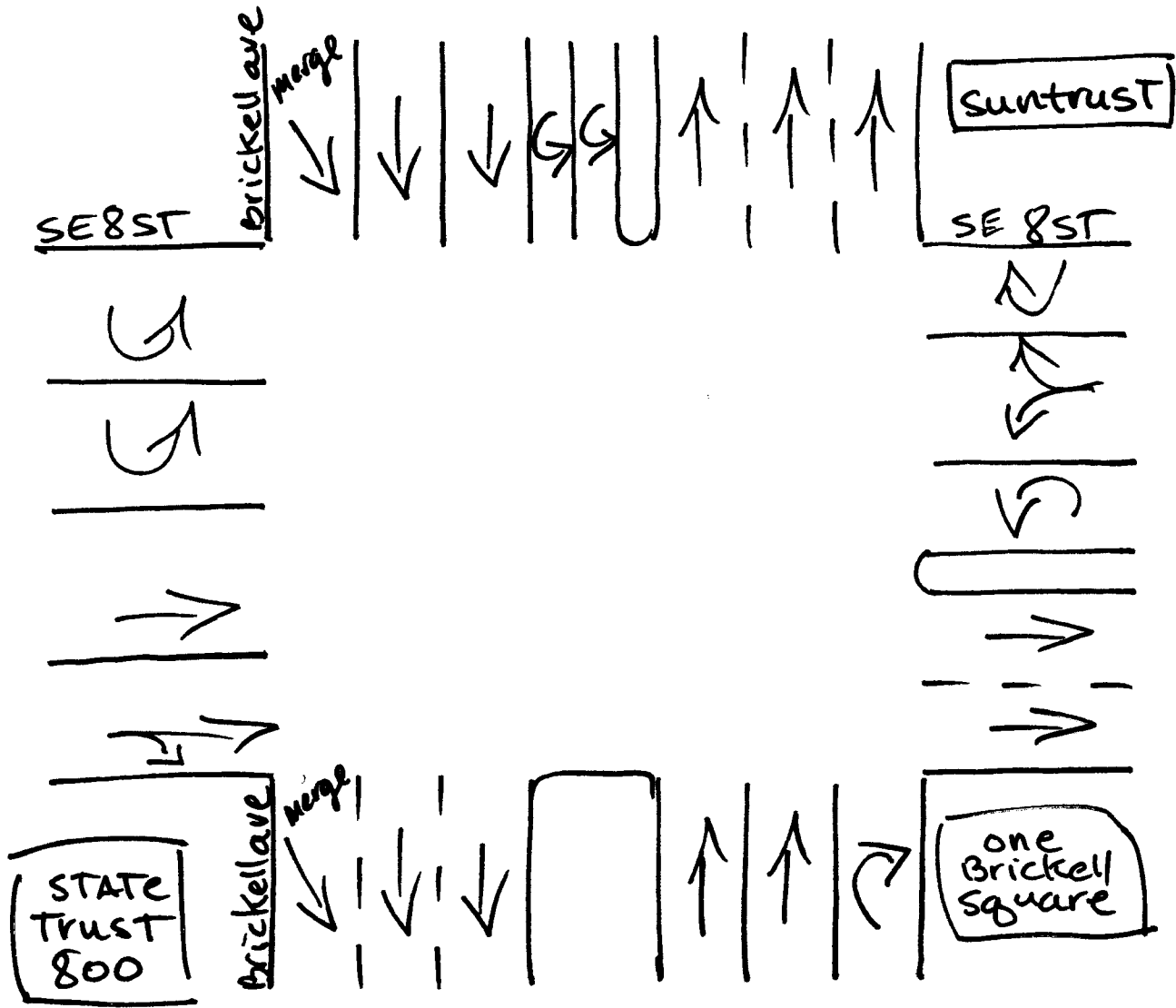
Site Code : 00090010
 Start Date: 03/26/09
 File I.D. : 8STRBRIC
 Page : 1

PEDESTRIANS

Date	BRICKELL AVENUE From North				SE 8TH STREET From East				BRICKELL AVENUE From South				SE 8TH STREET From West				Total
	Left	Thru	RIGHT	PEDS	Left	Thru	RIGHT	PEDS	Left	Thru	RIGHT	PEDS	Left	Thru	RIGHT	PEDS	
03/26/09	-----																
07:00	0	0	0	6	0	0	0	0	0	0	0	7	0	0	0	2	15
07:15	0	0	0	1	0	0	0	5	0	0	0	10	0	0	0	2	18
07:30	0	0	0	3	0	0	0	9	0	0	0	17	0	0	0	8	37
07:45	0	0	0	2	0	0	0	13	0	0	0	19	0	0	0	5	39
Hr Total	0	0	0	12	0	0	0	27	0	0	0	53	0	0	0	17	109
08:00	0	0	0	4	0	0	0	13	0	0	0	15	0	0	0	2	34
08:15	0	0	0	5	0	0	0	11	0	0	0	30	0	0	0	18	64
08:30	0	0	0	2	0	0	0	26	0	0	0	26	0	0	0	6	60
08:45	0	0	0	2	0	0	0	24	0	0	0	32	0	0	0	8	66
Hr Total	0	0	0	13	0	0	0	74	0	0	0	103	0	0	0	34	224
----- * BREAK * -----																	
16:00	0	0	0	5	0	0	0	14	0	0	0	20	0	0	0	1	40
16:15	0	0	0	0	0	0	0	8	0	0	0	12	0	0	0	8	28
16:30	0	0	0	2	0	0	0	12	0	0	0	14	0	0	0	6	34
16:45	0	0	0	0	0	0	0	13	0	0	0	18	0	0	0	10	41
Hr Total	0	0	0	7	0	0	0	47	0	0	0	64	0	0	0	25	143
17:00	0	0	0	2	0	0	0	21	0	0	0	32	0	0	0	8	63
17:15	0	0	0	1	0	0	0	14	0	0	0	16	0	0	0	5	36
17:30	0	0	0	10	0	0	0	16	0	0	0	30	0	0	0	13	69
17:45	0	0	0	1	0	0	0	7	0	0	0	29	0	0	0	6	43
Hr Total	0	0	0	14	0	0	0	58	0	0	0	107	0	0	0	32	211

TOTAL	0	0	0	46	0	0	0	206	0	0	0	327	0	0	0	108	687

↑
North



Miami, Florida
March 26, 2009
drawn by: Luis Palomino
Signalized

S MIAMI AVENUE/I 95 ON RAMP & SE/SW 2ND
 STREET, MIAMI, FLORIDA
 COUNTED BY: JOHNNY MOLESTINA
 SIGNALIZED

TRAFFIC SURVEY SPECIALISTS, INC.
 624 GARDENIA TERRACE
 DELRAY BEACH, FLORIDA 33444
 (561) 272-3255 FAX (561) 272-4381

Site Code : 00090010
 Start Date: 03/25/09
 File I.D. : 2S_MIAMI
 Page : 1

LIGHT VEHICLES, HEAVY VEHICLES, LIGHT V

Date	S MIAMI AVENUE From North				SE 2ND STREET From East				S MIAMI AVENUE From South				I 95 ON RAMP From West				Total
	UTurn	Left	Thru	Right	UTurn	Left	Thru	Right	UTurn	Left	Thru	Right	UTurn	Left	Thru	Right	
03/25/09	-----																
07:00	0	0	22	3	0	12	77	0	0	0	0	0	0	0	0	0	114
07:15	0	0	20	7	0	24	88	0	0	0	0	0	0	0	0	0	139
07:30	0	0	26	5	0	13	97	0	0	0	0	0	0	0	0	0	141
07:45	0	0	48	5	0	19	104	0	0	0	0	0	0	0	0	0	176
Hr Total	0	0	116	20	0	68	366	0	0	0	0	0	0	0	0	0	570
08:00	0	0	36	5	0	29	128	0	0	0	0	0	0	0	0	0	198
08:15	0	0	65	9	0	23	166	0	0	0	0	0	0	0	0	0	263
08:30	0	0	73	10	0	20	161	0	0	0	0	0	0	0	0	0	264
08:45	0	0	82	12	0	22	156	0	0	0	0	0	0	0	0	0	272
Hr Total	0	0	256	36	0	94	611	0	0	0	0	0	0	0	0	0	997
----- * BREAK * -----																	
16:00	0	0	44	12	0	16	189	0	0	0	0	0	0	0	0	0	261
16:15	0	0	45	14	0	20	164	0	0	0	0	0	0	0	0	0	243
16:30	0	0	47	9	0	35	194	0	0	0	0	0	0	0	0	0	285
16:45	0	0	36	6	0	24	206	0	0	0	0	0	0	0	0	0	272
Hr Total	0	0	172	41	0	95	753	0	0	0	0	0	0	0	0	0	1061
17:00	0	0	47	8	0	33	287	0	0	0	0	0	0	0	0	0	375
17:15	0	0	57	8	0	48	331	0	0	0	0	0	0	0	0	0	444
17:30	0	0	56	9	0	45	299	0	0	0	0	0	0	0	0	0	409
17:45	0	0	57	12	0	46	257	0	0	0	0	0	0	0	0	0	372
Hr Total	0	0	217	37	0	172	1174	0	0	0	0	0	0	0	0	0	1600

TOTAL	0	0	761	134	0	429	2904	0	0	0	0	0	0	0	0	0	4228

TRAFFIC SURVEY SPECIALISTS, INC.

S MIAMI AVENUE/I 95 ON RAMP & SE/SW 2ND STREET, MIAMI, FLORIDA
 COUNTED BY: JOHNNY MOLESTINA
 SIGNALIZED

624 GARDENIA TERRACE
 DELRAY BEACH, FLORIDA 33444
 (561) 272-3255 FAX (561) 272-4381

Site Code : 00090010
 Start Date: 03/25/09
 File I.D. : 2S_MIAMI
 Page : 2

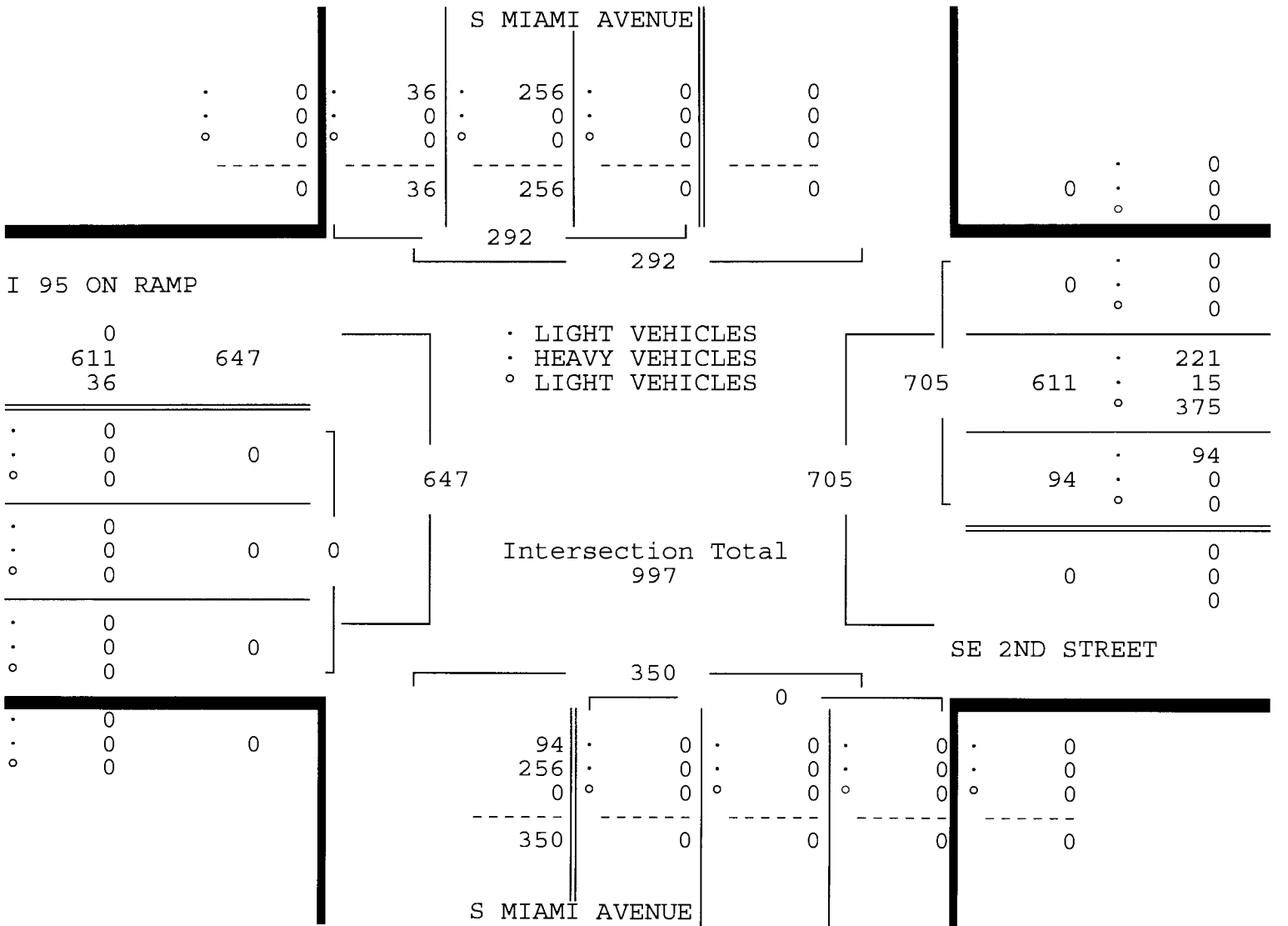
LIGHT VEHICLES, HEAVY VEHICLES, LIGHT V

S MIAMI AVENUE From North				SE 2ND STREET From East				S MIAMI AVENUE From South				I 95 ON RAMP From West				Total
UTurn	Left	Thru	Right	UTurn	Left	Thru	Right	UTurn	Left	Thru	Right	UTurn	Left	Thru	Right	

Date 03/25/09

Peak Hour Analysis By Entire Intersection for the Period: 07:00 to 09:00 on 03/25/09

Peak start	08:00				08:00				08:00				08:00			
Volume	0	0	256	36	0	94	611	0	0	0	0	0	0	0	0	0
Percent	0%	0%	88%	12%	0%	13%	87%	0%	0%	0%	0%	0%	0%	0%	0%	0%
Pk total	292				705				0				0			
Highest	08:45				08:15				07:00				07:00			
Volume	0	0	82	12	0	23	166	0	0	0	0	0	0	0	0	0
Hi total	94				189				0				0			
PHF	.78				.93				.0				.0			



S MIAMI AVENUE/I 95 ON RAMP & SE/SW 2ND STREET, MIAMI, FLORIDA
 COUNTED BY: JOHNNY MOLESTINA
 SIGNALIZED

TRAFFIC SURVEY SPECIALISTS, INC.
 624 GARDENIA TERRACE
 DELRAY BEACH, FLORIDA 33444
 (561) 272-3255 FAX (561) 272-4381

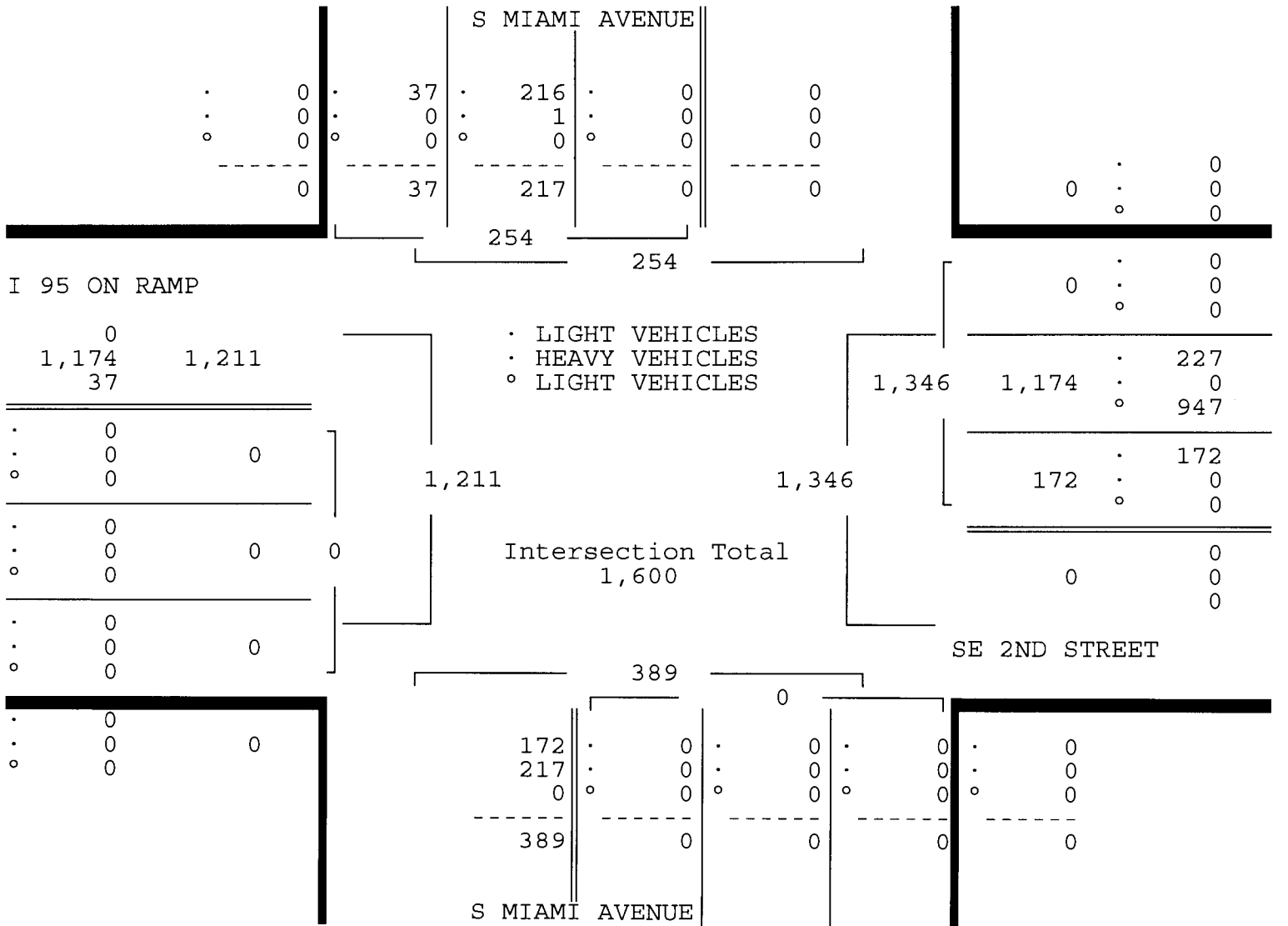
Site Code : 00090010
 Start Date: 03/25/09
 File I.D. : 2S_MIAMI
 Page : 3

LIGHT VEHICLES, HEAVY VEHICLES, LIGHT V

S MIAMI AVENUE From North				SE 2ND STREET From East				S MIAMI AVENUE From South				I 95 ON RAMP From West				Total
UTurn	Left	Thru	Right	UTurn	Left	Thru	Right	UTurn	Left	Thru	Right	UTurn	Left	Thru	Right	

Peak Hour Analysis By Entire Intersection for the Period: 16:00 to 18:00 on 03/25/09

Peak start 17:00	17:00				17:00				17:00						
Volume	0	0	217	37	0	172	1174	0	0	0	0	0	0	0	0
Percent	0%	0%	85%	15%	0%	13%	87%	0%	0%	0%	0%	0%	0%	0%	0%
Pk total	254				1346				0						
Highest	17:45				17:15				07:00						
Volume	0	0	57	12	0	48	331	0	0	0	0	0	0	0	0
Hi total	69				379				0						
PHF	.92				.89				.0						



TRAFFIC SURVEY SPECIALISTS, INC.

S MIAMI AVENUE/I 95 ON RAMP & SE/SW 2ND
STREET, MIAMI, FLORIDA
COUNTED BY: JOHNNY MOLESTINA
SIGNALIZED

624 GARDENIA TERRACE
DELRAY BEACH, FLORIDA 33444
(561) 272-3255 FAX (561) 272-4381

Site Code : 00090010
Start Date: 03/25/09
File I.D. : 2S_MIAMI
Page : 1

LIGHT VEHICLES

S MIAMI AVENUE From North				SE 2ND STREET From East				S MIAMI AVENUE From South				I 95 ON RAMP From West				Total	
UTurn	Left	Thru	Right	UTurn	Left	Thru	Right	UTurn	Left	Thru	Right	UTurn	Left	Thru	Right		
Date 03/25/09																	
07:00	0	0	0	0	0	0	49	0	0	0	0	0	0	0	0	0	49
07:15	0	0	0	0	0	0	56	0	0	0	0	0	0	0	0	0	56
07:30	0	0	0	0	0	0	61	0	0	0	0	0	0	0	0	0	61
07:45	0	0	0	0	0	0	52	0	0	0	0	0	0	0	0	0	52
Hr Total	0	0	0	0	0	0	218	0	0	0	0	0	0	0	0	0	218
08:00	0	0	0	0	0	0	79	0	0	0	0	0	0	0	0	0	79
08:15	0	0	0	0	0	0	106	0	0	0	0	0	0	0	0	0	106
08:30	0	0	0	0	0	0	97	0	0	0	0	0	0	0	0	0	97
08:45	0	0	0	0	0	0	93	0	0	0	0	0	0	0	0	0	93
Hr Total	0	0	0	0	0	0	375	0	0	0	0	0	0	0	0	0	375
* BREAK *																	
16:00	0	0	0	0	0	0	143	0	0	0	0	0	0	0	0	0	143
16:15	0	0	0	0	0	0	127	0	0	0	0	0	0	0	0	0	127
16:30	0	0	0	0	0	0	141	0	0	0	0	0	0	0	0	0	141
16:45	0	0	0	0	0	0	156	0	0	0	0	0	0	0	0	0	156
Hr Total	0	0	0	0	0	0	567	0	0	0	0	0	0	0	0	0	567
17:00	0	0	0	0	0	0	229	0	0	0	0	0	0	0	0	0	229
17:15	0	0	0	0	0	0	257	0	0	0	0	0	0	0	0	0	257
17:30	0	0	0	0	0	0	246	0	0	0	0	0	0	0	0	0	246
17:45	0	0	0	0	0	0	215	0	0	0	0	0	0	0	0	0	215
Hr Total	0	0	0	0	0	0	947	0	0	0	0	0	0	0	0	0	947
TOTAL	0	0	0	0	0	0	2107	0	0	0	0	0	0	0	0	0	2107

TO I-95

TRAFFIC SURVEY SPECIALISTS, INC.

S MIAMI AVENUE/I 95 ON RAMP & SE/SW 2ND STREET, MIAMI, FLORIDA
 COUNTED BY: JOHNNY MOLESTINA
 SIGNALIZED

624 GARDENIA TERRACE
 DELRAY BEACH, FLORIDA 33444
 (561) 272-3255 FAX (561) 272-4381

Site Code : 00090010
 Start Date: 03/25/09
 File I.D. : 2S_MIAMI
 Page : 1

HEAVY VEHICLES

Date	S MIAMI AVE From North				SE 2ND STREET From East				S MIAMI AVENUE From South				SW 2ND STREET From West				Total
	UTurn	Left	Thru	Right	UTurn	Left	Thru	Right	UTurn	Left	Thru	Right	UTurn	Left	Thru	Right	
03/25/09																	
07:00	0	0	0	0	0	0	0	0	0	0	0	0	0	0	0	0	0
07:15	0	0	0	0	0	0	0	0	0	0	0	0	0	0	0	0	0
07:30	0	0	0	0	0	0	1	0	0	0	0	0	0	0	0	0	1
07:45	0	0	0	0	0	0	1	0	0	0	0	0	0	0	0	0	1
Hr Total	0	0	0	0	0	0	2	0	0	0	0	0	0	0	0	0	2
08:00	0	0	0	0	0	0	1	0	0	0	0	0	0	0	0	0	1
08:15	0	0	0	0	0	0	13	0	0	0	0	0	0	0	0	0	13
08:30	0	0	0	0	0	0	1	0	0	0	0	0	0	0	0	0	1
08:45	0	0	0	0	0	0	0	0	0	0	0	0	0	0	0	0	0
Hr Total	0	0	0	0	0	0	15	0	0	0	0	0	0	0	0	0	15
----- * BREAK * -----																	
17:00	0	0	1	0	0	0	0	0	0	0	0	0	0	0	0	0	1
17:15	0	0	0	0	0	0	0	0	0	0	0	0	0	0	0	0	0
17:30	0	0	0	0	0	0	0	0	0	0	0	0	0	0	0	0	0
17:45	0	0	0	0	0	0	0	0	0	0	0	0	0	0	0	0	0
Hr Total	0	0	1	0	0	0	0	0	0	0	0	0	0	0	0	0	1
TOTAL	0	0	1	0	0	0	17	0	0	0	0	0	0	0	0	0	18

Traffic Survey Specialists, Inc. 624 Gardenia Terrace
 Delray Beach, Florida 33444 Phone (561) 272-3255
 Volume Report with 24 Hour Totals

 Data File : D0325005.PRN
 Station : 000000032411
 Identification : 000059070049 Interval : 15 minutes
 Start date : Mar 25, 09 Start time : 00:00
 Stop date : Mar 25, 09 Stop time : 24:00
 City/Town : Miami, Florida County : Dade
 Location : I 95 On Ramp from S Miami Avenue

Mar 25 Southbound Volume

End Time	00	01	02	03	04	05	06	07	08	09	10	11
15	17	10	3	6	1	7	24	29	52	66	75	88
30	3	4	3	3	6	2	13	35	59	71	94	93
45	8	4	1	4	5	7	14	39	60	73	72	106
00	10	4	3	4	3	9	26	44	81	77	77	100

Hr Total 38 22 10 17 15 25 77 147 252 287 318 387

End Time	12	13	14	15	16	17	18	19	20	21	22	23
15	106	104	110	133	160	179	156	94	55	34	42	18
30	109	107	113	130	142	182	118	77	51	55	22	28
45	102	110	117	150	127	148	128	74	44	32	25	16
00	116	111	127	131	157	124	114	54	35	18	23	10

Hr Total 433 432 467 544 586 633 516 299 185 139 112 72

24 Hour Total : 6013
 AM peak hour begins : 11:30 AM peak volume : 421 Peak hour factor : 0.97
 PM peak hour begins : 16:45 PM peak volume : 666 Peak hour factor : 0.91

TRAFFIC SURVEY SPECIALISTS, INC.

624 GARDENIA TERRACE

DELRAY BEACH, FLORIDA 33444

(561) 272-3255 FAX (561) 272-4381

Site Code : 00090010

Start Date: 03/25/09

File I.D. : 2SMIAMIP

Page : 1

SE/SW 2ND STREET & S MIAMI AVENUE

MIAMI, FLORIDA

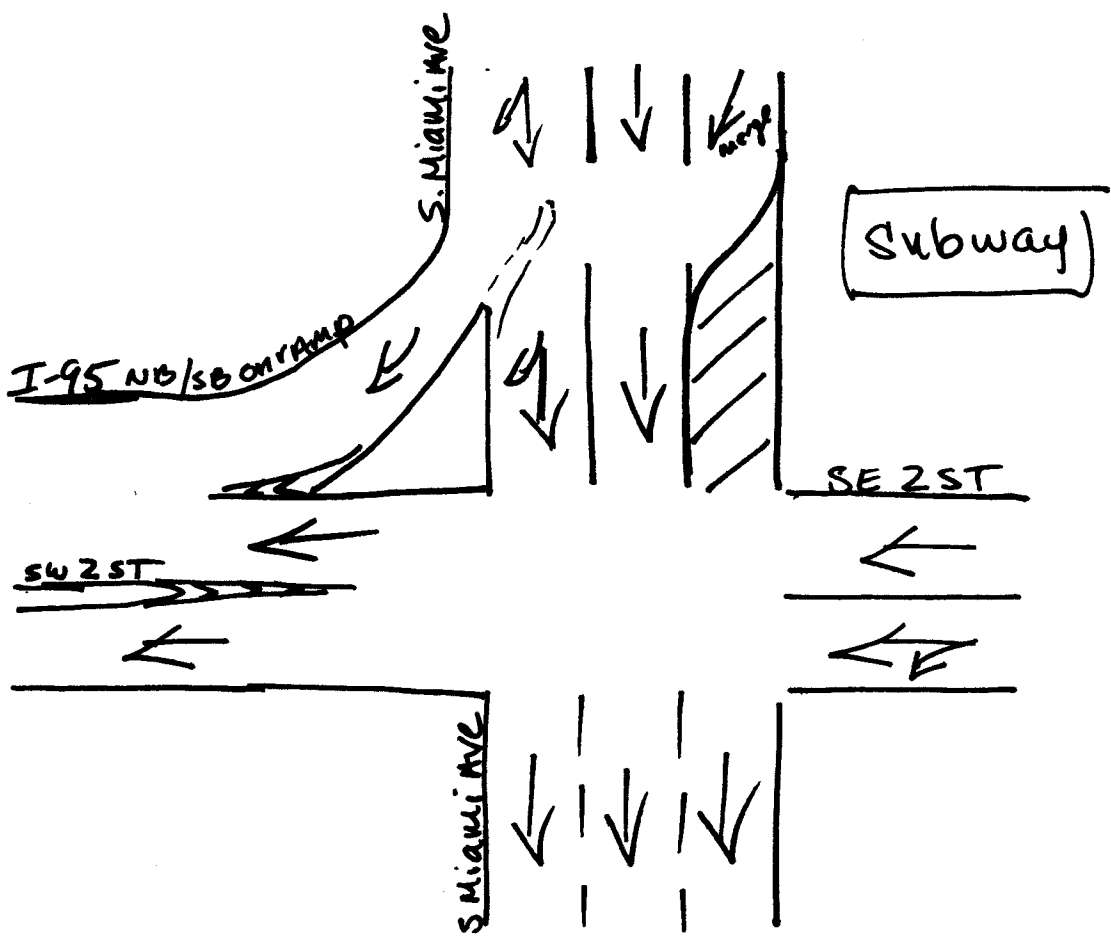
COUNTED BY: JOHNNY MOLESTINA

SIGNALIZED

PEDESTRIANS

Date	S MIAMI AVENUE From North				SE 2ND STREET From East				S MIAMI AVENUE From South				SW 2ND STREET From West				Total
	Left	Thru	Right	Peds	Left	Thru	Right	Peds	Left	Thru	Right	Peds	Left	Thru	Right	Peds	
03/25/09																	
07:00	0	0	0	0	0	0	0	12	0	0	0	0	0	0	0	0	12
07:15	0	0	0	0	0	0	0	12	0	0	0	3	0	0	0	0	15
07:30	0	0	0	0	0	0	0	23	0	0	0	1	0	0	0	4	28
07:45	0	0	0	0	0	0	0	12	0	0	0	1	0	0	0	2	15
Hr Total	0	0	0	0	0	0	0	59	0	0	0	5	0	0	0	6	70
08:00	0	0	0	0	0	0	0	16	0	0	0	1	0	0	0	3	20
08:15	0	0	0	0	0	0	0	42	0	0	0	2	0	0	0	4	48
08:30	0	0	0	4	0	0	0	31	0	0	0	2	0	0	0	3	40
08:45	0	0	0	1	0	0	0	30	0	0	0	0	0	0	0	9	40
Hr Total	0	0	0	5	0	0	0	119	0	0	0	5	0	0	0	19	148
----- * BREAK * -----																	
16:00	0	0	0	0	0	0	0	11	0	0	0	4	0	0	0	3	18
16:15	0	0	0	1	0	0	0	11	0	0	0	5	0	0	0	2	19
16:30	0	0	0	1	0	0	0	14	0	0	0	1	0	0	0	9	25
16:45	0	0	0	1	0	0	0	15	0	0	0	4	0	0	0	7	27
Hr Total	0	0	0	3	0	0	0	51	0	0	0	14	0	0	0	21	89
17:00	0	0	0	1	0	0	0	43	0	0	0	3	0	0	0	12	59
17:15	0	0	0	0	0	0	0	21	0	0	0	1	0	0	0	6	28
17:30	0	0	0	2	0	0	0	29	0	0	0	2	0	0	0	8	41
17:45	0	0	0	1	0	0	0	13	0	0	0	3	0	0	0	4	21
Hr Total	0	0	0	4	0	0	0	106	0	0	0	9	0	0	0	30	149
TOTAL	0	0	0	12	0	0	0	335	0	0	0	33	0	0	0	76	456

↑
North



Miami, Florida

March 24, 2009

drawn by: Luis Palomino
Signalized

SE/SW 1ST STREET & S MIAMI AVENUE
 MIAMI, FLORIDA
 COUNTED BY: JOHNNY MOLESTINA
 SIGNALIZED

TRAFFIC SURVEY SPECIALISTS, INC.
 624 GARDENIA TERRACE
 DELRAY BEACH, FLORIDA 33444
 (561) 272-3255 FAX (561) 272-4381

Site Code : 00090010
 Start Date: 03/24/09
 File I.D. : 1S_MIAMIA
 Page : 1

LIGHT VEHICLES, HEAVY VEHICLES

Date	S MIAMI AVENUE From North				SE 1ST STREET From East				S MIAMI AVENUE From South				SW 1ST STREET From West				Total
	UTurn	Left	Thru	Right	UTurn	Left	Thru	Right	UTurn	Left	Thru	Right	UTurn	Left	Thru	Right	
03/24/09	-----																
07:00	0	5	29	0	0	0	0	0	0	0	0	0	0	0	104	32	170
07:15	0	9	26	0	0	0	0	0	0	0	0	0	0	0	90	33	158
07:30	0	6	40	0	0	0	0	0	0	0	0	0	0	0	125	28	199
07:45	0	7	55	0	0	0	0	0	0	0	0	0	0	0	158	49	269
Hr Total	0	27	150	0	0	0	0	0	0	0	0	0	0	0	477	142	796
08:00	0	6	50	0	0	0	0	0	0	0	0	0	0	0	140	46	242
08:15	0	12	62	0	0	0	0	0	0	0	0	0	0	0	147	55	276
08:30	0	11	102	0	0	0	0	0	0	0	0	0	0	0	171	63	347
08:45	0	10	115	0	0	0	0	0	0	0	0	0	0	0	160	52	337
Hr Total	0	39	329	0	0	0	0	0	0	0	0	0	0	0	618	216	1202
----- * BREAK * -----																	
16:00	0	9	96	0	0	0	0	0	0	0	0	0	0	0	127	75	307
16:15	0	14	74	0	0	0	0	0	0	0	0	0	0	0	107	111	306
16:30	0	7	57	0	0	0	0	0	0	0	0	0	0	0	82	120	266
16:45	0	11	70	0	0	0	0	0	0	0	0	0	0	0	138	118	337
Hr Total	0	41	297	0	0	0	0	0	0	0	0	0	0	0	454	424	1216
17:00	0	13	97	0	0	0	0	0	0	0	0	0	0	0	130	137	377
17:15	0	11	82	0	0	0	0	0	0	0	0	0	0	0	114	146	353
17:30	0	10	88	0	0	0	0	0	0	0	0	0	0	0	130	144	372
17:45	0	9	71	0	0	0	0	0	0	0	0	0	0	0	113	116	309
Hr Total	0	43	338	0	0	0	0	0	0	0	0	0	0	0	487	543	1411

TOTAL	0	150	1114	0	0	0	0	0	0	0	0	0	0	0	2036	1325	4625

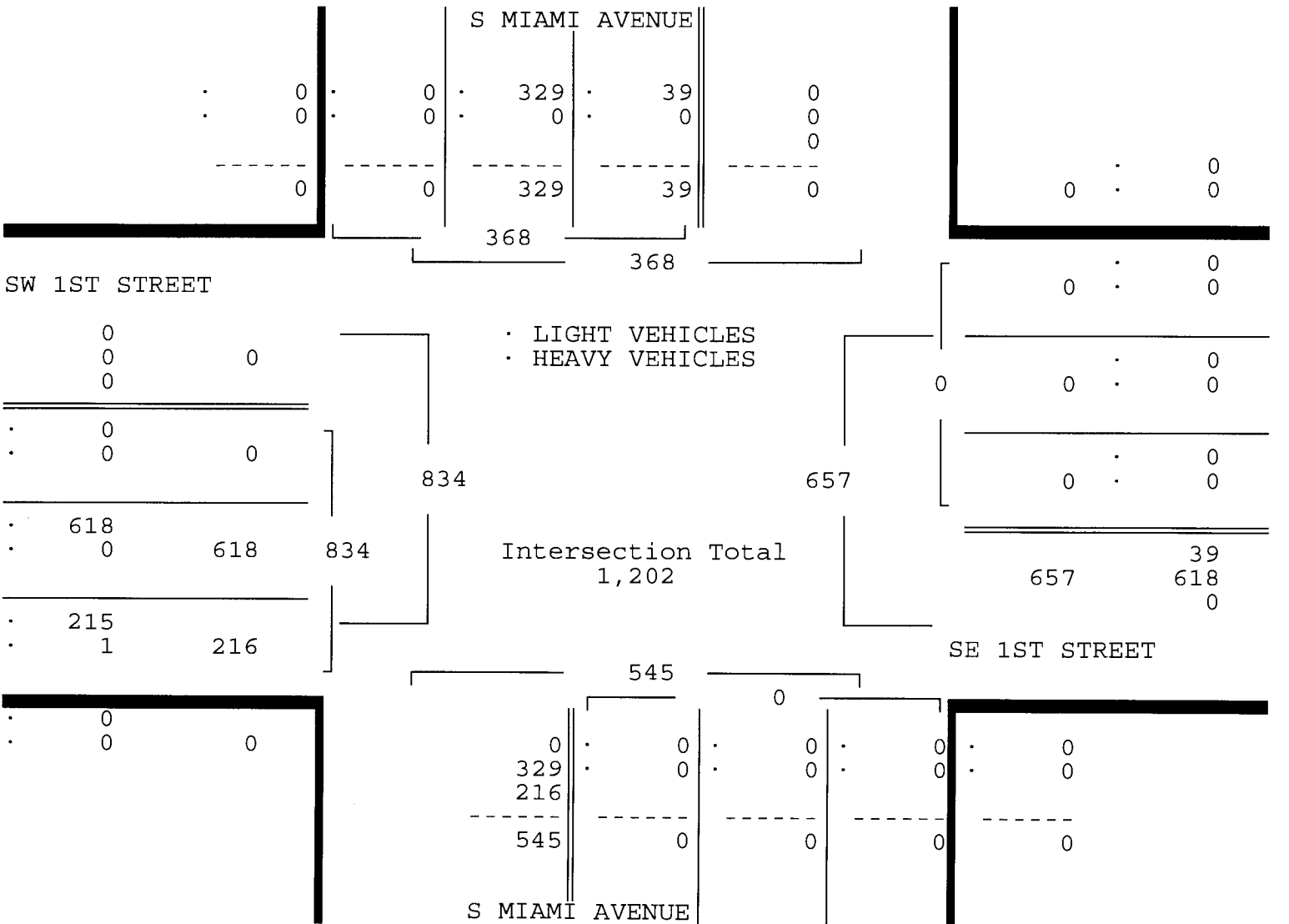
SE/SW 1ST STREET & S MIAMI AVENUE
 MIAMI, FLORIDA
 COUNTED BY: JOHNNY MOLESTINA
 SIGNALIZED

TRAFFIC SURVEY SPECIALISTS, INC.
 624 GARDENIA TERRACE
 DELRAY BEACH, FLORIDA 33444
 (561) 272-3255 FAX (561) 272-4381

Site Code : 00090010
 Start Date: 03/24/09
 File I.D. : 1S_MIAMI
 Page : 2

LIGHT VEHICLES, HEAVY VEHICLES

S MIAMI AVENUE From North				SE 1ST STREET From East				S MIAMI AVENUE From South				SW 1ST STREET From West				Total
UTurn	Left	Thru	Right	UTurn	Left	Thru	Right	UTurn	Left	Thru	Right	UTurn	Left	Thru	Right	
Date 03/24/09																
Peak Hour Analysis By Entire Intersection for the Period: 07:00 to 09:00 on 03/24/09																
Peak start 08:00				08:00				08:00				08:00				
Volume	0	39	329	0	0	0	0	0	0	0	0	0	0	618	216	
Percent	0%	11%	89%	0%	0%	0%	0%	0%	0%	0%	0%	0%	0%	74%	26%	
Pk total	368			0				0				834				
Highest	08:45			07:00				07:00				08:30				
Volume	0	10	115	0	0	0	0	0	0	0	0	0	0	171	63	
Hi total	125			0				0				234				
PHF	.74			.0				.0				.89				



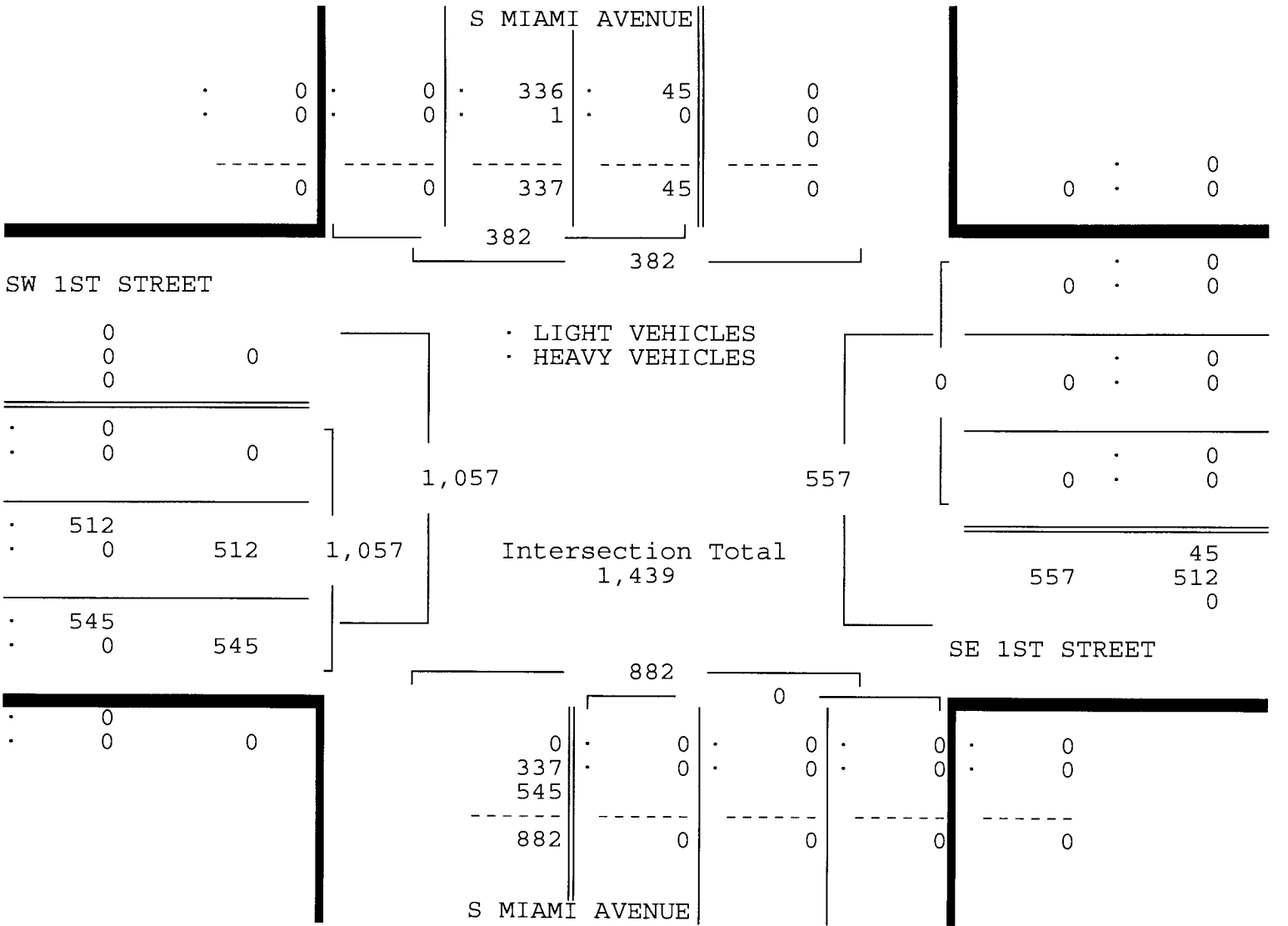
SE/SW 1ST STREET & S MIAMI AVENUE
 MIAMI, FLORIDA
 COUNTED BY: JOHNNY MOLESTINA
 SIGNALIZED

TRAFFIC SURVEY SPECIALISTS, INC.
 624 GARDENIA TERRACE
 DELRAY BEACH, FLORIDA 33444
 (561) 272-3255 FAX (561) 272-4381

Site Code : 00090010
 Start Date: 03/24/09
 File I.D. : 1S_MIAMI
 Page : 3

LIGHT VEHICLES, HEAVY VEHICLES

S MIAMI AVENUE From North				SE 1ST STREET From East				S MIAMI AVENUE From South				SW 1ST STREET From West				Total
UTurn	Left	Thru	Right	UTurn	Left	Thru	Right	UTurn	Left	Thru	Right	UTurn	Left	Thru	Right	
Date 03/24/09																
Peak Hour Analysis By Entire Intersection for the Period: 16:00 to 18:00 on 03/24/09																
Peak start 16:45				16:45				16:45				16:45				
Volume	0	45	337	0	0	0	0	0	0	0	0	0	0	512	545	
Percent	0%	12%	88%	0%	0%	0%	0%	0%	0%	0%	0%	0%	0%	48%	52%	
Pk total	382			0				0				1057				
Highest	17:00			07:00				07:00				17:30				
Volume	0	13	97	0	0	0	0	0	0	0	0	0	0	130	144	
Hi total	110			0				0				274				
PHF	.87			.0				.0				.96				



SE/SW 1ST STREET & S MIAMI AVENUE
 MIAMI, FLORIDA
 COUNTED BY: JOHNNY MOLESTINA
 SIGNALIZED

TRAFFIC SURVEY SPECIALISTS, INC.
 624 GARDENIA TERRACE
 DELRAY BEACH, FLORIDA 33444
 (561) 272-3255 FAX (561) 272-4381

Site Code : 00090010
 Start Date: 03/24/09
 File I.D. : 1S_MIAMI
 Page : 1

HEAVY VEHICLES

Date	S MIAMI AVENUE From North				SE 1ST STREET From East				S MIAMI AVENUE From South				SW 1ST STREET From West				Total
	UTurn	Left	Thru	Right	UTurn	Left	Thru	Right	UTurn	Left	Thru	Right	UTurn	Left	Thru	Right	
03/24/09	-----																
07:00	0	0	0	0	0	0	0	0	0	0	0	0	0	0	0	0	0
07:15	0	0	0	0	0	0	0	0	0	0	0	0	0	0	0	2	2
07:30	0	0	0	0	0	0	0	0	0	0	0	0	0	0	0	0	0
07:45	0	0	0	0	0	0	0	0	0	0	0	0	0	0	0	0	0
Hr Total	0	0	0	0	0	0	0	0	0	0	0	0	0	0	0	2	2
08:00	0	0	0	0	0	0	0	0	0	0	0	0	0	0	0	0	0
08:15	0	0	0	0	0	0	0	0	0	0	0	0	0	0	0	1	1
08:30	0	0	0	0	0	0	0	0	0	0	0	0	0	0	0	0	0
08:45	0	0	0	0	0	0	0	0	0	0	0	0	0	0	0	0	0
Hr Total	0	0	0	0	0	0	0	0	0	0	0	0	0	0	0	1	1
----- * BREAK * -----																	
17:00	0	0	0	0	0	0	0	0	0	0	0	0	0	0	0	0	0
17:15	0	0	0	0	0	0	0	0	0	0	0	0	0	0	0	0	0
17:30	0	0	1	0	0	0	0	0	0	0	0	0	0	0	0	0	1
17:45	0	0	0	0	0	0	0	0	0	0	0	0	0	0	0	0	0
Hr Total	0	0	1	0	0	0	0	0	0	0	0	0	0	0	0	0	1

TOTAL	0	0	1	0	0	0	0	0	0	0	0	0	0	0	0	3	4

SE/SW 1ST STREET & S MIAMI AVENUE
 MIAMI, FLORIDA
 COUNTED BY: JOHNNY MOLESTINA
 SIGNALIZED

TRAFFIC SURVEY SPECIALISTS, INC.
 624 GARDENIA TERRACE
 DELRAY BEACH, FLORIDA 33444
 (561) 272-3255 FAX (561) 272-4381

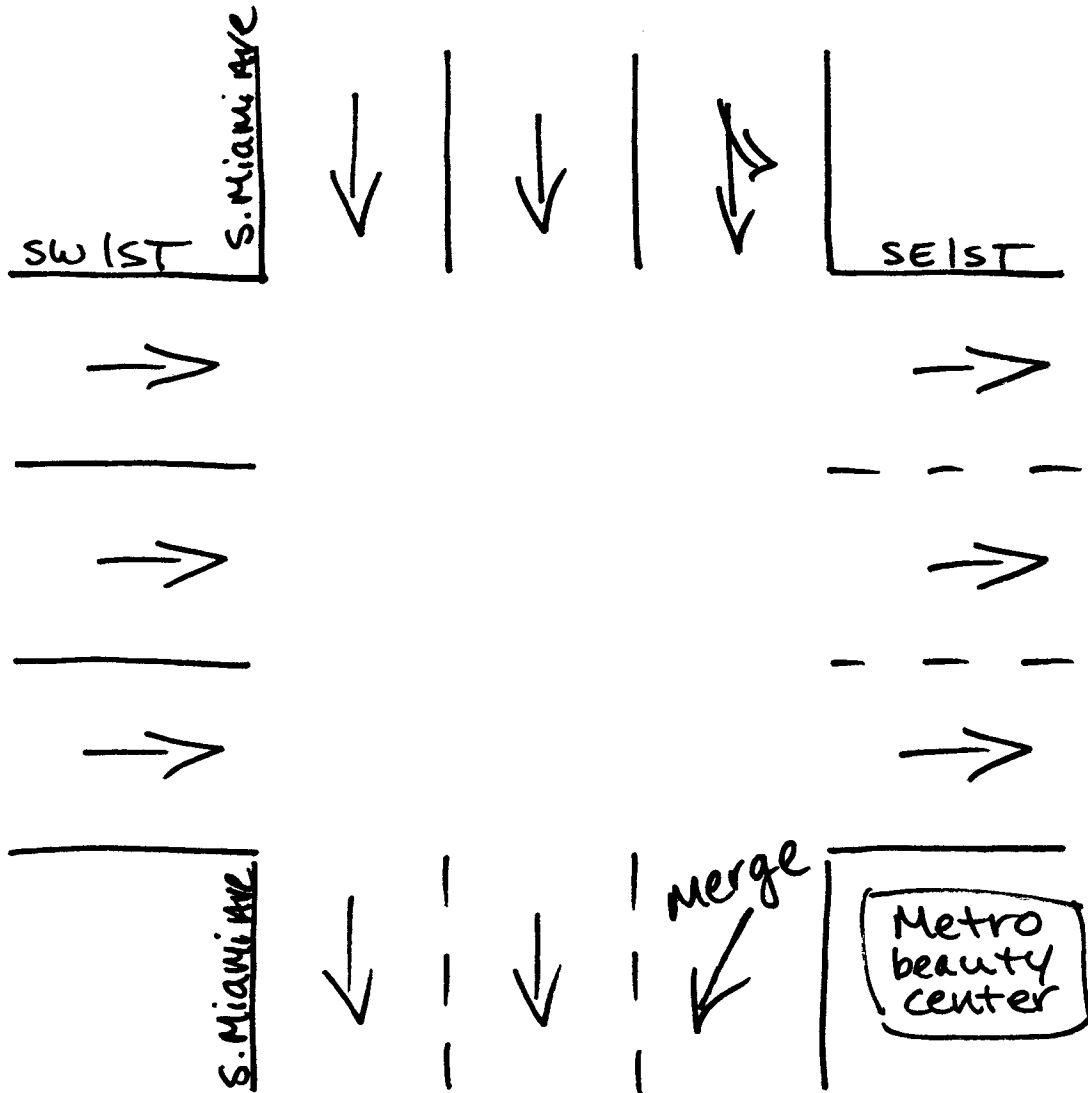
Site Code : 00090010
 Start Date: 03/24/09
 File I.D. : 1S_MIAMI
 Page : 1

PEDESTRIANS

Date	S MIAMI AVENUE From North				SE 1ST STREET From East				S MIAMI AVENUE From South				SW 1ST STREET From West				Total
	Left	Thru	RIGHT	PEDS	Left	Thru	RIGHT	PEDS	Left	Thru	RIGHT	PEDS	Left	Thru	RIGHT	PEDS	
03/24/09	-----																
07:00	0	0	0	4	0	0	0	5	0	0	0	0	0	0	0	4	13
07:15	0	0	0	5	0	0	0	6	0	0	0	0	0	0	0	4	15
07:30	0	0	0	2	0	0	0	6	0	0	0	0	0	0	0	13	21
07:45	0	0	0	6	0	0	0	15	0	0	0	1	0	0	0	11	33
Hr Total	0	0	0	17	0	0	0	32	0	0	0	1	0	0	0	32	82
08:00	0	0	0	4	0	0	0	10	0	0	0	4	0	0	0	5	23
08:15	0	0	0	13	0	0	0	16	0	0	0	1	0	0	0	31	61
08:30	0	0	0	12	0	0	0	14	0	0	0	1	0	0	0	27	54
08:45	0	0	0	9	0	0	0	22	0	0	0	4	0	0	0	24	59
Hr Total	0	0	0	38	0	0	0	62	0	0	0	10	0	0	0	87	197
----- * BREAK * -----																	
16:00	0	0	0	11	0	0	0	10	0	0	0	6	0	0	0	4	31
16:15	0	0	0	13	0	0	0	19	0	0	0	6	0	0	0	8	46
16:30	0	0	0	31	0	0	0	40	0	0	0	10	0	0	0	14	95
16:45	0	0	0	35	0	0	0	22	0	0	0	7	0	0	0	10	74
Hr Total	0	0	0	90	0	0	0	91	0	0	0	29	0	0	0	36	246
17:00	0	0	0	57	0	0	0	59	0	0	0	17	0	0	0	7	140
17:15	0	0	0	78	0	0	0	31	0	0	0	5	0	0	0	12	126
17:30	0	0	0	44	0	0	0	31	0	0	0	10	0	0	0	10	95
17:45	0	0	0	29	0	0	0	12	0	0	0	5	0	0	0	2	48
Hr Total	0	0	0	208	0	0	0	133	0	0	0	37	0	0	0	31	409

TOTAL	0	0	0	353	0	0	0	318	0	0	0	77	0	0	0	186	934

↑
North



Miami, Florida

March 24, 2009

drawn by: Luis Palomino
Signalized

SE 13TH STREET/SE 12TH TERRACE &
 BRICKELL AVENUE, MIAMI, FLORIDA
 COUNTED BY: J. MOLESTINA & C. WILTZ
 SIGNALIZED

TRAFFIC SURVEY SPECIALISTS, INC.
 624 GARDENIA TERRACE
 DELRAY BEACH, FLORIDA 33444
 (561) 272-3255 FAX (561) 272-4381

Site Code : 00090010
 Start Date: 03/31/09
 File I.D. : 13STBRIC
 Page : 1

LIGHT VEHICLES, HEAVY VEHICLES

Date	BRICKELL AVENUE From North				SE 12TH TERRACE From East				BRICKELL AVENUE From South				SE 13TH STREET From West				Total
	UTurn	Left	Thru	Right	UTurn	Left	Thru	Right	UTurn	Left	Thru	Right	UTurn	Left	Thru	Right	
03/31/09	-----																
07:00	1	8	77	23	0	7	6	4	0	23	76	5	0	38	23	9	300
07:15	1	9	100	20	0	11	15	3	0	23	90	6	0	40	12	19	349
07:30	2	15	112	30	0	19	18	2	0	19	130	4	0	53	21	21	446
07:45	1	20	124	49	0	14	25	4	0	30	157	7	0	68	34	20	553
Hr Total	5	52	413	122	0	51	64	13	0	95	453	22	0	199	90	69	1648
08:00	3	22	145	43	0	12	18	4	0	28	175	11	0	79	37	28	605
08:15	4	37	143	61	0	23	42	10	0	27	157	9	0	111	43	23	690
08:30	8	43	158	58	0	19	27	4	0	41	215	9	0	120	52	23	777
08:45	8	43	149	69	0	19	30	13	0	47	221	10	0	123	61	27	820
Hr Total	23	145	595	231	0	73	117	31	0	143	768	39	0	433	193	101	2892
----- * BREAK * -----																	
16:00	0	21	209	63	0	22	36	12	1	58	134	2	0	59	17	17	651
16:15	4	15	191	78	0	14	30	7	0	34	138	0	0	46	17	16	590
16:30	3	15	214	81	0	25	54	6	0	32	143	0	0	53	21	22	669
16:45	4	21	225	84	0	14	49	4	0	42	135	4	0	44	9	16	651
Hr Total	11	72	839	306	0	75	169	29	1	166	550	6	0	202	64	71	2561
17:00	4	9	197	126	0	22	78	8	0	58	146	2	0	56	34	20	760
17:15	1	17	279	120	0	26	64	11	0	43	149	6	0	53	21	18	808
17:30	3	12	259	122	0	19	74	10	0	57	163	5	0	43	27	12	806
17:45	0	16	243	113	0	35	77	5	0	60	156	8	0	62	21	20	816
Hr Total	8	54	978	481	0	102	293	34	0	218	614	21	0	214	103	70	3190

TOTAL	47	323	2825	1140	0	301	643	107	1	622	2385	88	0	1048	450	311	10291

SE 13TH STREET/SE 12TH TERRACE &
 BRICKELL AVENUE, MIAMI, FLORIDA
 COUNTED BY: J. MOLESTINA & C. WILTZ
 SIGNALIZED

TRAFFIC SURVEY SPECIALISTS, INC.
 624 GARDENIA TERRACE
 DELRAY BEACH, FLORIDA 33444
 (561) 272-3255 FAX (561) 272-4381

Site Code : 00090010
 Start Date: 03/31/09
 File I.D. : 13STBRIC
 Page : 2

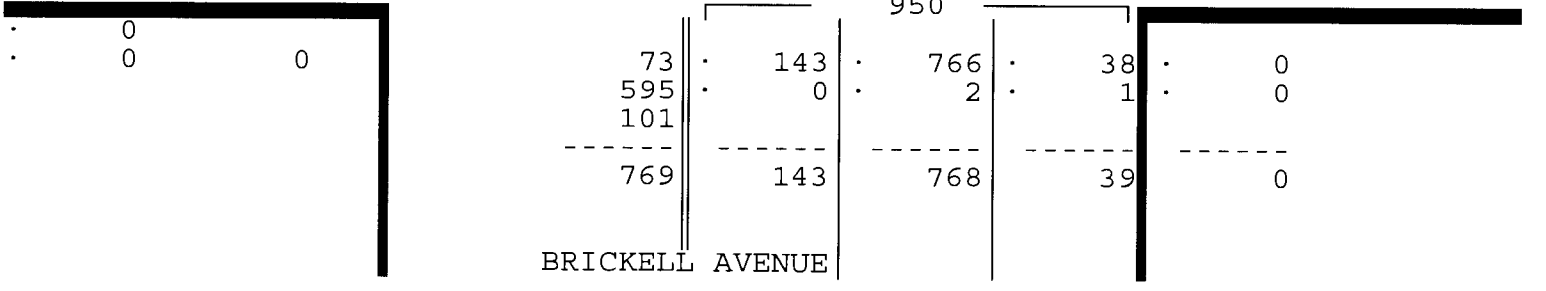
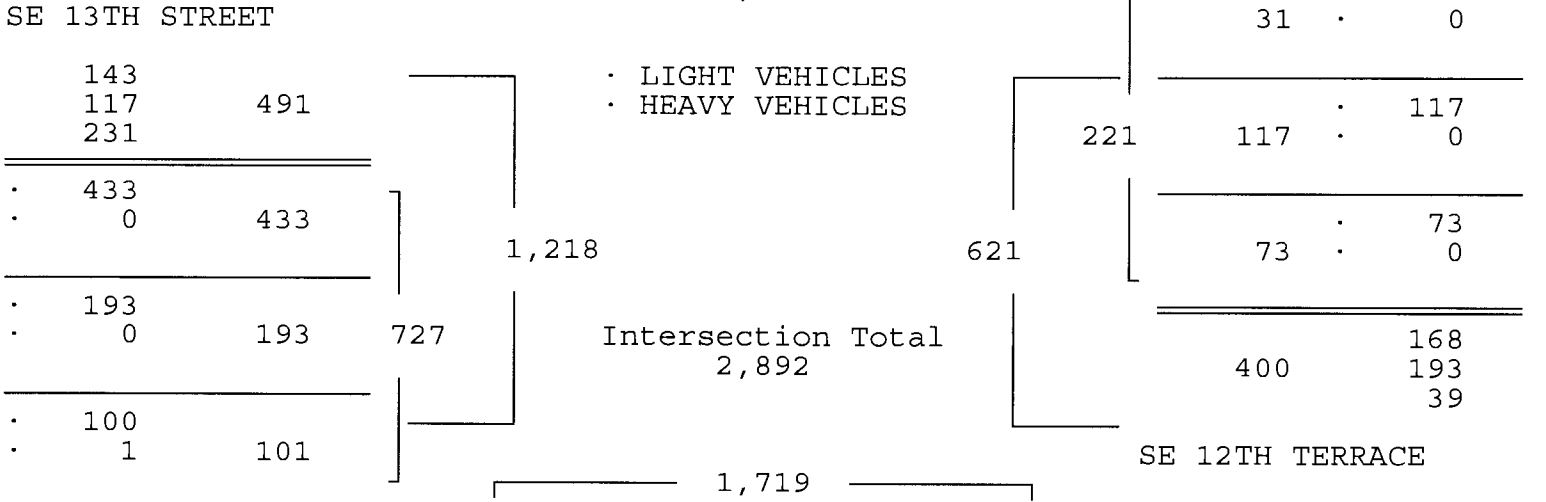
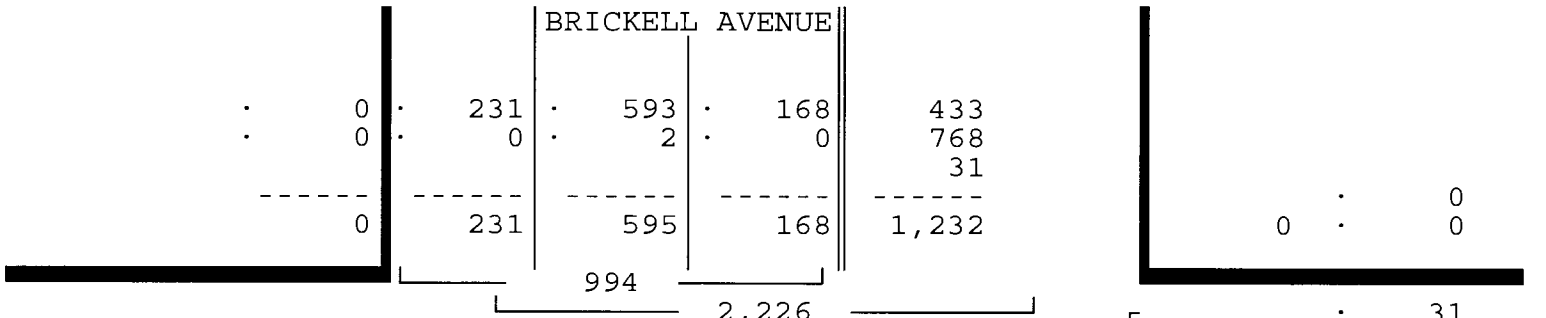
LIGHT VEHICLES, HEAVY VEHICLES

BRICKELL AVENUE				SE 12TH TERRACE				BRICKELL AVENUE				SE 13TH STREET				Total
From North				From East				From South				From West				
UTurn	Left	Thru	Right	UTurn	Left	Thru	Right	UTurn	Left	Thru	Right	UTurn	Left	Thru	Right	

Date 03/31/09

Peak Hour Analysis By Entire Intersection for the Period: 07:00 to 09:00 on 03/31/09

Peak start 08:00				08:00				08:00				08:00				
Volume	23	145	595	231	0	73	117	31	0	143	768	39	0	433	193	101
Percent	2%	15%	60%	23%	0%	33%	53%	14%	0%	15%	81%	4%	0%	60%	27%	14%
Pk total	994			221				950				727				
Highest	08:45				08:15				08:45				08:45			
Volume	8	43	149	69	0	23	42	10	0	47	221	10	0	123	61	27
Hi total	269			75				278				211				
PHF	.92			.74				.85				.86				



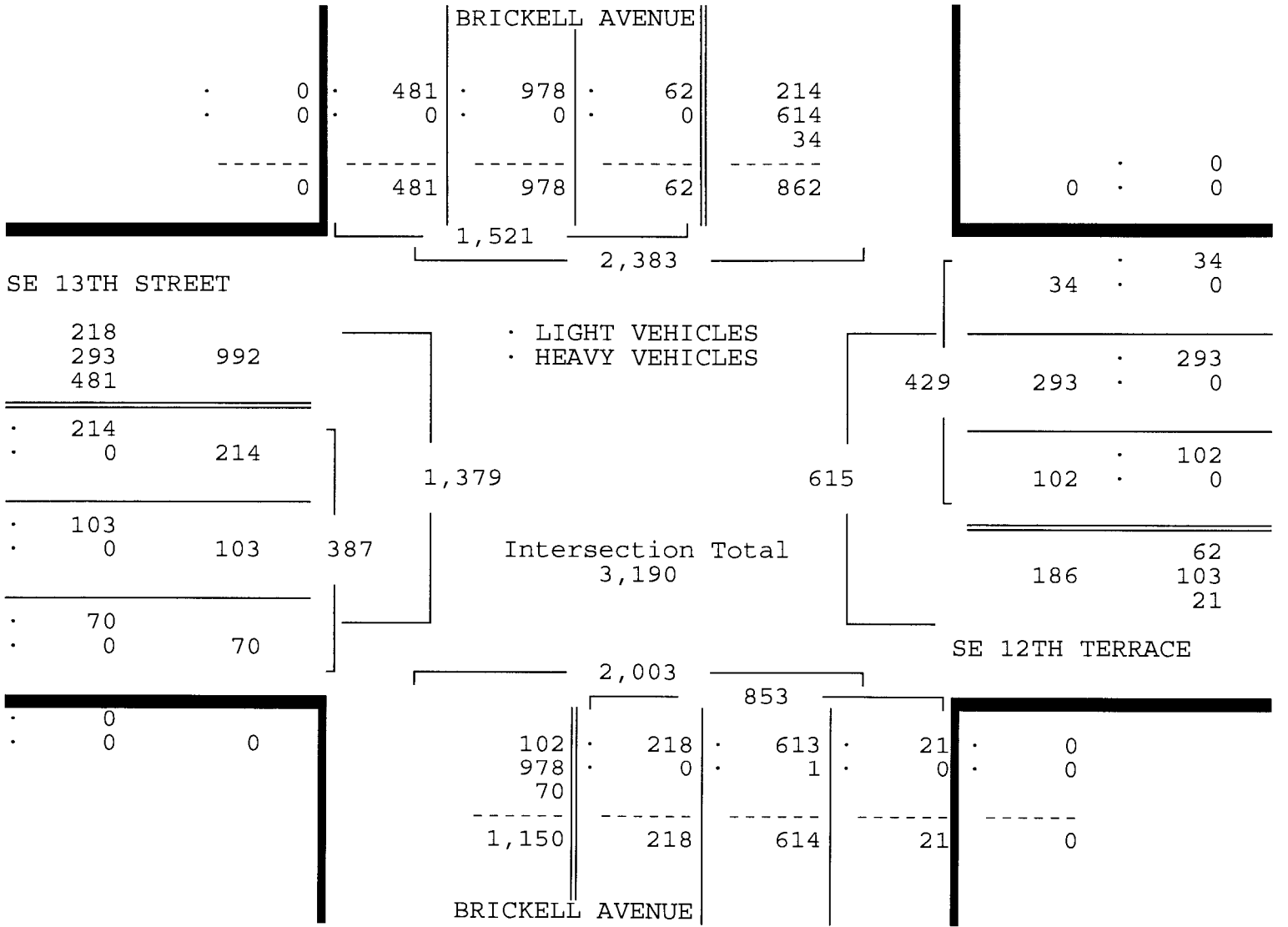
SE 13TH STREET/SE 12TH TERRACE &
 BRICKELL AVENUE, MIAMI, FLORIDA
 COUNTED BY: J. MOLESTINA & C. WILTZ
 SIGNALIZED

TRAFFIC SURVEY SPECIALISTS, INC.
 624 GARDENIA TERRACE
 DELRAY BEACH, FLORIDA 33444
 (561) 272-3255 FAX (561) 272-4381

Site Code : 00090010
 Start Date: 03/31/09
 File I.D. : 13STBRIC
 Page : 3

LIGHT VEHICLES, HEAVY VEHICLES

BRICKELL AVENUE From North				SE 12TH TERRACE From East				BRICKELL AVENUE From South				SE 13TH STREET From West				Total	
U	L	T	R	U	L	T	R	U	L	T	R	U	L	T	R		
Date 03/31/09																	
Peak Hour Analysis By Entire Intersection for the Period: 16:00 to 18:00 on 03/31/09																	
Peak start 17:00				17:00				17:00				17:00					
Volume	8	54	978	481	0	102	293	34	0	218	614	21	0	214	103	70	
Percent	1%	4%	64%	32%	0%	24%	68%	8%	0%	26%	72%	2%	0%	55%	27%	18%	
Pk total	1521				429				853				387				
Highest	17:15				17:45				17:30				17:00				
Volume	1	17	279	120	0	35	77	5	0	57	163	5	0	56	34	20	
Hi total	417				117				225				110				
PHF	.91				.92				.95				.88				



SE 13TH STREET/SE 12TH TERRACE &
 BRICKELL AVENUE, MIAMI, FLORIDA
 COUNTED BY: J. MOLESTINA & C. WILTZ
 SIGNALIZED

TRAFFIC SURVEY SPECIALISTS, INC.
 624 GARDENIA TERRACE
 DELRAY BEACH, FLORIDA 33444
 (561) 272-3255 FAX (561) 272-4381

Site Code : 00090010
 Start Date: 03/31/09
 File I.D. : 13STBRIC
 Page : 1

HEAVY VEHICLES

Date	BRICKELL AVENUE From North				SE 12TH TERRACE From East				BRICKELL AVENUE From South				SE 13TH STREET From West				Total
	UTurn	Left	Thru	Right	UTurn	Left	Thru	Right	UTurn	Left	Thru	Right	UTurn	Left	Thru	Right	
03/31/09	-----																
	* BREAK *																
08:00	0	0	0	0	0	0	0	0	0	0	0	0	0	0	0	1	1
08:15	0	0	0	0	0	0	0	0	0	0	0	0	0	0	0	0	0
08:30	0	0	1	0	0	0	0	0	0	0	1	0	0	0	0	0	2
08:45	0	0	1	0	0	0	0	0	0	0	1	1	0	0	0	0	3
Hr Total	0	0	2	0	0	0	0	0	0	0	2	1	0	0	0	1	6
	* BREAK *																
17:00	0	0	0	0	0	0	0	0	0	0	0	0	0	0	0	0	0
17:15	0	0	0	0	0	0	0	0	0	0	0	0	0	0	0	0	0
17:30	0	0	0	0	0	0	0	0	0	0	1	0	0	0	0	0	1
17:45	0	0	0	0	0	0	0	0	0	0	0	0	0	0	0	0	0
Hr Total	0	0	0	0	0	0	0	0	0	0	1	0	0	0	0	0	1
TOTAL	0	0	2	0	0	0	0	0	0	0	3	1	0	0	0	1	7

SE 13TH STREET/SE 12TH TERRACE &
 BRICKELL AVENUE, MIAMI, FLORIDA
 COUNTED BY: J. MOLESTINA & C. WILTZ
 SIGNALIZED

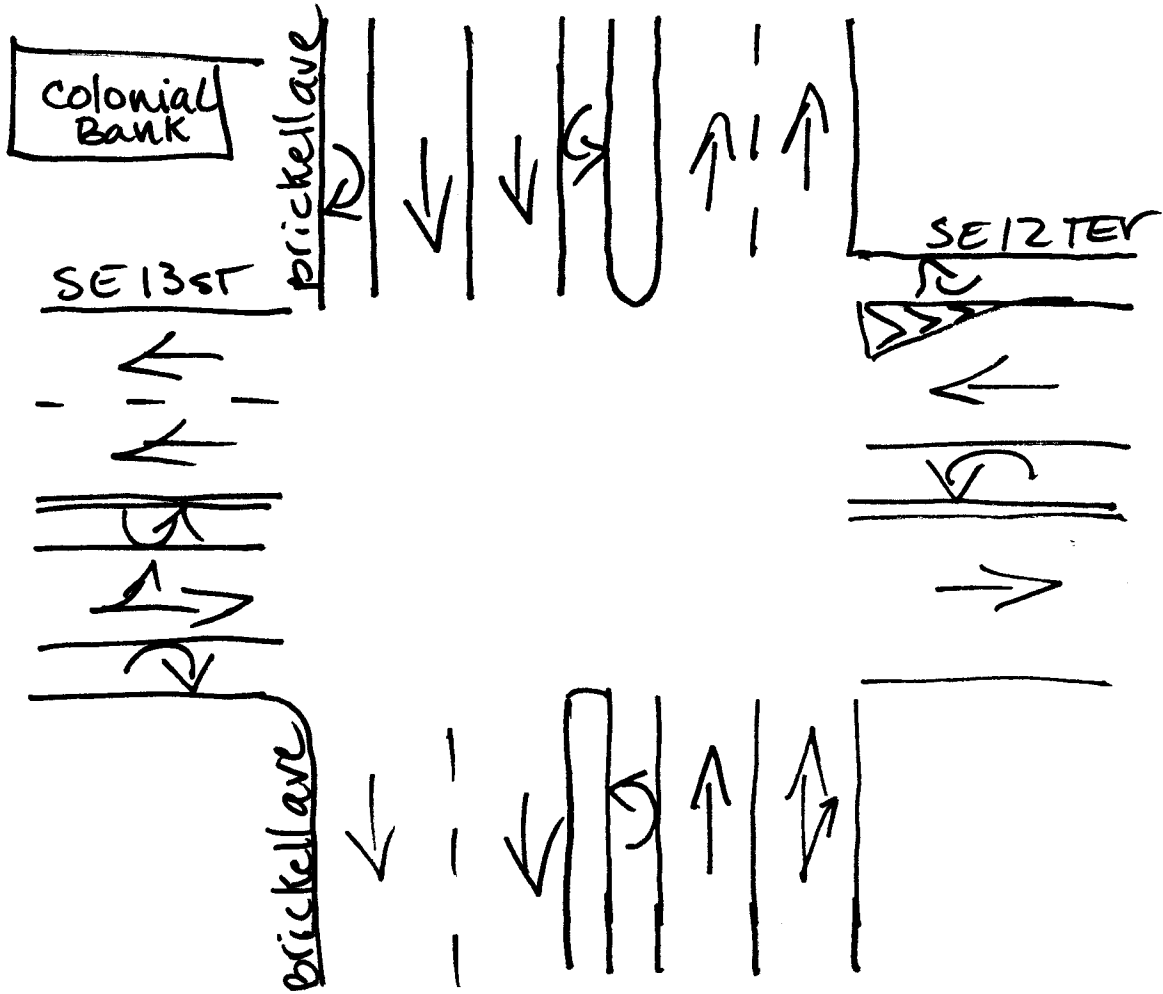
TRAFFIC SURVEY SPECIALISTS, INC.
 624 GARDENIA TERRACE
 DELRAY BEACH, FLORIDA 33444
 (561) 272-3255 FAX (561) 272-4381

Site Code : 00090010
 Start Date: 03/31/09
 File I.D. : 13STBRIC
 Page : 1

PEDESTRIANS

Date 03/31/09	BRICKELL AVENUE From North				SE 12TH TERRACE From East				BRICKELL AVENUE From South				SE 13TH STREET From West				Total
	Left	Thru	RIGHT	PEDS	Left	Thru	RIGHT	PEDS	Left	Thru	RIGHT	PEDS	Left	Thru	RIGHT	PEDS	
07:00	0	0	0	0	0	0	0	11	0	0	0	2	0	0	0	5	18
07:15	0	0	0	0	0	0	0	14	0	0	0	1	0	0	0	0	15
07:30	0	0	0	1	0	0	0	14	0	0	0	0	0	0	0	2	17
07:45	0	0	0	1	0	0	0	8	0	0	0	3	0	0	0	1	13
Hr Total	0	0	0	2	0	0	0	47	0	0	0	6	0	0	0	8	63
08:00	0	0	0	3	0	0	0	10	0	0	0	0	0	0	0	0	13
08:15	0	0	0	2	0	0	0	12	0	0	0	1	0	0	0	0	15
08:30	0	0	0	3	0	0	0	21	0	0	0	0	0	0	0	0	24
08:45	0	0	0	2	0	0	0	32	0	0	0	0	0	0	0	0	34
Hr Total	0	0	0	10	0	0	0	75	0	0	0	1	0	0	0	0	86
* BREAK *																	
16:00	0	0	0	0	0	0	0	11	0	0	0	4	0	0	0	0	15
16:15	0	0	0	3	0	0	0	11	0	0	0	3	0	0	0	5	22
16:30	0	0	0	6	0	0	0	17	0	0	0	0	0	0	0	4	27
16:45	0	0	0	3	0	0	0	7	0	0	0	2	0	0	0	9	21
Hr Total	0	0	0	12	0	0	0	46	0	0	0	9	0	0	0	18	85
17:00	0	0	0	14	0	0	0	6	0	0	0	11	0	0	0	7	38
17:15	0	0	0	10	0	0	0	10	0	0	0	6	0	0	0	4	30
17:30	0	0	0	7	0	0	0	24	0	0	0	2	0	0	0	3	36
17:45	0	0	0	5	0	0	0	27	0	0	0	6	0	0	0	5	43
Hr Total	0	0	0	36	0	0	0	67	0	0	0	25	0	0	0	19	147
TOTAL	0	0	0	60	0	0	0	235	0	0	0	41	0	0	0	45	381

North



Miami, Florida

March 31, 2009

drawn by: Luis Palomino
Signalized

SE 15TH ROAD & BRICKELL AVENUE
 MIAMI, FLORIDA
 COUNTED BY: LUIS PALOMINO
 SIGNALIZED

TRAFFIC SURVEY SPECIALISTS, INC.
 624 GARDENIA TERRACE
 DELRAY BEACH, FLORIDA 33444
 (561) 272-3255 FAX (561) 272-4381

Site Code : 00090010
 Start Date: 03/25/09
 File I.D. : 15RDBRIC
 Page : 1

LIGHT VEHICLES, HEAVY VEHICLES

Date	BRICKELL AVENUE From North				SE 15TH ROAD From East				BRICKELL AVENUE From South				BROADWAY From West				Total
	UTurn	Left	Thru	Right	UTurn	Left	Thru	Right	UTurn	Left	Thru	Right	UTurn	Left	Thru	Right	
03/25/09	-----																
07:00	1	3	82	10	0	11	7	7	0	5	90	9	2	12	4	12	255
07:15	5	6	85	4	0	13	6	1	0	5	110	7	0	13	8	11	274
07:30	5	2	135	8	0	14	14	5	0	15	147	16	0	18	8	26	413
07:45	3	8	138	5	0	17	14	4	1	17	186	20	0	30	11	21	475
Hr Total	14	19	440	27	0	55	41	17	1	42	533	52	2	73	31	70	1417
08:00	4	4	131	5	0	36	12	6	1	20	236	30	0	30	14	23	552
08:15	2	5	156	7	0	28	18	9	1	21	259	37	0	40	13	28	624
08:30	3	4	187	0	1	42	4	11	0	6	340	49	0	44	26	30	747
08:45	2	6	167	0	0	45	0	14	2	1	346	52	0	35	23	25	718
Hr Total	11	19	641	12	1	151	34	40	4	48	1181	168	0	149	76	106	2641
----- * BREAK * -----																	
16:00	4	5	206	0	0	29	0	13	1	0	133	25	0	11	15	39	481
16:15	4	5	209	3	1	19	3	9	0	3	142	20	0	13	17	35	483
16:30	3	4	245	8	4	21	17	9	2	23	140	16	0	7	23	30	552
16:45	6	6	244	9	1	23	12	6	0	18	122	23	0	14	11	42	537
Hr Total	17	20	904	20	6	92	32	37	3	44	537	84	0	45	66	146	2053
17:00	2	6	279	11	1	25	37	8	2	25	144	29	1	9	23	52	654
17:15	1	5	301	18	0	37	40	4	0	21	137	16	0	8	18	40	646
17:30	1	6	337	17	1	30	26	2	1	12	164	15	0	12	15	62	701
17:45	1	6	328	18	0	22	27	5	1	25	161	18	0	20	19	65	716
Hr Total	5	23	1245	64	2	114	130	19	4	83	606	78	1	49	75	219	2717
TOTAL	47	81	3230	123	9	412	237	113	12	217	2857	382	3	316	248	541	8828

Broadway departure closed for construction 16:00 - 16:25.

SE 15TH ROAD & BRICKELL AVENUE
 MIAMI, FLORIDA
 COUNTED BY: LUIS PALOMINO
 SIGNALIZED

TRAFFIC SURVEY SPECIALISTS, INC.
 624 GARDENIA TERRACE
 DELRAY BEACH, FLORIDA 33444
 (561) 272-3255 FAX (561) 272-4381

Site Code : 00090010
 Start Date: 03/25/09
 File I.D. : 15RDBRIC
 Page : 2

LIGHT VEHICLES, HEAVY VEHICLES

BRICKELL AVENUE From North				SE 15TH ROAD From East				BRICKELL AVENUE From South				BROADWAY From West				Total
UTurn	Left	Thru	Right	UTurn	Left	Thru	Right	UTurn	Left	Thru	Right	UTurn	Left	Thru	Right	

Date 03/25/09

Peak Hour Analysis By Entire Intersection for the Period: 07:00 to 09:00 on 03/25/09

Peak start 08:00				08:00				08:00				08:00				
Volume	11	19	641	12	1	151	34	40	4	48	1181	168	0	149	76	106
Percent	2%	3%	94%	2%	0%	67%	15%	18%	0%	3%	84%	12%	0%	45%	23%	32%
Pk total	683			226			1401			331						
Highest	08:30			08:45			08:45			08:30						
Volume	3	4	187	0	0	45	0	14	2	1	346	52	0	44	26	30
Hi total	194			59			401			100						
PHF	.88			.96			.87			.83						

BRICKELL AVENUE				SE 15TH ROAD				BROADWAY				
0	12	640	29	149	0	0	12	641	30	1,370	0	0
0	0	1	1	1,181	40							
683				2,053								

BROADWAY				Intersection Total				SE 15TH ROAD			
52	34	98	12	226	500	40	0	33	1	152	0
12	149	0	149	34	152	0	0	0	0	0	0
76	0	76	331	274	30	76	168				
0	106	0	106	2,300	1,401	0	0				

BRICKELL AVENUE				SE 15TH ROAD			
152	52	1,181	168	0	0	0	0
641	0	0	0	0	0	0	0
106							
899	52	1,181	168	0			

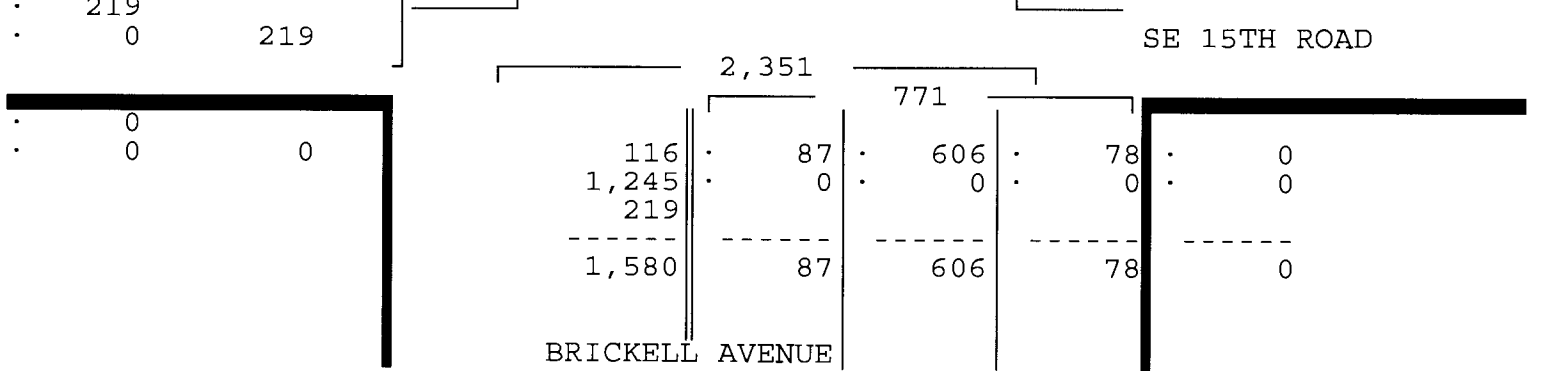
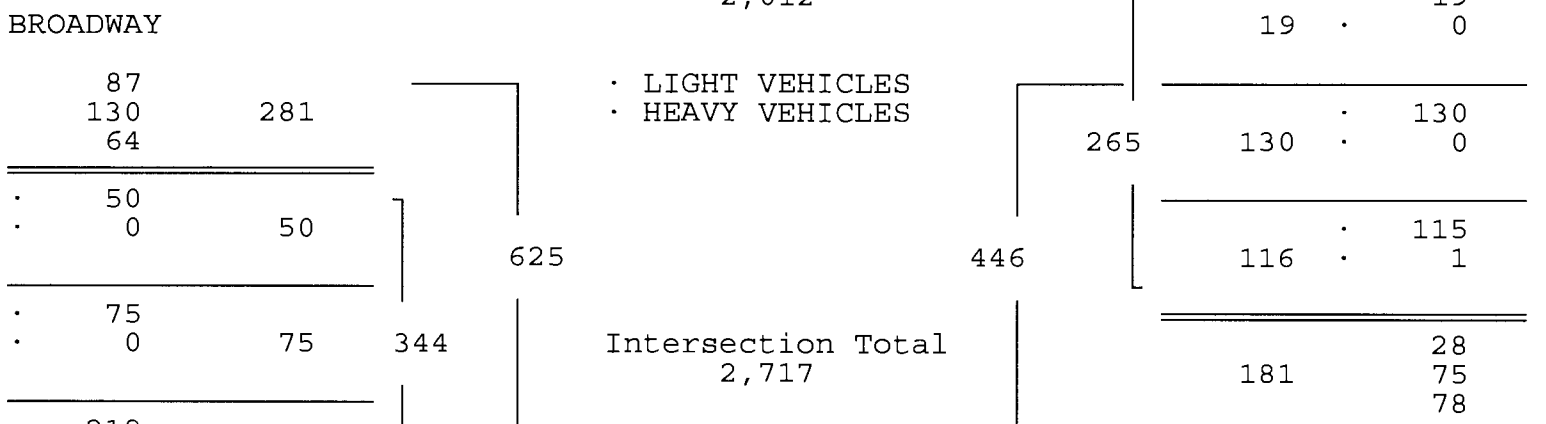
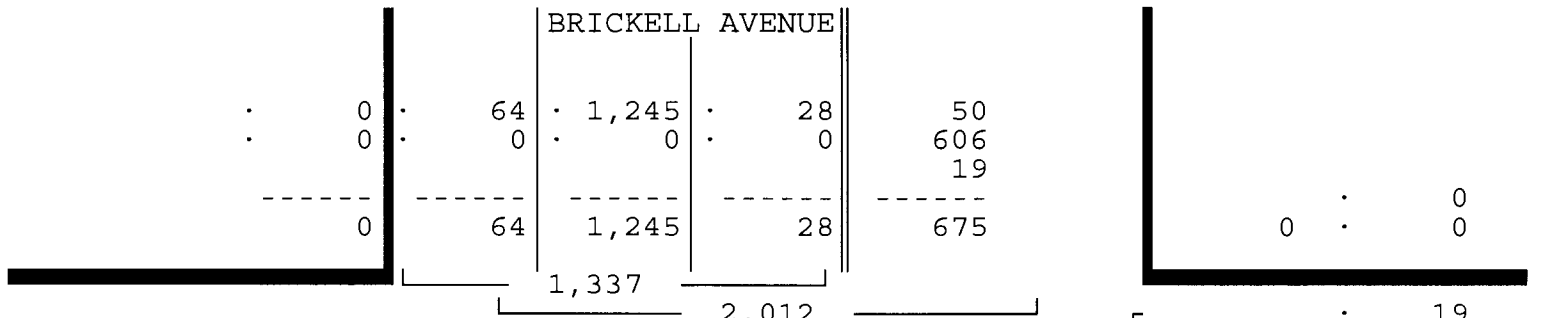
SE 15TH ROAD & BRICKELL AVENUE
 MIAMI, FLORIDA
 COUNTED BY: LUIS PALOMINO
 SIGNALIZED

TRAFFIC SURVEY SPECIALISTS, INC.
 624 GARDENIA TERRACE
 DELRAY BEACH, FLORIDA 33444
 (561) 272-3255 FAX (561) 272-4381

Site Code : 00090010
 Start Date: 03/25/09
 File I.D. : 15RDBRIC
 Page : 3

LIGHT VEHICLES, HEAVY VEHICLES

BRICKELL AVENUE From North				SE 15TH ROAD From East				BRICKELL AVENUE From South				BROADWAY From West				Total	
UTurn	Left	Thru	Right	UTurn	Left	Thru	Right	UTurn	Left	Thru	Right	UTurn	Left	Thru	Right		
Date 03/25/09																	
Peak Hour Analysis By Entire Intersection for the Period: 16:00 to 18:00 on 03/25/09																	
Peak start 17:00				17:00				17:00				17:00					
Volume	5	23	1245	64	2	114	130	19	4	83	606	78	1	49	75	219	
Percent	0%	2%	93%	5%	1%	43%	49%	7%	1%	11%	79%	10%	0%	14%	22%	64%	
Pk total	1337				265				771				344				
Highest	17:30				17:15				17:45				17:45				
Volume	1	6	337	17	0	37	40	4	1	25	161	18	0	20	19	65	
Hi total	361				81				205				104				
PHF	.93				.82				.94				.83				



TRAFFIC SURVEY SPECIALISTS, INC.

624 GARDENIA TERRACE

DELRAY BEACH, FLORIDA 33444

(561) 272-3255 FAX (561) 272-4381

Site Code : 00090010

Start Date: 03/25/09

File I.D. : 15RDBRIC

Page : 1

SE 15TH ROAD & BRICKELL AVENUE

MIAMI, FLORIDA

COUNTED BY: LUIS PALOMINO

SIGNALIZED

HEAVY VEHICLES

Date	BRICKELL AVENUE From North				SE 15TH ROAD From East				BRICKELL AVENUE From South				BROADWAY From West				Total
	UTurn	Left	Thru	Right	UTurn	Left	Thru	Right	UTurn	Left	Thru	Right	UTurn	Left	Thru	Right	
03/25/09																	
07:00	0	0	0	1	0	0	0	0	0	0	0	0	0	0	0	0	1
07:15	0	0	0	0	0	0	0	0	0	0	0	0	0	0	0	0	0
07:30	0	0	1	0	0	0	0	0	0	0	0	0	0	0	0	0	1
07:45	0	0	0	0	0	0	0	0	0	0	0	0	0	0	0	0	0
Hr Total	0	0	1	1	0	0	0	0	0	0	0	0	0	0	0	0	2
08:00	0	1	1	0	0	0	1	0	0	0	0	0	0	0	0	0	3
08:15	0	0	0	0	0	0	0	0	0	0	0	0	0	0	0	0	0
08:30	0	0	0	0	0	0	0	0	0	0	0	0	0	0	0	0	0
08:45	0	0	0	0	0	0	0	0	0	0	0	0	0	0	0	0	0
Hr Total	0	1	1	0	0	0	1	0	0	0	0	0	0	0	0	0	3
* BREAK *																	
17:00	0	0	0	0	0	0	0	0	0	0	0	0	0	0	0	0	0
17:15	0	0	0	0	0	0	0	0	0	0	0	0	0	0	0	0	0
17:30	0	0	0	0	0	0	0	0	0	0	0	0	0	0	0	0	0
17:45	0	0	0	0	0	1	0	0	0	0	0	0	0	0	0	0	1
Hr Total	0	0	0	0	0	1	0	0	0	0	0	0	0	0	0	0	1
TOTAL	0	1	2	1	0	1	1	0	0	0	0	0	0	0	0	0	6

TRAFFIC SURVEY SPECIALISTS, INC.

624 GARDENIA TERRACE

DELRAY BEACH, FLORIDA 33444

(561) 272-3255 FAX (561) 272-4381

Site Code : 00090010

Start Date: 03/25/09

File I.D. : 15RDBRIC

Page : 1

SE 15TH ROAD & BRICKELL AVENUE

MIAMI, FLORIDA

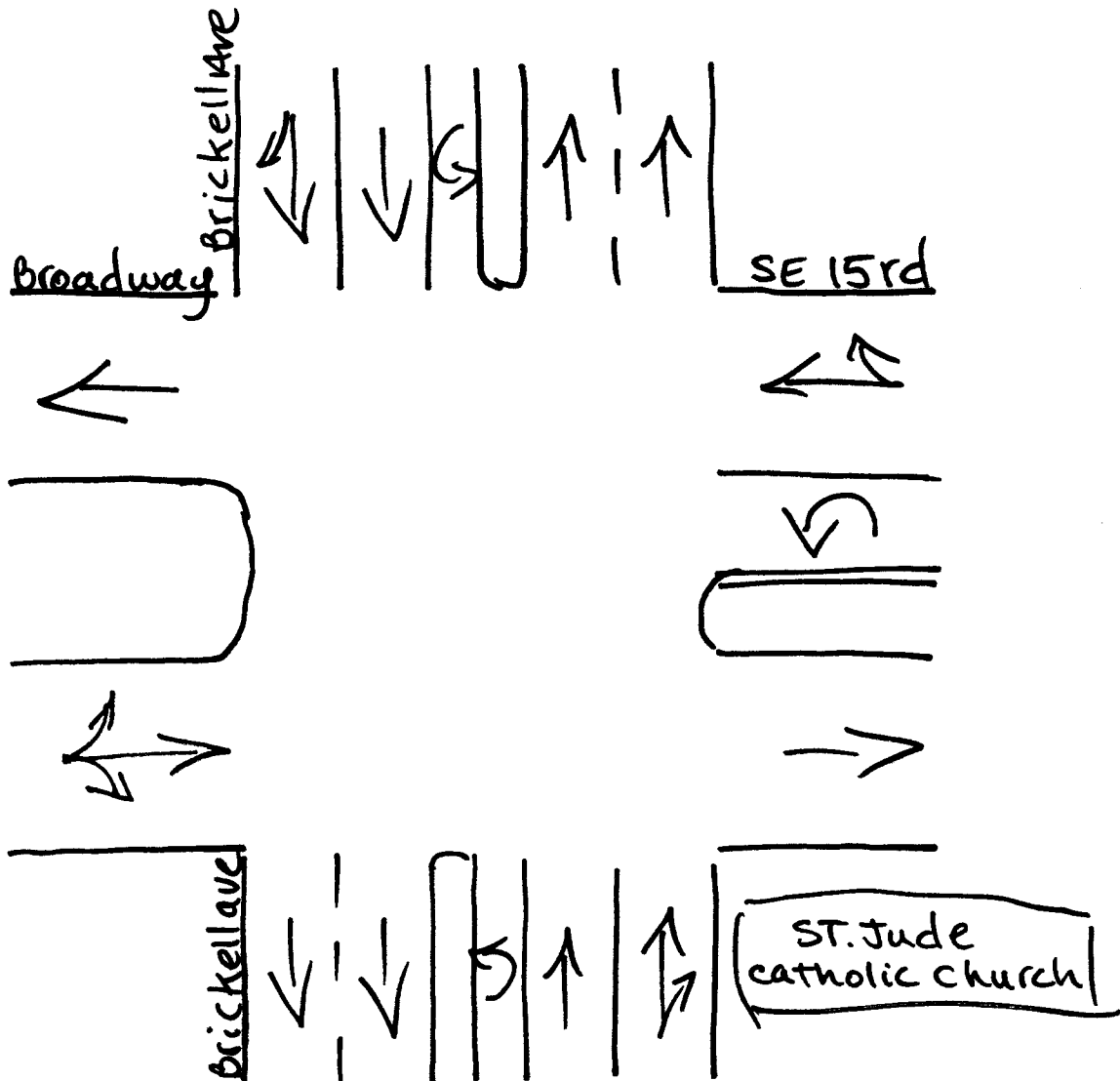
COUNTED BY: LUIS PALOMINO

SIGNALIZED

PEDESTRIANS

Date	BRICKELL AVENUE From North				SE 15TH ROAD From East				BRICKELL AVENUE From South				BROADWAY From West				Total
	Left	Thru	RIGHT	PEDS	Left	Thru	RIGHT	PEDS	Left	Thru	RIGHT	PEDS	Left	Thru	RIGHT	PEDS	
07:00	0	0	0	12	0	0	0	9	0	0	0	1	0	0	0	6	28
07:15	0	0	0	15	0	0	0	5	0	0	0	3	0	0	0	2	25
07:30	0	0	0	6	0	0	0	8	0	0	0	3	0	0	0	3	20
07:45	0	0	0	21	0	0	0	5	0	0	0	6	0	0	0	4	36
Hr Total	0	0	0	54	0	0	0	27	0	0	0	13	0	0	0	15	109
08:00	0	0	0	5	0	0	0	9	0	0	0	2	0	0	0	4	20
08:15	0	0	0	1	0	0	0	7	0	0	0	3	0	0	0	3	14
08:30	0	0	0	4	0	0	0	9	0	0	0	5	0	0	0	7	25
08:45	0	0	0	2	0	0	0	19	0	0	0	2	0	0	0	0	23
Hr Total	0	0	0	12	0	0	0	44	0	0	0	12	0	0	0	14	82
* BREAK *																	
16:00	0	0	0	1	0	0	0	13	0	0	0	2	0	0	0	8	24
16:15	0	0	0	13	0	0	0	8	0	0	0	6	0	0	0	3	30
16:30	0	0	0	2	0	0	0	4	0	0	0	4	0	0	0	3	13
16:45	0	0	0	8	0	0	0	11	0	0	0	4	0	0	0	1	24
Hr Total	0	0	0	24	0	0	0	36	0	0	0	16	0	0	0	15	91
17:00	0	0	0	13	0	0	0	13	0	0	0	5	0	0	0	3	34
17:15	0	0	0	0	0	0	0	8	0	0	0	4	0	0	0	5	17
17:30	0	0	0	3	0	0	0	10	0	0	0	6	0	0	0	7	26
17:45	0	0	0	3	0	0	0	11	0	0	0	3	0	0	0	5	22
Hr Total	0	0	0	19	0	0	0	42	0	0	0	18	0	0	0	20	99
TOTAL	0	0	0	109	0	0	0	149	0	0	0	59	0	0	0	64	381

↑
North



Miami, Florida
March 26, 2009
drawn by: Luis Palomino
Signalized

SE/SW 7TH STREET & S MIAMI AVENUE
 MIAMI, FLORIDA
 COUNTED BY: MAXIE ESPINOSA
 SIGNALIZED

TRAFFIC SURVEY SPECIALISTS, INC.
 624 GARDENIA TERRACE
 DELRAY BEACH, FLORIDA 33444
 (561) 272-3255 FAX (561) 272-4381

Site Code : 00090010
 Start Date: 03/24/09
 File I.D. : 7S_MIAMI
 Page : 1

LIGHT VEHICLES, HEAVY VEHICLES

Date	S MIAMI AVENUE From North				SE 7TH STREET From East				S MIAMI AVENUE From South				SW 7TH STREET From West				Total
	UTurn	Left	Thru	Right	UTurn	Left	Thru	Right	UTurn	Left	Thru	Right	UTurn	Left	Thru	Right	
03/24/09	-----																
07:00	0	0	0	0	0	0	88	2	0	27	52	0	0	0	0	0	169
07:15	0	0	0	0	0	0	110	10	0	25	60	0	0	0	0	0	205
07:30	0	0	0	0	0	0	111	9	0	44	61	0	0	0	0	0	225
07:45	0	0	0	0	0	0	118	11	0	47	91	0	0	0	0	0	267
Hr Total	0	0	0	0	0	0	427	32	0	143	264	0	0	0	0	0	866
08:00	0	0	0	0	0	0	127	12	0	59	97	0	0	0	0	0	295
08:15	0	0	0	0	0	0	140	21	0	52	95	0	0	0	0	0	308
08:30	0	0	0	0	0	0	155	29	0	55	127	0	0	0	0	0	366
08:45	0	0	0	0	0	0	132	24	0	77	144	0	0	0	0	0	377
Hr Total	0	0	0	0	0	0	554	86	0	243	463	0	0	0	0	0	1346
----- * BREAK * -----																	
16:00	0	0	0	0	0	0	211	20	0	99	92	0	0	0	0	0	422
16:15	0	0	0	0	0	0	145	13	0	104	73	0	0	0	0	0	335
16:30	0	0	0	0	0	0	239	17	0	105	85	0	0	0	0	0	446
16:45	0	0	0	0	0	0	195	17	0	103	96	0	0	0	0	0	411
Hr Total	0	0	0	0	0	0	790	67	0	411	346	0	0	0	0	0	1614
17:00	0	0	0	0	0	0	286	48	0	130	118	0	0	0	0	0	582
17:15	0	0	0	0	0	0	240	33	0	112	139	0	0	0	0	0	524
17:30	0	0	0	0	0	0	234	35	0	132	128	0	0	0	0	0	529
17:45	0	0	0	0	0	0	200	34	0	98	123	0	0	0	0	0	455
Hr Total	0	0	0	0	0	0	960	150	0	472	508	0	0	0	0	0	2090

TOTAL	0	0	0	0	0	0	2731	335	0	1269	1581	0	0	0	0	0	5916

SE/SW 7TH STREET & S MIAMI AVENUE
 MIAMI, FLORIDA
 COUNTED BY: MAXIE ESPINOSA
 SIGNALIZED

TRAFFIC SURVEY SPECIALISTS, INC.
 624 GARDENIA TERRACE
 DELRAY BEACH, FLORIDA 33444
 (561) 272-3255 FAX (561) 272-4381

Site Code : 00090010
 Start Date: 03/24/09
 File I.D. : 7S_MIAMI
 Page : 2

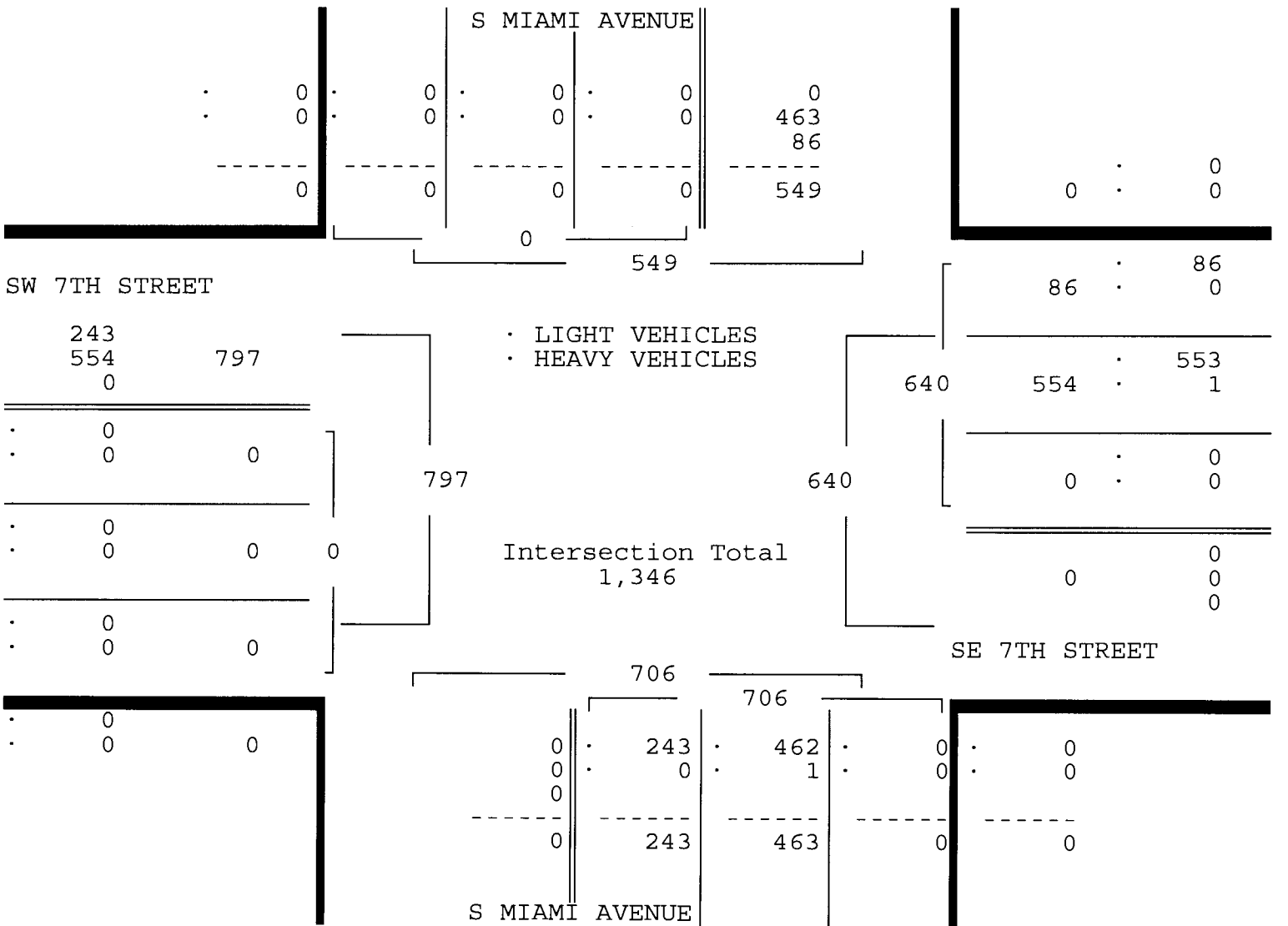
LIGHT VEHICLES, HEAVY VEHICLES

S MIAMI AVENUE From North				SE 7TH STREET From East				S MIAMI AVENUE From South				SW 7TH STREET From West				Total
UTurn	Left	Thru	Right	UTurn	Left	Thru	Right	UTurn	Left	Thru	Right	UTurn	Left	Thru	Right	

Date 03/24/09

Peak Hour Analysis By Entire Intersection for the Period: 07:00 to 09:00 on 03/24/09

Peak start	08:00				08:00				08:00						
Volume	0	0	0	0	0	0	554	86	0	243	463	0	0	0	0
Percent	0%	0%	0%	0%	0%	0%	87%	13%	0%	34%	66%	0%	0%	0%	0%
Pk total	0				640				706						
Highest	07:00				08:30				08:45						
Volume	0	0	0	0	0	0	155	29	0	77	144	0	0	0	0
Hi total	0				184				221						
PHF	.0				.87				.80						



TRAFFIC SURVEY SPECIALISTS, INC.

624 GARDENIA TERRACE

DELRAY BEACH, FLORIDA 33444

(561) 272-3255 FAX (561) 272-4381

Site Code : 00090010

Start Date: 03/24/09

File I.D. : 7S_MIAMI

Page : 3

SE/SW 7TH STREET & S MIAMI AVENUE

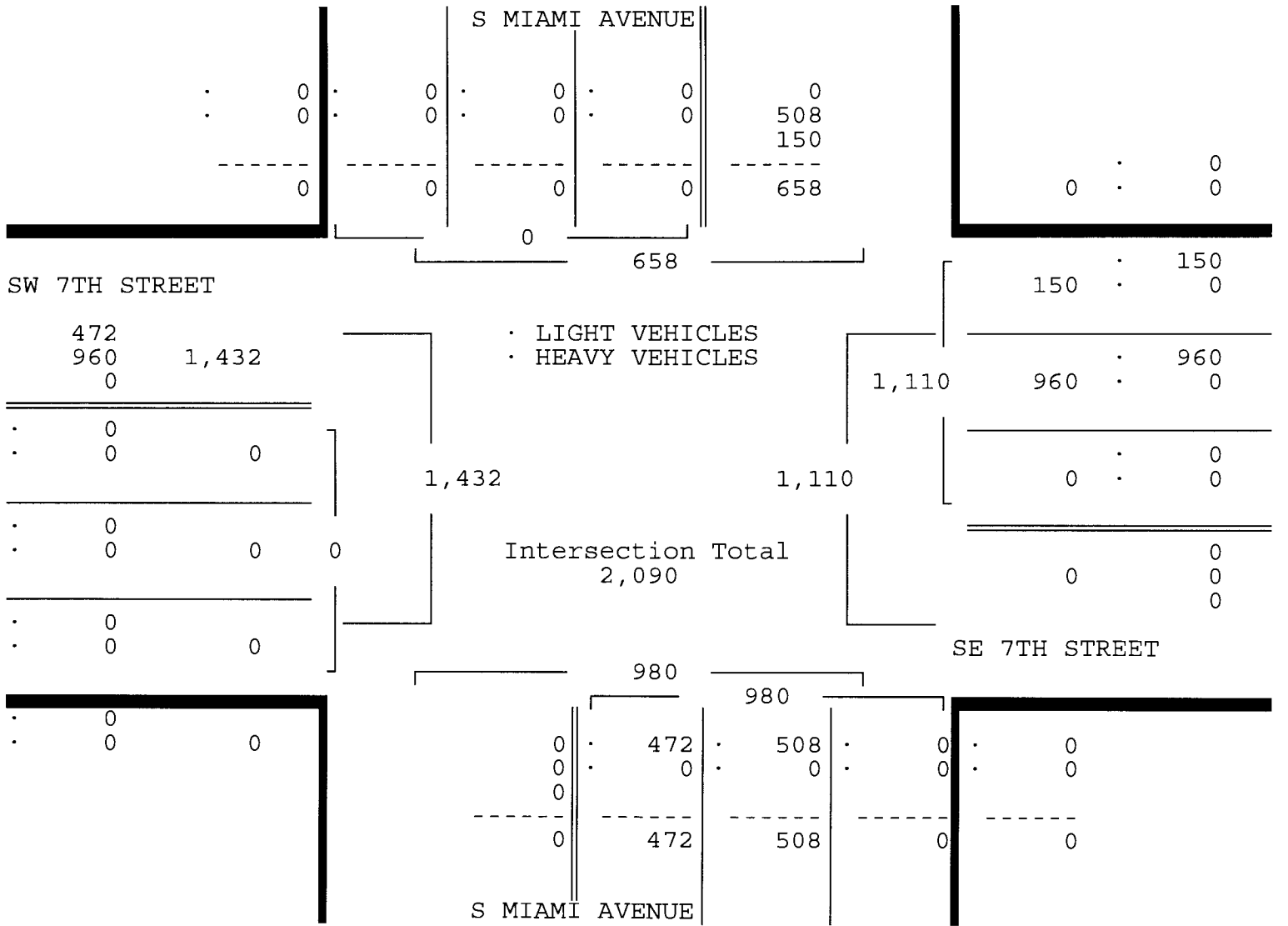
MIAMI, FLORIDA

COUNTED BY: MAXIE ESPINOSA

SIGNALIZED

LIGHT VEHICLES, HEAVY VEHICLES

S MIAMI AVENUE From North					SE 7TH STREET From East				S MIAMI AVENUE From South				SW 7TH STREET From West				Total		
UTurn	Left	Thru	Right		UTurn	Left	Thru	Right		UTurn	Left	Thru	Right		UTurn	Left		Thru	Right
Date 03/24/09																			
Peak Hour Analysis By Entire Intersection for the Period: 16:00 to 18:00 on 03/24/09																			
Peak start 17:00					17:00				17:00				17:00						
Volume	0	0	0	0	0	0	960	150	0	472	508	0	0	0	0	0	0	0	0
Percent	0%	0%	0%	0%	0%	0%	86%	14%	0%	48%	52%	0%	0%	0%	0%	0%	0%	0%	0%
Pk total	0				1110				980				0						
Highest	07:00				17:00				17:30				07:00						
Volume	0	0	0	0	0	0	286	48	0	132	128	0	0	0	0	0	0	0	0
Hi total	0				334				260				0						
PHF	.0				.83				.94				.0						



TRAFFIC SURVEY SPECIALISTS, INC.

624 GARDENIA TERRACE

DELRAY BEACH, FLORIDA 33444

(561) 272-3255 FAX (561) 272-4381

Site Code : 00090010

Start Date: 03/24/09

File I.D. : 7S_MIAMI

Page : 1

SE/SW 7TH STREET & S MIAMI AVENUE

MIAMI, FLORIDA

COUNTED BY: MAXIE ESPINOSA

SIGNALIZED

HEAVY VEHICLES

S MIAMI AVENUE From North				SE 7TH STREET From East				S MIAMI AVENUE From South				SW 7TH STREET From West				Total	
UTurn	Left	Thru	Right	UTurn	Left	Thru	Right	UTurn	Left	Thru	Right	UTurn	Left	Thru	Right		
Date 03/24/09																	
07:00	0	0	0	0	0	0	0	0	0	0	0	1	0	0	0	0	1
07:15	0	0	0	0	0	0	0	0	0	0	0	0	0	0	0	0	0
07:30	0	0	0	0	0	0	0	0	0	0	0	0	0	0	0	0	0
07:45	0	0	0	0	0	0	0	0	0	1	0	0	0	0	0	0	1
Hr Total	0	0	0	0	0	0	0	0	0	1	1	0	0	0	0	0	2
----- * BREAK *																	
16:00	0	0	0	0	0	0	0	0	0	1	0	0	0	0	0	0	1
16:15	0	0	0	0	0	0	0	0	0	0	0	0	0	0	0	0	0
16:30	0	0	0	0	0	0	0	0	0	0	0	0	0	0	0	0	0
16:45	0	0	0	0	0	0	0	0	0	0	0	0	0	0	0	0	0
Hr Total	0	0	0	0	0	0	0	0	0	1	0	0	0	0	0	0	1
----- * BREAK *																	
TOTAL	0	0	0	0	0	0	1	0	0	2	2	0	0	0	0	0	5

TRAFFIC SURVEY SPECIALISTS, INC.

624 GARDENIA TERRACE

DELRAY BEACH, FLORIDA 33444

(561) 272-3255 FAX (561) 272-4381

Site Code : 00090010

Start Date: 03/24/09

File I.D. : 7S_MIAMI

Page : 1

SE/SW 7TH STREET & S MIAMI AVENUE

MIAMI, FLORIDA

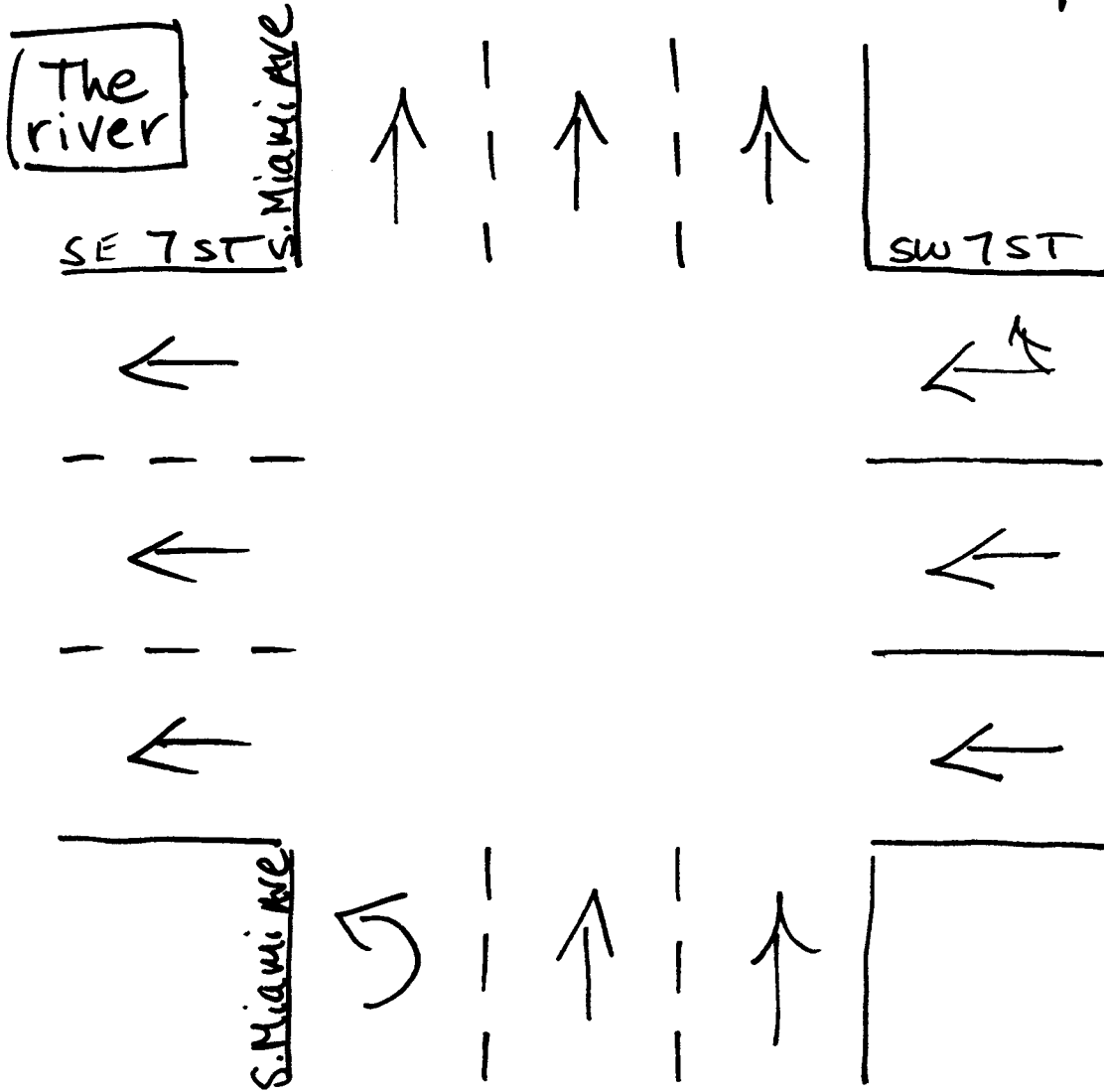
COUNTED BY: MAXIE ESPINOSA

SIGNALIZED

PEDESTRIANS

Date	S MIAMI AVENUE From North				SE 7TH STREET From East				S MIAMI AVENUE From South				SW 7TH STREET From West				Total
	Left	Thru	RIGHT	PEDS	Left	Thru	RIGHT	PEDS	Left	Thru	RIGHT	PEDS	Left	Thru	RIGHT	PEDS	
03/24/09																	
07:00	0	0	0	0	0	0	0	2	0	0	0	2	0	0	0	1	5
07:15	0	0	0	0	0	0	0	0	0	0	0	0	0	0	0	0	0
07:30	0	0	0	2	0	0	0	3	0	0	0	1	0	0	0	2	8
07:45	0	0	0	0	0	0	0	3	0	0	0	1	0	0	0	1	5
Hr Total	0	0	0	2	0	0	0	8	0	0	0	4	0	0	0	4	18
08:00	0	0	0	1	0	0	0	1	0	0	0	1	0	0	0	0	3
08:15	0	0	0	2	0	0	0	2	0	0	0	1	0	0	0	0	5
08:30	0	0	0	0	0	0	0	1	0	0	0	2	0	0	0	1	4
08:45	0	0	0	1	0	0	0	1	0	0	0	1	0	0	0	2	5
Hr Total	0	0	0	4	0	0	0	5	0	0	0	5	0	0	0	3	17
* BREAK *																	
16:00	0	0	0	7	0	0	0	6	0	0	0	1	0	0	0	3	17
16:15	0	0	0	3	0	0	0	3	0	0	0	0	0	0	0	0	6
16:30	0	0	0	2	0	0	0	5	0	0	0	3	0	0	0	6	16
16:45	0	0	0	2	0	0	0	3	0	0	0	0	0	0	0	0	5
Hr Total	0	0	0	14	0	0	0	17	0	0	0	4	0	0	0	9	44
17:00	0	0	0	2	0	0	0	6	0	0	0	0	0	0	0	2	10
17:15	0	0	0	1	0	0	0	8	0	0	0	1	0	0	0	3	13
17:30	0	0	0	0	0	0	0	4	0	0	0	3	0	0	0	1	8
17:45	0	0	0	8	0	0	0	6	0	0	0	3	0	0	0	5	22
Hr Total	0	0	0	11	0	0	0	24	0	0	0	7	0	0	0	11	53
TOTAL	0	0	0	31	0	0	0	54	0	0	0	20	0	0	0	27	132

↑
North



Miami, Florida

March 24, 2009

drawn by: Luis Palomino
Signalized

SE/SW 8TH STREET & S MIAMI AVENUE
 MIAMI, FLORIDA
 COUNTED BY: ISIDRO GONZALEZ
 SIGNALIZED

TRAFFIC SURVEY SPECIALISTS, INC.
 624 GARDENIA TERRACE
 DELRAY BEACH, FLORIDA 33444
 (561) 272-3255 FAX (561) 272-4381

Site Code : 00090010
 Start Date: 03/25/09
 File I.D. : 8S_MIAMI
 Page : 1

LIGHT VEHICLES, HEAVY VEHICLES

Date	S MIAMI AVENUE From North				SE 8TH STREET From East				S MIAMI AVENUE From South				SW 8TH STREET From West				Total
	UTurn	Left	Thru	Right	UTurn	Left	Thru	Right	UTurn	Left	Thru	Right	UTurn	Left	Thru	Right	
03/25/09	-----																
07:00	0	0	0	0	0	0	0	0	0	0	48	14	0	37	194	0	293
07:15	0	0	0	0	0	0	0	0	0	0	54	15	0	41	157	0	267
07:30	0	0	0	0	0	0	0	0	0	0	71	19	0	37	231	0	358
07:45	0	0	0	0	0	0	0	0	0	0	62	15	0	57	293	0	427
Hr Total	0	0	0	0	0	0	0	0	0	0	235	63	0	172	875	0	1345
08:00	0	0	0	0	0	0	0	0	0	0	95	18	0	48	332	0	493
08:15	0	0	0	0	0	0	0	0	0	0	110	17	0	48	384	0	559
08:30	0	0	0	0	0	0	0	0	0	0	111	28	0	55	407	0	601
08:45	0	0	0	0	0	0	0	0	0	0	139	16	0	58	370	0	583
Hr Total	0	0	0	0	0	0	0	0	0	0	455	79	0	209	1493	0	2236
----- * BREAK * -----																	
16:00	0	0	0	0	0	0	0	0	0	0	128	9	0	48	159	0	344
16:15	0	0	0	0	0	0	0	0	0	0	119	11	0	43	195	0	368
16:30	0	0	0	0	0	0	0	0	0	0	158	19	0	36	173	0	386
16:45	0	0	0	0	0	0	0	0	0	0	151	11	0	59	201	0	422
Hr Total	0	0	0	0	0	0	0	0	0	0	556	50	0	186	728	0	1520
17:00	0	0	0	0	0	0	0	0	0	0	202	14	0	85	176	0	477
17:15	0	0	0	0	0	0	0	0	0	0	181	9	0	71	202	0	463
17:30	0	0	0	0	0	0	0	0	0	0	161	12	0	71	233	0	477
17:45	0	0	0	0	0	0	0	0	0	0	174	10	0	77	241	0	502
Hr Total	0	0	0	0	0	0	0	0	0	0	718	45	0	304	852	0	1919
TOTAL	0	0	0	0	0	0	0	0	0	0	1964	237	0	871	3948	0	7020

SE/SW 8TH STREET & S MIAMI AVENUE
 MIAMI, FLORIDA
 COUNTED BY: ISIDRO GONZALEZ
 SIGNALIZED

TRAFFIC SURVEY SPECIALISTS, INC.
 624 GARDENIA TERRACE
 DELRAY BEACH, FLORIDA 33444
 (561) 272-3255 FAX (561) 272-4381

Site Code : 00090010
 Start Date: 03/25/09
 File I.D. : 8S_MIAMI
 Page : 2

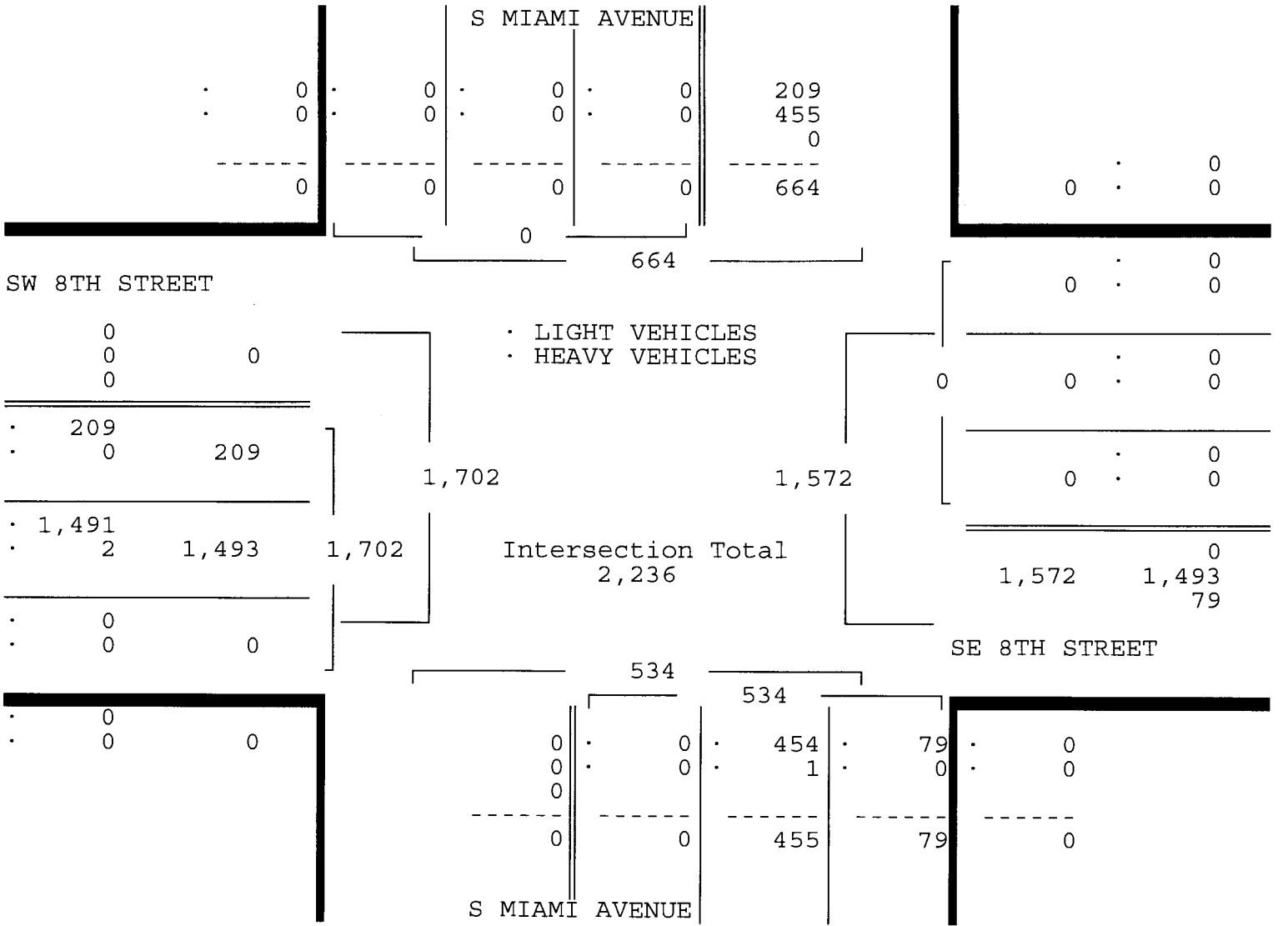
LIGHT VEHICLES, HEAVY VEHICLES

S MIAMI AVENUE From North				SE 8TH STREET From East				S MIAMI AVENUE From South				SW 8TH STREET From West				Total
UTurn	Left	Thru	Right	UTurn	Left	Thru	Right	UTurn	Left	Thru	Right	UTurn	Left	Thru	Right	

Date 03/25/09

Peak Hour Analysis By Entire Intersection for the Period: 07:00 to 09:00 on 03/25/09

Peak start 08:00				08:00				08:00				08:00			
Volume	0	0	0	0	0	0	0	0	0	455	79	0	209	1493	0
Percent	0%	0%	0%	0%	0%	0%	0%	0%	0%	85%	15%	0%	12%	88%	0%
Pk total	0			0			534			1702					
Highest	07:00			07:00			08:45			08:30					
Volume	0	0	0	0	0	0	0	0	0	139	16	0	55	407	0
Hi total	0			0			155			462					
PHF	.0			.0			.86			.92					



SE/SW 8TH STREET & S MIAMI AVENUE
 MIAMI, FLORIDA
 COUNTED BY: ISIDRO GONZALEZ
 SIGNALIZED

TRAFFIC SURVEY SPECIALISTS, INC.
 624 GARDENIA TERRACE
 DELRAY BEACH, FLORIDA 33444
 (561) 272-3255 FAX (561) 272-4381

Site Code : 00090010
 Start Date: 03/25/09
 File I.D. : 8S_MIAMI
 Page : 3

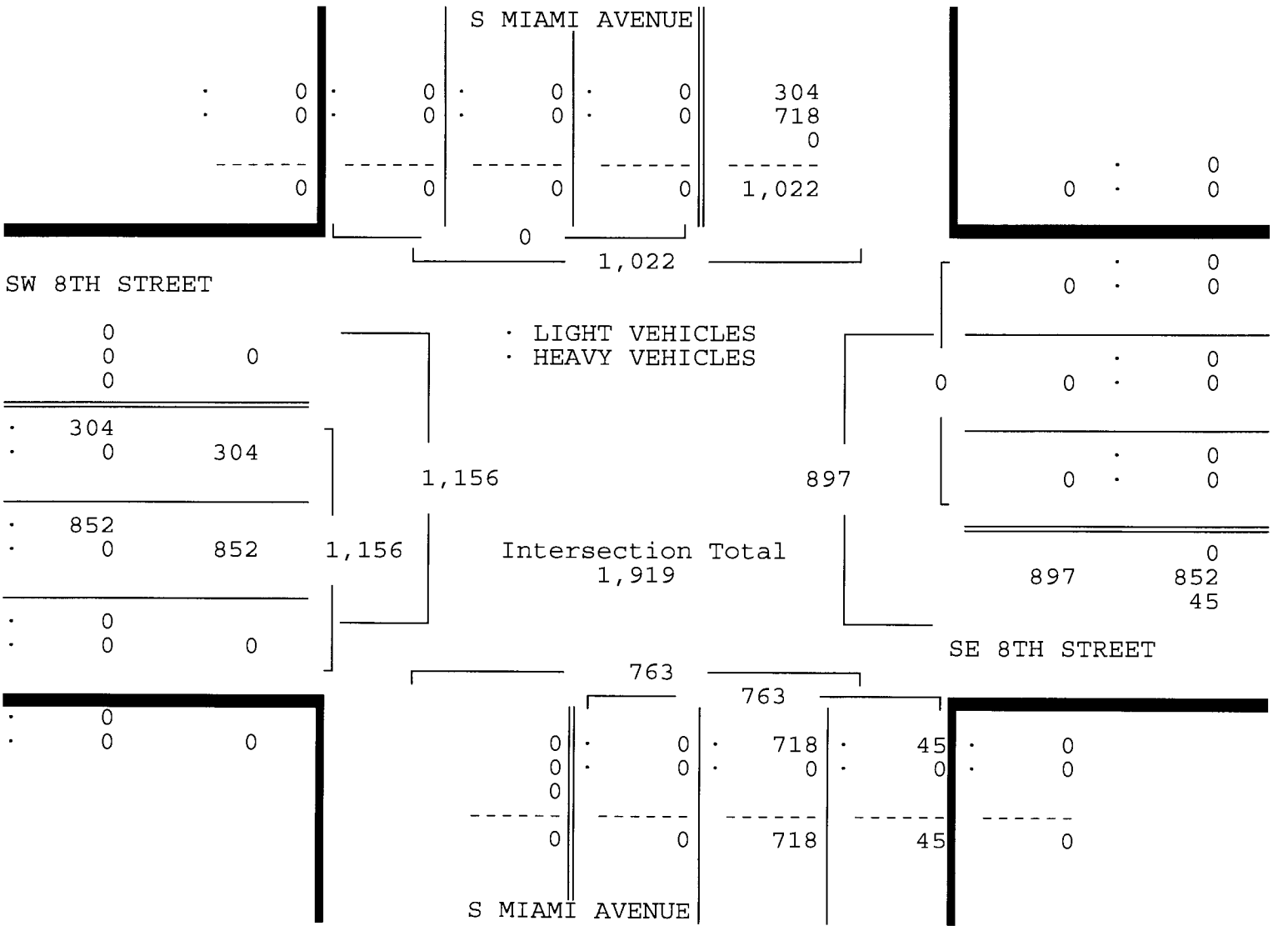
LIGHT VEHICLES, HEAVY VEHICLES

S MIAMI AVENUE From North				SE 8TH STREET From East				S MIAMI AVENUE From South				SW 8TH STREET From West				Total
UTurn	Left	Thru	Right	UTurn	Left	Thru	Right	UTurn	Left	Thru	Right	UTurn	Left	Thru	Right	

Date 03/25/09

Peak Hour Analysis By Entire Intersection for the Period: 16:00 to 18:00 on 03/25/09

Peak start 17:00				17:00				17:00				17:00			
Volume	0	0	0	0	0	0	0	0	0	718	45	0	304	852	0
Percent	0%	0%	0%	0%	0%	0%	0%	0%	0%	94%	6%	0%	26%	74%	0%
Pk total	0			0			763			1156					
Highest	07:00			07:00			17:00			17:45					
Volume	0	0	0	0	0	0	0	0	0	202	14	0	77	241	0
Hi total	0			0			216			318					
PHF	.0			.0			.88			.91					



SE/SW 8TH STREET & S MIAMI AVENUE
 MIAMI, FLORIDA
 COUNTED BY: ISIDRO GONZALEZ
 SIGNALIZED

TRAFFIC SURVEY SPECIALISTS, INC.
 624 GARDENIA TERRACE
 DELRAY BEACH, FLORIDA 33444
 (561) 272-3255 FAX (561) 272-4381

Site Code : 00090010
 Start Date: 03/25/09
 File I.D. : 8S_MIAMI
 Page : 1

HEAVY VEHICLES

S MIAMI AVENUE From North				SE 8TH STREET From East				S MIAMI AVENUE From South				SW 8TH STREET From West				Total		
UTurn	Left	Thru	Right	UTurn	Left	Thru	Right	UTurn	Left	Thru	Right	UTurn	Left	Thru	Right			
Date 03/25/09																		
07:00	0	0	0	0	0	0	0	0	0	0	0	1	0	0	0	0	1	
07:15	0	0	0	0	0	0	0	0	0	0	0	1	0	0	0	0	1	
07:30	0	0	0	0	0	0	0	0	0	0	0	0	0	0	0	0	0	
07:45	0	0	0	0	0	0	0	0	0	0	0	0	0	0	1	3	0	4
Hr Total	0	0	0	0	0	0	0	0	0	0	0	2	0	0	1	3	0	6
08:00	0	0	0	0	0	0	0	0	0	0	0	0	0	0	0	1	0	1
08:15	0	0	0	0	0	0	0	0	0	0	0	1	0	0	0	0	0	1
08:30	0	0	0	0	0	0	0	0	0	0	0	0	0	0	0	1	0	1
08:45	0	0	0	0	0	0	0	0	0	0	0	0	0	0	0	0	0	0
Hr Total	0	0	0	0	0	0	0	0	0	0	0	1	0	0	0	2	0	3
* BREAK *																		
TOTAL	0	0	0	0	0	0	0	0	0	0	0	3	0	0	1	5	0	9

TRAFFIC SURVEY SPECIALISTS, INC.

624 GARDENIA TERRACE

Site Code : 00090010

SE/SW 8TH STREET & S MIAMI AVENUE

DELRAY BEACH, FLORIDA 33444

Start Date: 03/25/09

MIAMI, FLORIDA

(561) 272-3255 FAX (561) 272-4381

File I.D. : 8S_MIAMI

COUNTED BY: ISIDRO GONZALEZ

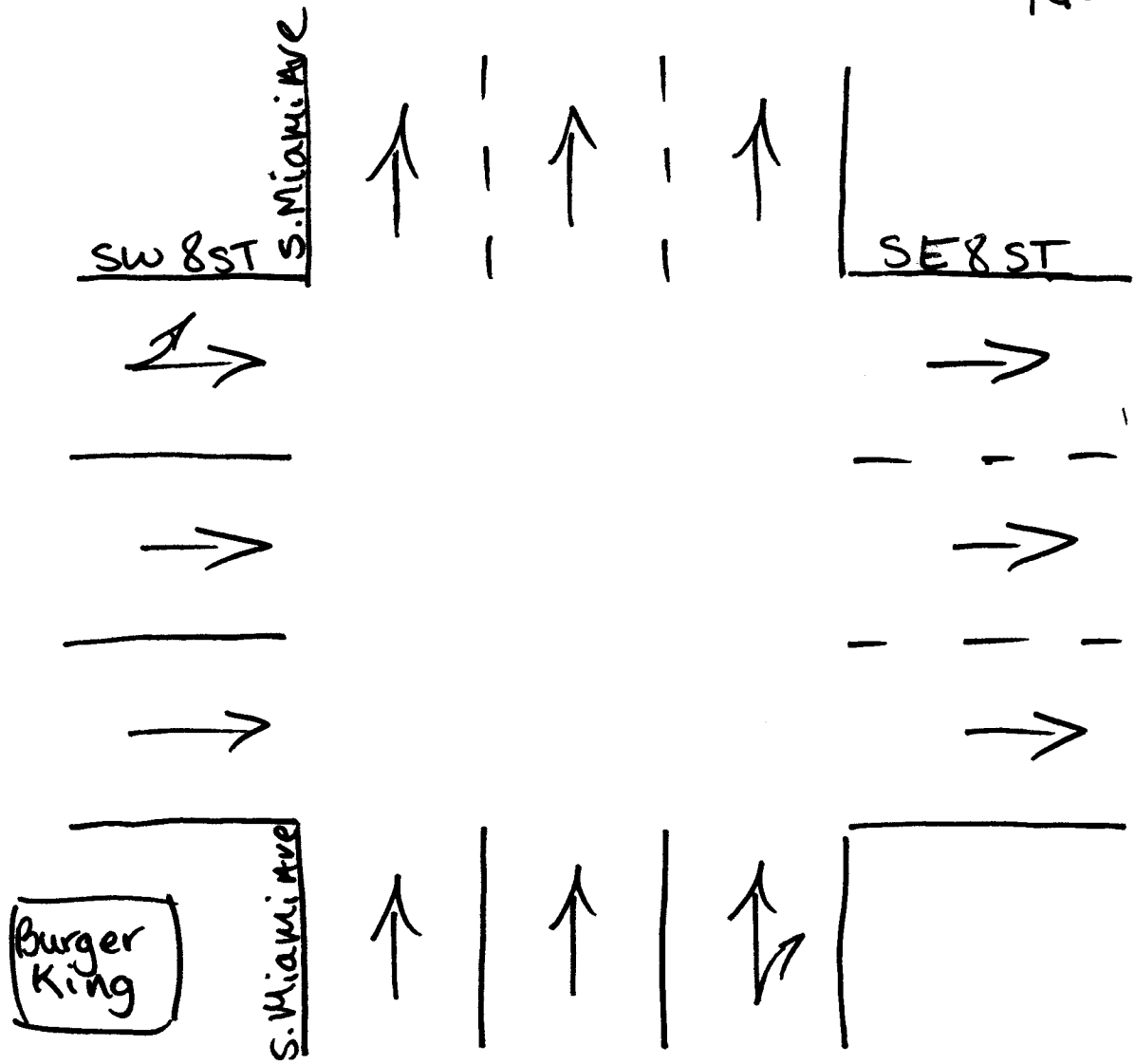
Page : 1

SIGNALIZED

PEDESTRIANS

Date	S MIAMI AVENUE From North				SE 8TH STREET From East				S MIAMI AVENUE From South				SW 8TH STREET From West				Total
	Left	Thru	RIGHT	PEDS	Left	Thru	RIGHT	PEDS	Left	Thru	RIGHT	PEDS	Left	Thru	RIGHT	PEDS	
07:00	0	0	0	2	0	0	0	3	0	0	0	1	0	0	0	1	7
07:15	0	0	0	4	0	0	0	4	0	0	0	2	0	0	0	0	10
07:30	0	0	0	1	0	0	0	2	0	0	0	1	0	0	0	5	9
07:45	0	0	0	1	0	0	0	3	0	0	0	2	0	0	0	2	8
Hr Total	0	0	0	8	0	0	0	12	0	0	0	6	0	0	0	8	34
08:00	0	0	0	1	0	0	0	6	0	0	0	3	0	0	0	1	11
08:15	0	0	0	2	0	0	0	3	0	0	0	11	0	0	0	0	16
08:30	0	0	0	2	0	0	0	6	0	0	0	3	0	0	0	0	11
08:45	0	0	0	3	0	0	0	1	0	0	0	5	0	0	0	4	13
Hr Total	0	0	0	8	0	0	0	16	0	0	0	22	0	0	0	5	51
----- * BREAK * -----																	
16:00	0	0	0	1	0	0	0	3	0	0	0	4	0	0	0	1	9
16:15	0	0	0	0	0	0	0	4	0	0	0	7	0	0	0	2	13
16:30	0	0	0	4	0	0	0	0	0	0	0	6	0	0	0	3	13
16:45	0	0	0	4	0	0	0	3	0	0	0	8	0	0	0	2	17
Hr Total	0	0	0	9	0	0	0	10	0	0	0	25	0	0	0	8	52
17:00	0	0	0	3	0	0	0	7	0	0	0	9	0	0	0	3	22
17:15	0	0	0	1	0	0	0	7	0	0	0	5	0	0	0	3	16
17:30	0	0	0	5	0	0	0	4	0	0	0	11	0	0	0	0	20
17:45	0	0	0	6	0	0	0	2	0	0	0	3	0	0	0	5	16
Hr Total	0	0	0	15	0	0	0	20	0	0	0	28	0	0	0	11	74
TOTAL	0	0	0	40	0	0	0	58	0	0	0	81	0	0	0	32	211

North ↑



Miami, Florida

March 26, 2009

Drawn by: Luis Palomino

Signalized

SW 7TH STREET & SW 2ND AVENUE
 MIAMI, FLORIDA
 COUNTED BY: YANELIS MARQUEZ
 SIGNALIZED

TRAFFIC SURVEY SPECIALISTS, INC.
 624 GARDENIA TERRACE
 DELRAY BEACH, FLORIDA 33444
 (561) 272-3255 FAX (561) 272-4381

Site Code : 00090010
 Start Date: 03/24/09
 File I.D. : 7ST_2AVE
 Page : 1

LIGHT VEHICLES, HEAVY VEHICLES

Date	SW 2ND AVENUE From North				SW 7TH STREET From East				SW 2ND AVENUE From South				SW 7TH STREET From West				Total
	UTurn	Left	Thru	Right	UTurn	Left	Thru	Right	UTurn	Left	Thru	Right	UTurn	Left	Thru	Right	
03/24/09	-----																
07:00	0	0	22	14	0	6	127	16	0	27	99	0	0	0	0	0	311
07:15	0	0	31	21	0	12	157	21	0	37	117	0	0	0	0	0	396
07:30	0	0	32	19	0	14	163	23	0	40	146	0	0	0	0	0	437
07:45	0	0	38	17	0	12	201	48	0	42	156	0	0	0	0	0	514
Hr Total	0	0	123	71	0	44	648	108	0	146	518	0	0	0	0	0	1658
08:00	0	0	48	25	0	20	238	26	0	42	144	0	0	0	0	0	543
08:15	0	0	58	34	0	19	206	31	0	48	152	0	0	0	0	0	548
08:30	0	0	58	25	0	34	216	38	0	57	166	0	0	0	0	0	594
08:45	0	0	59	41	0	28	214	52	0	40	160	0	0	0	0	0	594
Hr Total	0	0	223	125	0	101	874	147	0	187	622	0	0	0	0	0	2279
----- * BREAK * -----																	
16:00	0	0	77	62	0	25	324	33	0	62	67	0	0	0	0	0	650
16:15	0	0	59	67	0	24	281	17	0	50	51	0	0	0	0	0	549
16:30	0	0	78	51	0	28	353	29	0	49	76	0	0	0	0	0	664
16:45	0	0	97	77	0	17	259	25	0	47	79	0	0	0	0	0	601
Hr Total	0	0	311	257	0	94	1217	104	0	208	273	0	0	0	0	0	2464
17:00	0	0	98	97	0	26	414	31	0	53	64	0	0	0	0	0	783
17:15	0	0	96	68	0	37	339	35	0	43	62	0	0	0	0	0	680
17:30	0	0	81	61	0	32	358	34	0	45	59	0	0	0	0	0	670
17:45	0	0	99	58	0	19	258	18	0	53	61	0	0	0	0	0	566
Hr Total	0	0	374	284	0	114	1369	118	0	194	246	0	0	0	0	0	2699

TOTAL	0	0	1031	737	0	353	4108	477	0	735	1659	0	0	0	0	0	9100

SW 7TH STREET & SW 2ND AVENUE
 MIAMI, FLORIDA
 COUNTED BY: YANELIS MARQUEZ
 SIGNALIZED

TRAFFIC SURVEY SPECIALISTS, INC.
 624 GARDENIA TERRACE
 DELRAY BEACH, FLORIDA 33444
 (561) 272-3255 FAX (561) 272-4381

Site Code : 00090010
 Start Date: 03/24/09
 File I.D. : 7ST_2AVE
 Page : 2

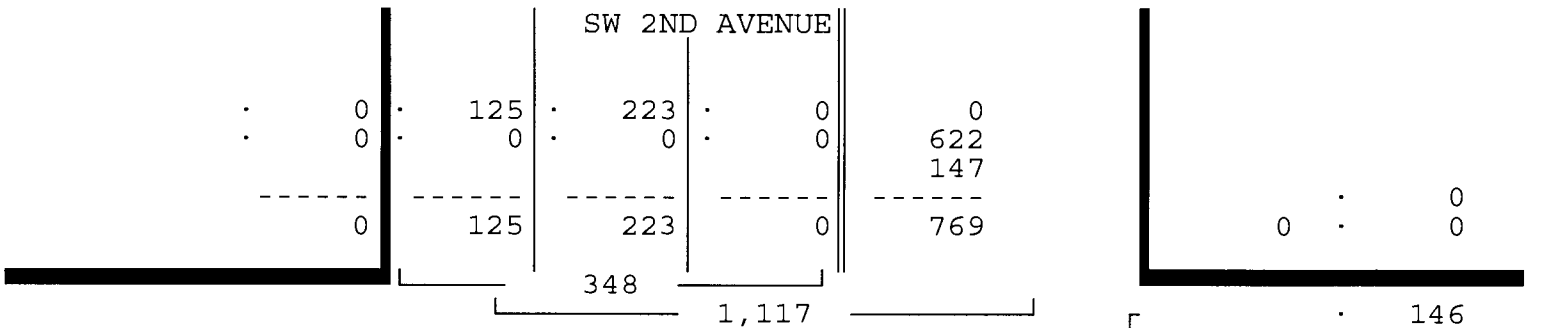
LIGHT VEHICLES, HEAVY VEHICLES

SW 2ND AVENUE				SW 7TH STREET				SW 2ND AVENUE				SW 7TH STREET				Total
From North				From East				From South				From West				
UTurn	Left	Thru	Right	UTurn	Left	Thru	Right	UTurn	Left	Thru	Right	UTurn	Left	Thru	Right	

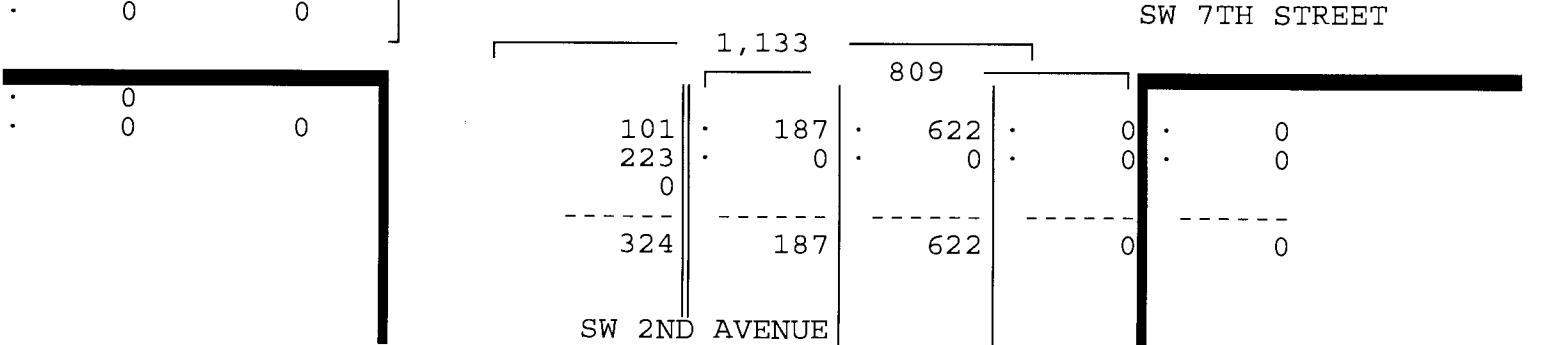
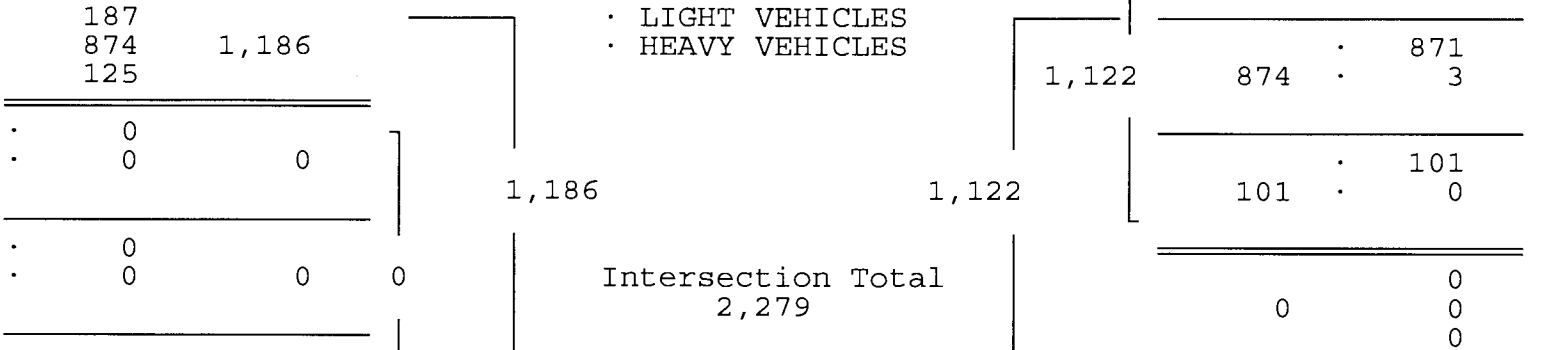
Date 03/24/09

Peak Hour Analysis By Entire Intersection for the Period: 07:00 to 09:00 on 03/24/09

Peak start 08:00				08:00				08:00				08:00			
Volume	0	0	223	125	0	101	874	147	0	187	622	0	0	0	0
Percent	0%	0%	64%	36%	0%	9%	78%	13%	0%	23%	77%	0%	0%	0%	0%
Pk total	348			1122				809				0			
Highest	08:45			08:45				08:30				07:00			
Volume	0	0	59	41	0	28	214	52	0	57	166	0	0	0	0
Hi total	100			294				223				0			
PHF	.87			.95				.91				.0			



SW 7TH STREET



SW 7TH STREET & SW 2ND AVENUE
 MIAMI, FLORIDA
 COUNTED BY: YANELIS MARQUEZ
 SIGNALIZED

TRAFFIC SURVEY SPECIALISTS, INC.
 624 GARDENIA TERRACE
 DELRAY BEACH, FLORIDA 33444
 (561) 272-3255 FAX (561) 272-4381

Site Code : 00090010
 Start Date: 03/24/09
 File I.D. : 7ST_2AVE
 Page : 3

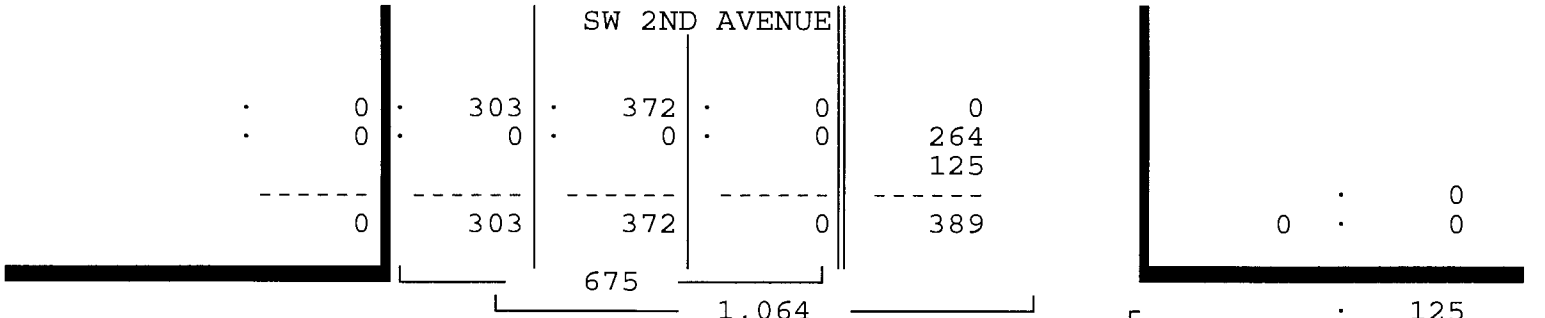
LIGHT VEHICLES, HEAVY VEHICLES

SW 2ND AVENUE				SW 7TH STREET				SW 2ND AVENUE				SW 7TH STREET				Total
From North				From East				From South				From West				
UTurn	Left	Thru	Right	UTurn	Left	Thru	Right	UTurn	Left	Thru	Right	UTurn	Left	Thru	Right	

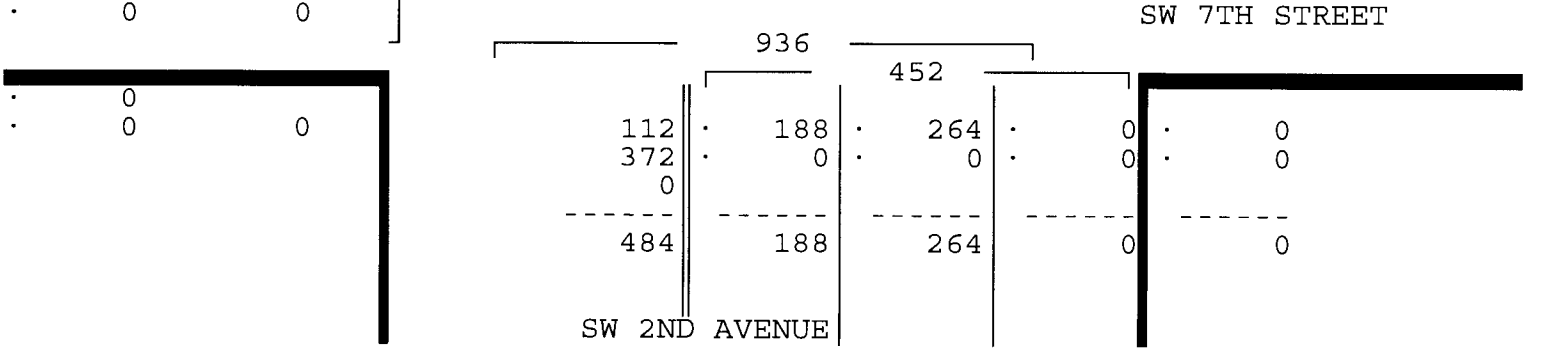
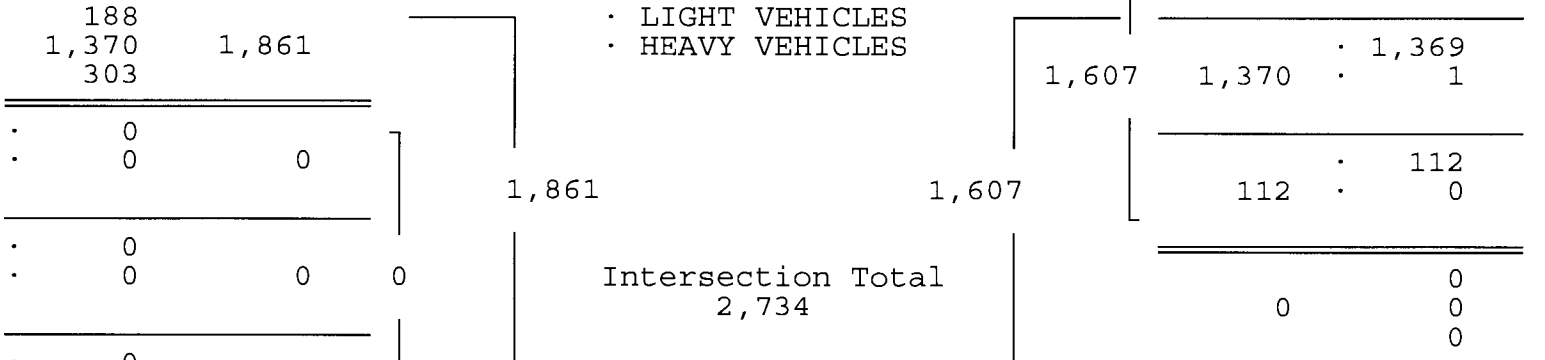
Date 03/24/09

Peak Hour Analysis By Entire Intersection for the Period: 16:00 to 18:00 on 03/24/09

Peak start 16:45				16:45				16:45				16:45			
Volume	0	0	372	303	0	112	1370	125	0	188	264	0	0	0	0
Percent	0%	0%	55%	45%	0%	7%	85%	8%	0%	42%	58%	0%	0%	0%	0%
Pk total	675			1607				452				0			
Highest	17:00			17:00				16:45				07:00			
Volume	0	0	98	97	0	26	414	31	0	47	79	0	0	0	0
Hi total	195			471				126				0			
PHF	.87			.85				.90				.0			



SW 7TH STREET



SW 7TH STREET & SW 2ND AVENUE
 MIAMI, FLORIDA
 COUNTED BY: YANELIS MARQUEZ
 SIGNALIZED

TRAFFIC SURVEY SPECIALISTS, INC.
 624 GARDENIA TERRACE
 DELRAY BEACH, FLORIDA 33444
 (561) 272-3255 FAX (561) 272-4381

Site Code : 00090010
 Start Date: 03/24/09
 File I.D. : 7ST_2AVE
 Page : 1

HEAVY VEHICLES

Date	SW 2ND AVENUE From North				SW 7TH STREET From East				SW 2ND AVENUE From South				SW 7TH STREET From West				Total
	UTurn	Left	Thru	Right	UTurn	Left	Thru	Right	UTurn	Left	Thru	Right	UTurn	Left	Thru	Right	
03/24/09	-----																
07:00	0	0	0	0	0	0	0	0	0	0	0	0	0	0	0	0	0
07:15	0	0	0	0	0	0	0	0	0	0	0	0	0	0	0	0	0
07:30	0	0	0	0	0	0	0	0	0	1	0	0	0	0	0	0	1
07:45	0	0	0	0	0	0	0	1	0	0	0	0	0	0	0	0	1
Hr Total	0	0	0	0	0	0	0	1	0	1	0	0	0	0	0	0	2
08:00	0	0	0	0	0	0	1	0	0	0	0	0	0	0	0	0	1
08:15	0	0	0	0	0	0	0	0	0	0	0	0	0	0	0	0	0
08:30	0	0	0	0	0	0	0	1	0	0	0	0	0	0	0	0	1
08:45	0	0	0	0	0	0	2	0	0	0	0	0	0	0	0	0	2
Hr Total	0	0	0	0	0	0	3	1	0	0	0	0	0	0	0	0	4
----- * BREAK * -----																	
16:00	0	0	0	0	0	0	0	0	0	1	0	0	0	0	0	0	1
16:15	0	0	0	0	0	0	1	0	0	0	0	0	0	0	0	0	1
16:30	0	0	0	1	0	0	0	0	0	0	0	0	0	0	0	0	1
16:45	0	0	0	0	0	0	1	0	0	0	0	0	0	0	0	0	1
Hr Total	0	0	0	1	0	0	2	0	0	1	0	0	0	0	0	0	4
----- * BREAK * -----																	
TOTAL	0	0	0	1	0	0	5	2	0	2	0	0	0	0	0	0	10

TRAFFIC SURVEY SPECIALISTS, INC.

SW 7TH STREET & SW 2ND AVENUE
 MIAMI, FLORIDA
 COUNTED BY: YANELIS MARQUEZ
 SIGNALIZED

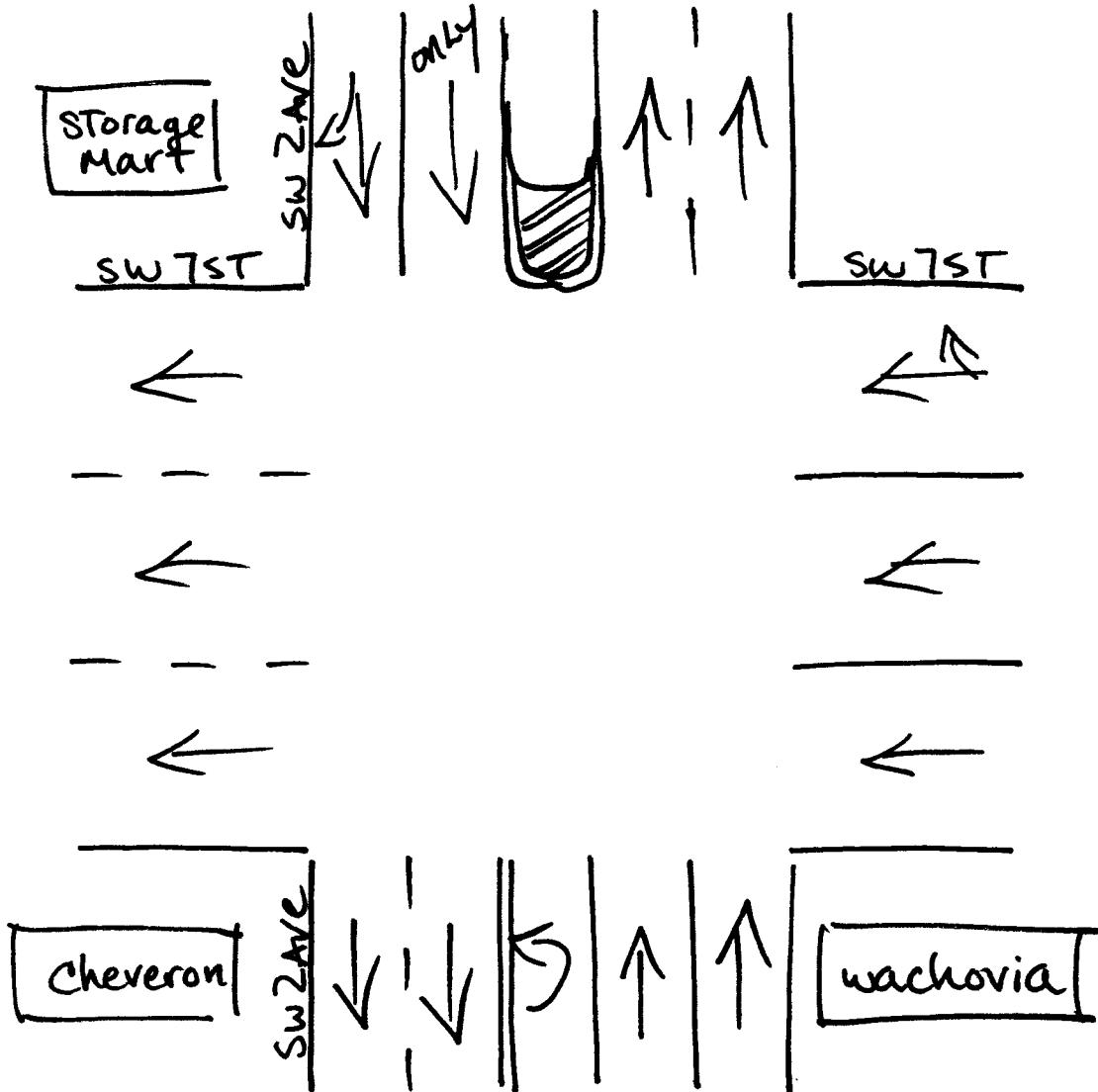
624 GARDENIA TERRACE
 DELRAY BEACH, FLORIDA 33444
 (561) 272-3255 FAX (561) 272-4381

Site Code : 00090010
 Start Date: 03/24/09
 File I.D. : 7ST_2AVE
 Page : 1

PEDESTRIANS

Date 03/24/09	SW 2ND AVENUE From North				SW 7TH STREET From East				SW 2ND AVENUE From South				SW 7TH STREET From West				Total
	Left	Thru	RIGHT	PEDS	Left	Thru	RIGHT	PEDS	Left	Thru	RIGHT	PEDS	Left	Thru	RIGHT	PEDS	
07:00	0	0	0	6	0	0	0	4	0	0	0	1	0	0	0	3	14
07:15	0	0	0	5	0	0	0	3	0	0	0	2	0	0	0	3	13
07:30	0	0	0	7	0	0	0	4	0	0	0	5	0	0	0	2	18
07:45	0	0	0	1	0	0	0	1	0	0	0	5	0	0	0	2	9
Hr Total	0	0	0	19	0	0	0	12	0	0	0	13	0	0	0	10	54
08:00	0	0	0	1	0	0	0	0	0	0	0	0	0	0	0	2	3
08:15	0	0	0	1	0	0	0	0	0	0	0	1	0	0	0	9	11
08:30	0	0	0	6	0	0	0	0	0	0	0	0	0	0	0	3	9
08:45	0	0	0	9	0	0	0	5	0	0	0	1	0	0	0	6	21
Hr Total	0	0	0	17	0	0	0	5	0	0	0	2	0	0	0	20	44
* BREAK *																	
16:00	0	0	0	11	0	0	0	0	0	0	0	1	0	0	0	2	14
16:15	0	0	0	8	0	0	0	2	0	0	0	0	0	0	0	0	10
16:30	0	0	0	2	0	0	0	1	0	0	0	0	0	0	0	0	3
16:45	0	0	0	4	0	0	0	0	0	0	0	0	0	0	0	2	6
Hr Total	0	0	0	25	0	0	0	3	0	0	0	1	0	0	0	4	33
17:00	0	0	0	2	0	0	0	5	0	0	0	0	0	0	0	2	9
17:15	0	0	0	2	0	0	0	3	0	0	0	0	0	0	0	0	5
17:30	0	0	0	4	0	0	0	0	0	0	0	0	0	0	0	2	6
17:45	0	0	0	12	0	0	0	0	0	0	0	0	0	0	0	8	20
Hr Total	0	0	0	20	0	0	0	8	0	0	0	0	0	0	0	12	40
TOTAL	0	0	0	81	0	0	0	28	0	0	0	16	0	0	0	46	171

↑
North



Miami, Florida

March 24, 2009

drawn by: Luis Palomino
Signalized

SW 8TH STREET & SW 2ND AVENUE
 MIAMI, FLORIDA
 COUNTED BY: MICHAEL MALONE
 SIGNALIZED

TRAFFIC SURVEY SPECIALISTS, INC.
 624 GARDENIA TERRACE
 DELRAY BEACH, FLORIDA 33444
 (561) 272-3255 FAX (561) 272-4381

Site Code : 00090010
 Start Date: 03/24/09
 File I.D. : 8ST_2AVE
 Page : 1

LIGHT VEHICLES, HEAVY VEHICLES

Date	SW 2ND AVENUE From North				SW 8TH STREET From East				SW 2ND AVENUE From South				SW 8TH STREET From West				Total
	UTurn	Left	Thru	Right	UTurn	Left	Thru	Right	UTurn	Left	Thru	Right	UTurn	Left	Thru	Right	
03/24/09	-----																
07:00	0	10	15	0	0	0	0	0	0	0	52	8	0	63	236	42	426
07:15	0	15	26	0	0	0	0	0	0	0	76	14	0	79	237	49	496
07:30	0	15	22	0	0	0	0	0	0	0	84	17	0	92	289	66	585
07:45	0	18	32	0	0	0	0	0	0	0	104	15	0	85	344	43	641
Hr Total	0	58	95	0	0	0	0	0	0	0	316	54	0	319	1106	200	2148
08:00	0	25	38	0	0	0	0	0	0	0	110	23	0	73	342	52	663
08:15	0	35	41	0	0	0	0	0	0	0	103	16	0	88	458	74	815
08:30	0	35	43	0	0	0	0	0	0	0	133	22	0	92	473	72	870
08:45	0	39	55	0	0	0	0	0	0	0	113	14	0	81	522	68	892
Hr Total	0	134	177	0	0	0	0	0	0	0	459	75	0	334	1795	266	3240
----- * BREAK * -----																	
16:00	0	35	77	0	0	0	0	0	0	0	68	9	0	50	212	59	510
16:15	1	22	71	0	0	0	0	0	0	0	71	20	0	36	202	60	483
16:30	0	22	85	0	0	0	0	0	0	0	65	20	0	56	209	77	534
16:45	0	27	95	0	0	0	0	0	0	0	64	18	0	52	206	78	540
Hr Total	1	106	328	0	0	0	0	0	0	0	268	67	0	194	829	274	2067
17:00	0	29	89	0	0	0	0	0	0	0	62	10	0	58	272	77	597
17:15	1	31	106	0	0	0	0	0	0	0	57	11	0	51	242	83	582
17:30	0	34	93	0	0	0	0	0	0	0	57	12	0	46	239	71	552
17:45	0	34	100	0	0	0	0	0	0	0	81	18	0	45	273	70	621
Hr Total	1	128	388	0	0	0	0	0	0	0	257	51	0	200	1026	301	2352

TOTAL	2	426	988	0	0	0	0	0	0	0	1300	247	0	1047	4756	1041	9807

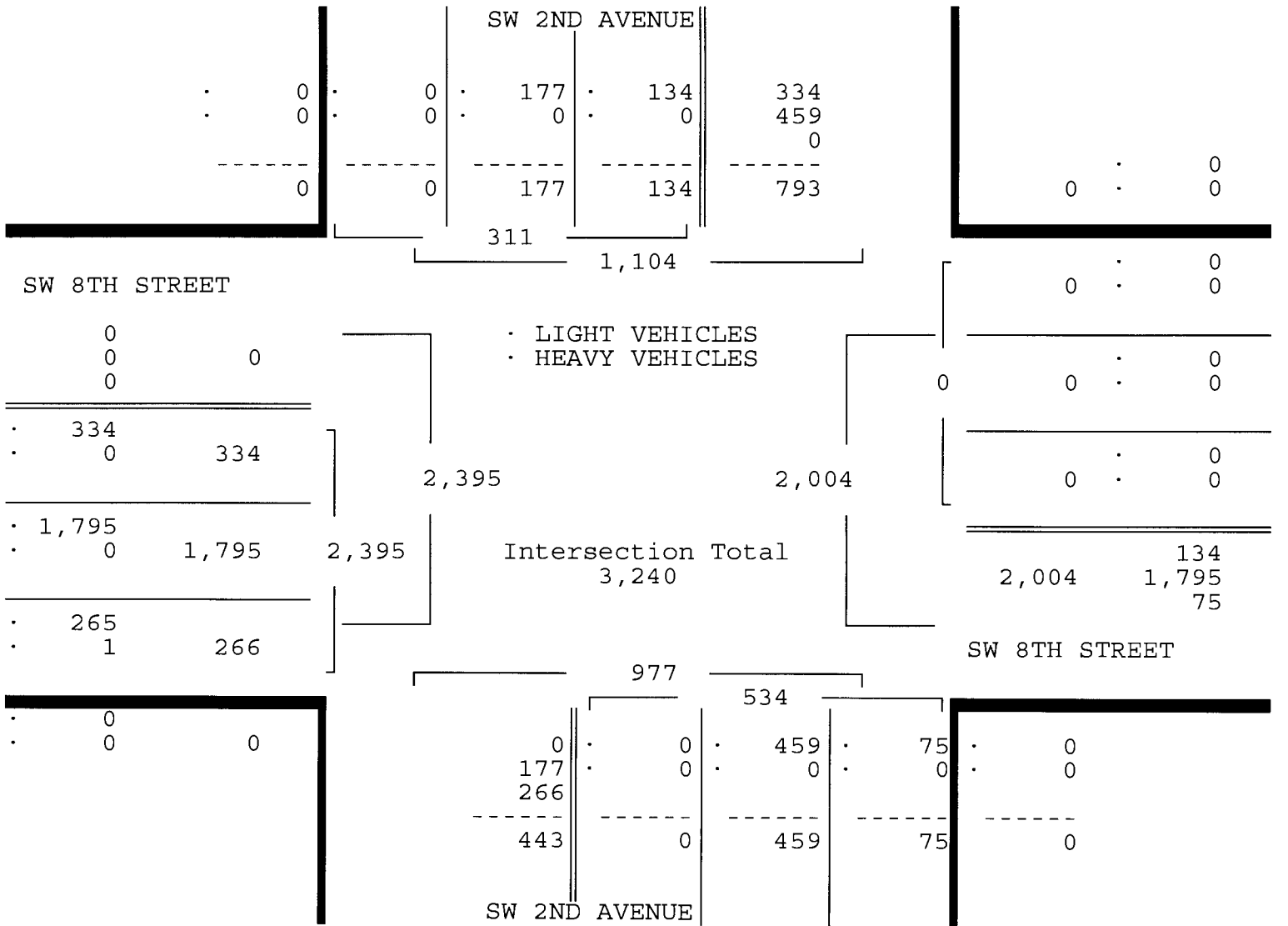
SW 8TH STREET & SW 2ND AVENUE
 MIAMI, FLORIDA
 COUNTED BY: MICHAEL MALONE
 SIGNALIZED

TRAFFIC SURVEY SPECIALISTS, INC.
 624 GARDENIA TERRACE
 DELRAY BEACH, FLORIDA 33444
 (561) 272-3255 FAX (561) 272-4381

Site Code : 00090010
 Start Date: 03/24/09
 File I.D. : 8ST_2AVE
 Page : 2

LIGHT VEHICLES, HEAVY VEHICLES

SW 2ND AVENUE From North					SW 8TH STREET From East				SW 2ND AVENUE From South				SW 8TH STREET From West				Total
UTurn	Left	Thru	Right		UTurn	Left	Thru	Right	UTurn	Left	Thru	Right	UTurn	Left	Thru	Right	
Date 03/24/09																	
Peak Hour Analysis By Entire Intersection for the Period: 07:00 to 09:00 on 03/24/09																	
Peak start 08:00					08:00				08:00				08:00				
Volume	0	134	177	0	0	0	0	0	0	0	459	75	0	334	1795	266	
Percent	0%	43%	57%	0%	0%	0%	0%	0%	0%	0%	86%	14%	0%	14%	75%	11%	
Pk total	311				0				534				2395				
Highest	08:45				07:00				08:30				08:45				
Volume	0	39	55	0	0	0	0	0	0	0	133	22	0	81	522	68	
Hi total	94				0				155				671				
PHF	.83				.0				.86				.89				



SW 8TH STREET & SW 2ND AVENUE
 MIAMI, FLORIDA
 COUNTED BY: MICHAEL MALONE
 SIGNALIZED

TRAFFIC SURVEY SPECIALISTS, INC.
 624 GARDENIA TERRACE
 DELRAY BEACH, FLORIDA 33444
 (561) 272-3255 FAX (561) 272-4381

Site Code : 00090010
 Start Date: 03/24/09
 File I.D. : 8ST_2AVE
 Page : 3

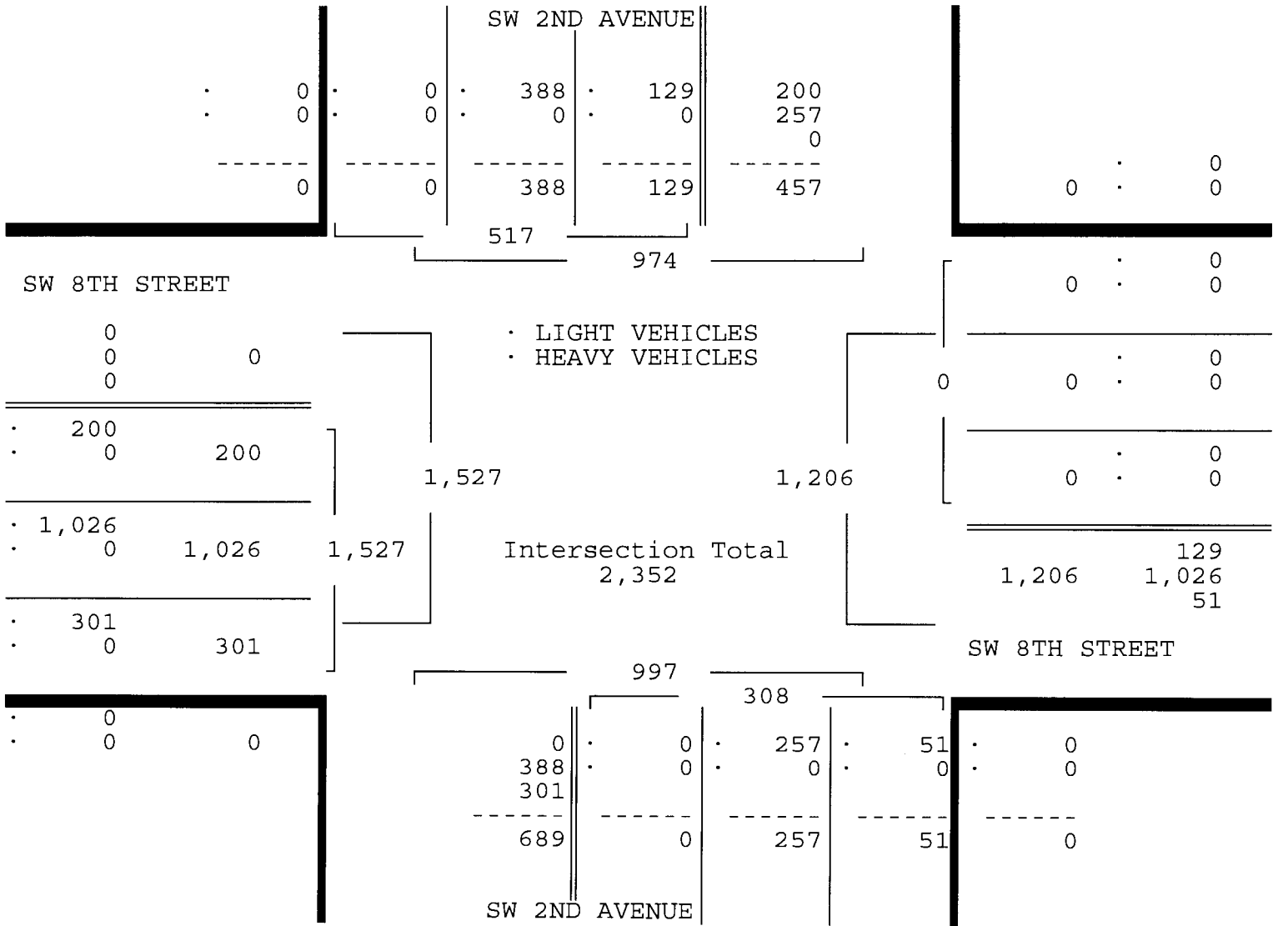
LIGHT VEHICLES, HEAVY VEHICLES

SW 2ND AVENUE From North				SW 8TH STREET From East				SW 2ND AVENUE From South				SW 8TH STREET From West				Total
U	L	T	R	U	L	T	R	U	L	T	R	U	L	T	R	

Date 03/24/09

Peak Hour Analysis By Entire Intersection for the Period: 16:00 to 18:00 on 03/24/09

Peak start 17:00				17:00				17:00				17:00			
Volume	1	128	388	0	0	0	0	0	0	257	51	0	200	1026	301
Percent	0%	25%	75%	0%	0%	0%	0%	0%	0%	83%	17%	0%	13%	67%	20%
Pk total	517			0			308			1527					
Highest	17:15			07:00			17:45			17:00					
Volume	1	31	106	0	0	0	0	0	0	81	18	0	58	272	77
Hi total	138			0			99			407					
PHF	.94			.0			.78			.94					



SW 8TH STREET & SW 2ND AVENUE
 MIAMI, FLORIDA
 COUNTED BY: MICHAEL MALONE
 SIGNALIZED

TRAFFIC SURVEY SPECIALISTS, INC.
 624 GARDENIA TERRACE
 DELRAY BEACH, FLORIDA 33444
 (561) 272-3255 FAX (561) 272-4381

Site Code : 00090010
 Start Date: 03/24/09
 File I.D. : 8ST_2AVE
 Page : 1

HEAVY VEHICLES

Date	SW 2ND AVENUE From North				SW 8TH STREET From East				SW 2ND AVENUE From South				SW 8TH STREET From West				Total
	UTurn	Left	Thru	Right	UTurn	Left	Thru	Right	UTurn	Left	Thru	Right	UTurn	Left	Thru	Right	
03/24/09	-----																
07:00	0	0	0	0	0	0	0	0	0	0	0	0	0	0	0	0	0
07:15	0	0	0	0	0	0	0	0	0	0	0	0	0	0	0	0	0
07:30	0	0	0	0	0	0	0	0	0	0	1	0	0	0	0	0	1
07:45	0	0	0	0	0	0	0	0	0	0	0	0	0	0	0	1	1
Hr Total	0	0	0	0	0	0	0	0	0	0	1	0	0	0	0	1	2
08:00	0	0	0	0	0	0	0	0	0	0	0	0	0	0	0	0	0
08:15	0	0	0	0	0	0	0	0	0	0	0	0	0	0	0	0	0
08:30	0	0	0	0	0	0	0	0	0	0	0	0	0	0	0	0	0
08:45	0	0	0	0	0	0	0	0	0	0	0	0	0	0	0	1	1
Hr Total	0	0	0	0	0	0	0	0	0	0	0	0	0	0	0	1	1
----- * BREAK * -----																	
16:00	0	0	0	0	0	0	0	0	0	0	0	0	0	0	1	0	1
16:15	0	0	0	0	0	0	0	0	0	0	0	0	0	0	0	0	0
16:30	0	0	0	0	0	0	0	0	0	0	0	0	0	0	0	1	1
16:45	0	0	0	0	0	0	0	0	0	0	0	0	0	0	1	0	1
Hr Total	0	0	0	0	0	0	0	0	0	0	0	0	0	0	2	1	3
----- * BREAK * -----																	
TOTAL	0	0	0	0	0	0	0	0	0	0	1	0	0	0	2	3	6

SW 8TH STREET & SW 2ND AVENUE
 MIAMI, FLORIDA
 COUNTED BY: MICHAEL MALONE
 SIGNALIZED

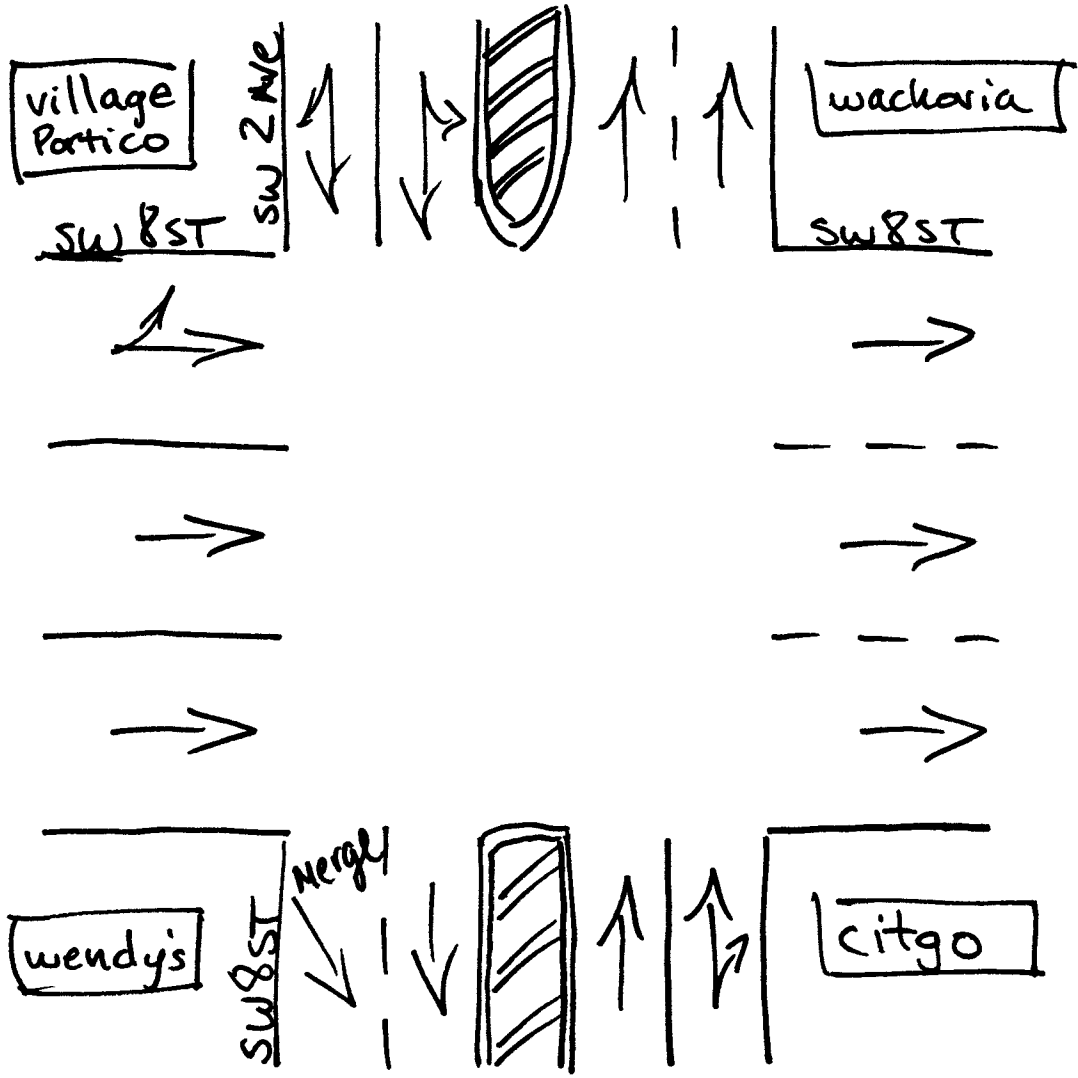
TRAFFIC SURVEY SPECIALISTS, INC.
 624 GARDENIA TERRACE
 DELRAY BEACH, FLORIDA 33444
 (561) 272-3255 FAX (561) 272-4381

Site Code : 00090010
 Start Date: 03/24/09
 File I.D. : 8ST_2AVE
 Page : 1

PEDESTRIANS

Date	SW 2ND AVENUE From North				SW 8TH STREET From East				SW 2ND AVENUE From South				SW 8TH STREET From West				Total
	Left	Thru	RIGHT	PEDS	Left	Thru	RIGHT	PEDS	Left	Thru	RIGHT	PEDS	Left	Thru	RIGHT	PEDS	
03/24/09	-----																
07:00	0	0	0	1	0	0	0	2	0	0	0	1	0	0	0	0	4
07:15	0	0	0	0	0	0	0	3	0	0	0	4	0	0	0	2	9
07:30	0	0	0	1	0	0	0	4	0	0	0	6	0	0	0	3	14
07:45	0	0	0	0	0	0	0	2	0	0	0	5	0	0	0	9	16
Hr Total	0	0	0	2	0	0	0	11	0	0	0	16	0	0	0	14	43
08:00	0	0	0	0	0	0	0	1	0	0	0	0	0	0	0	4	5
08:15	0	0	0	1	0	0	0	3	0	0	0	7	0	0	0	7	18
08:30	0	0	0	10	0	0	0	3	0	0	0	3	0	0	0	8	24
08:45	0	0	0	10	0	0	0	6	0	0	0	3	0	0	0	10	29
Hr Total	0	0	0	21	0	0	0	13	0	0	0	13	0	0	0	29	76
----- * BREAK * -----																	
16:00	0	0	0	10	0	0	0	0	0	0	0	6	0	0	0	3	19
16:15	0	0	0	12	0	0	0	2	0	0	0	2	0	0	0	1	17
16:30	0	0	0	6	0	0	0	3	0	0	0	4	0	0	0	1	14
16:45	0	0	0	6	0	0	0	2	0	0	0	11	0	0	0	7	26
Hr Total	0	0	0	34	0	0	0	7	0	0	0	23	0	0	0	12	76
17:00	0	0	0	2	0	0	0	0	0	0	0	6	0	0	0	2	10
17:15	0	0	0	3	0	0	0	4	0	0	0	3	0	0	0	1	11
17:30	0	0	0	5	0	0	0	4	0	0	0	5	0	0	0	2	16
17:45	0	0	0	3	0	0	0	2	0	0	0	1	0	0	0	4	10
Hr Total	0	0	0	13	0	0	0	10	0	0	0	15	0	0	0	9	47
TOTAL	0	0	0	70	0	0	0	41	0	0	0	67	0	0	0	64	242

North ↑



Miami, Florida

March 24, 2009

drawn by: Luis Palomino
signalized

SW 7TH STREET & SW 3RD AVENUE
 MIAMI, FLORIDA
 COUNTED BY: CARLOS RUIZ
 SIGNALIZED

TRAFFIC SURVEY SPECIALISTS, INC.
 624 GARDENIA TERRACE
 DELRAY BEACH, FLORIDA 33444
 (561) 272-3255 FAX (561) 272-4381

Site Code : 00090010
 Start Date: 03/25/09
 File I.D. : 7ST_3AVE
 Page : 1

LIGHT VEHICLES, HEAVY VEHICLES

Date	SW 3RD AVENUE From North				SW 7TH STREET From East				SW 3RD AVENUE From South				SW 7TH STREET From West				Total
	UTurn	Left	Thru	Right	UTurn	Left	Thru	Right	UTurn	Left	Thru	Right	UTurn	Left	Thru	Right	
07:00	0	0	0	0	0	82	94	9	0	29	17	0	0	0	0	0	231
07:15	0	0	0	0	0	89	91	6	0	23	15	0	0	0	0	0	224
07:30	0	0	0	0	0	97	133	20	0	28	26	0	0	0	0	0	304
07:45	0	0	0	0	0	95	143	14	0	27	17	0	0	0	0	0	296
Hr Total	0	0	0	0	0	363	461	49	0	107	75	0	0	0	0	0	1055
08:00	0	0	0	0	0	97	158	18	0	31	31	0	0	0	0	0	335
08:15	0	0	0	0	0	95	157	25	0	25	44	0	0	0	0	0	346
08:30	0	0	0	0	0	106	190	8	0	25	18	0	0	0	0	0	347
08:45	0	0	0	0	0	93	191	13	0	21	15	0	0	0	0	0	333
Hr Total	0	0	0	0	0	391	696	64	0	102	108	0	0	0	0	0	1361
* BREAK *																	
16:00	0	0	0	0	0	125	275	40	0	41	33	0	0	0	0	0	514
16:15	0	0	0	0	0	119	216	33	0	45	58	0	0	0	0	0	471
16:30	0	0	0	0	0	116	250	41	0	55	35	0	0	0	0	0	497
16:45	0	0	0	0	0	126	259	64	0	39	44	0	0	0	0	0	532
Hr Total	0	0	0	0	0	486	1000	178	0	180	170	0	0	0	0	0	2014
17:00	0	0	0	0	0	121	285	67	0	38	39	0	0	0	0	0	550
17:15	0	0	0	0	0	130	299	56	0	35	48	0	0	0	0	0	568
17:30	0	0	0	0	0	116	261	57	0	49	44	0	0	0	0	0	527
17:45	0	0	0	0	0	91	248	47	0	36	54	0	0	0	0	0	476
Hr Total	0	0	0	0	0	458	1093	227	0	158	185	0	0	0	0	0	2121
TOTAL	0	0	0	0	0	1698	3250	518	0	547	538	0	0	0	0	0	6551

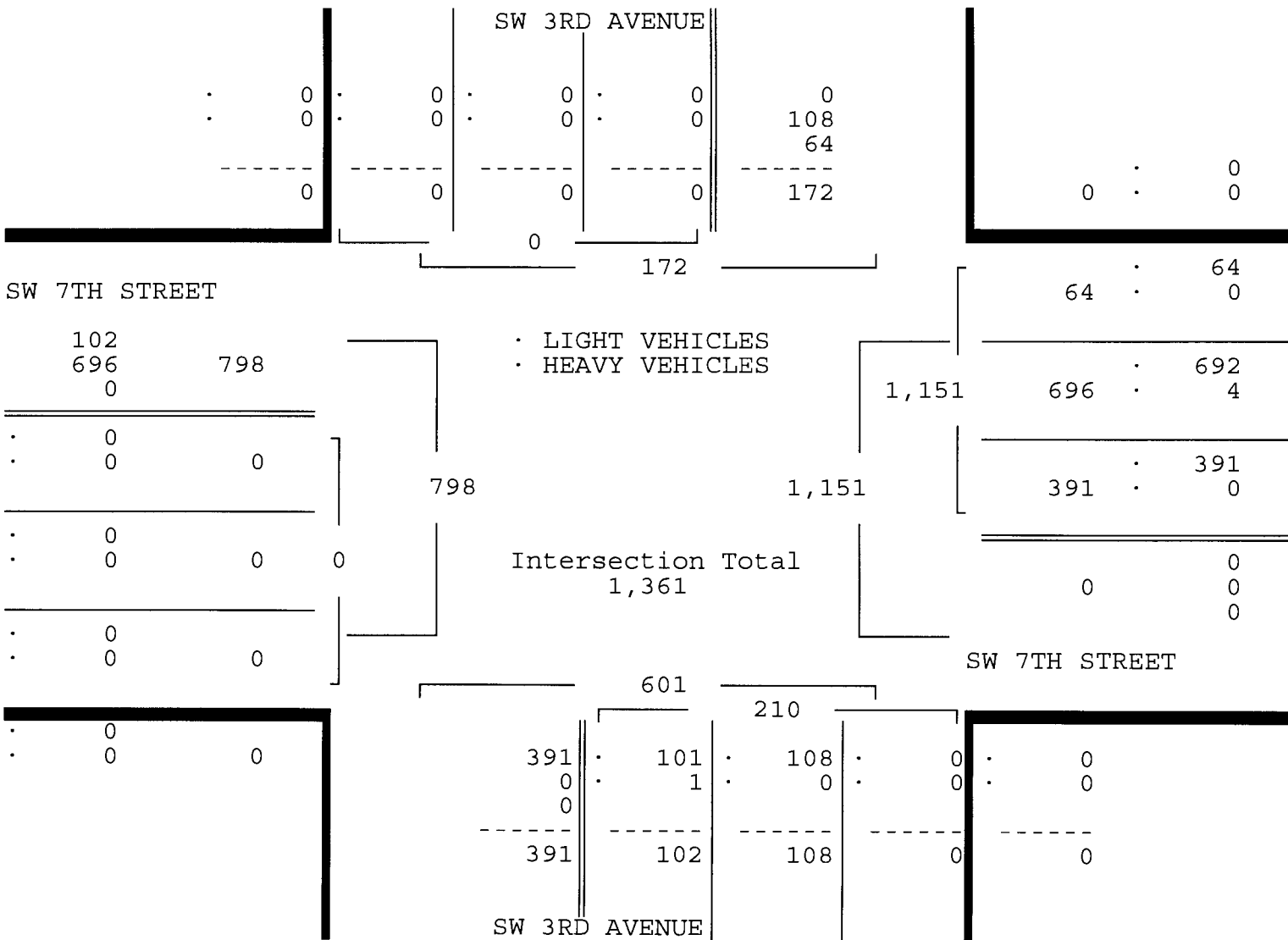
SW 7TH STREET & SW 3RD AVENUE
 MIAMI, FLORIDA
 COUNTED BY: CARLOS RUIZ
 SIGNALIZED

TRAFFIC SURVEY SPECIALISTS, INC.
 624 GARDENIA TERRACE
 DELRAY BEACH, FLORIDA 33444
 (561) 272-3255 FAX (561) 272-4381

Site Code : 00090010
 Start Date: 03/25/09
 File I.D. : 7ST_3AVE
 Page : 2

LIGHT VEHICLES, HEAVY VEHICLES

SW 3RD AVENUE From North				SW 7TH STREET From East				SW 3RD AVENUE From South				SW 7TH STREET From West				Total
UTurn	Left	Thru	Right	UTurn	Left	Thru	Right	UTurn	Left	Thru	Right	UTurn	Left	Thru	Right	
Date 03/25/09																
Peak Hour Analysis By Entire Intersection for the Period: 07:00 to 09:00 on 03/25/09																
Peak start 08:00				08:00				08:00				08:00				
Volume	0	0	0	0	0	391	696	64	0	102	108	0	0	0	0	
Percent	0%	0%	0%	0%	0%	34%	60%	6%	0%	49%	51%	0%	0%	0%	0%	
Pk total	0			1151			210			0						
Highest	07:00			08:30			08:15			07:00						
Volume	0	0	0	0	0	106	190	8	0	25	44	0	0	0	0	
Hi total	0			304			69			0						
PHF	.0			.95			.76			.0						



SW 7TH STREET & SW 3RD AVENUE
 MIAMI, FLORIDA
 COUNTED BY: CARLOS RUIZ
 SIGNALIZED

TRAFFIC SURVEY SPECIALISTS, INC.
 624 GARDENIA TERRACE
 DELRAY BEACH, FLORIDA 33444
 (561) 272-3255 FAX (561) 272-4381

Site Code : 00090010
 Start Date: 03/25/09
 File I.D. : 7ST_3AVE
 Page : 3

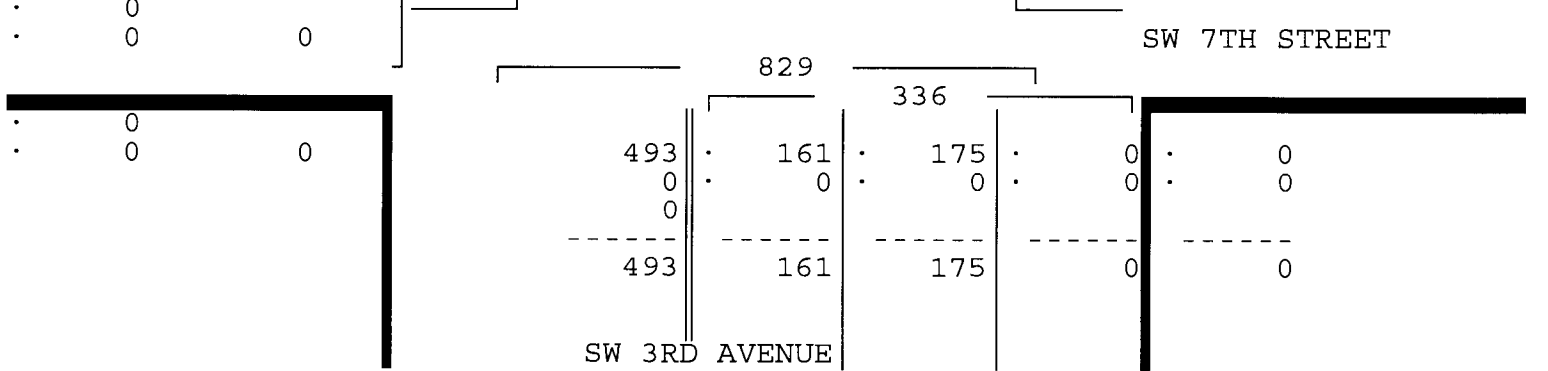
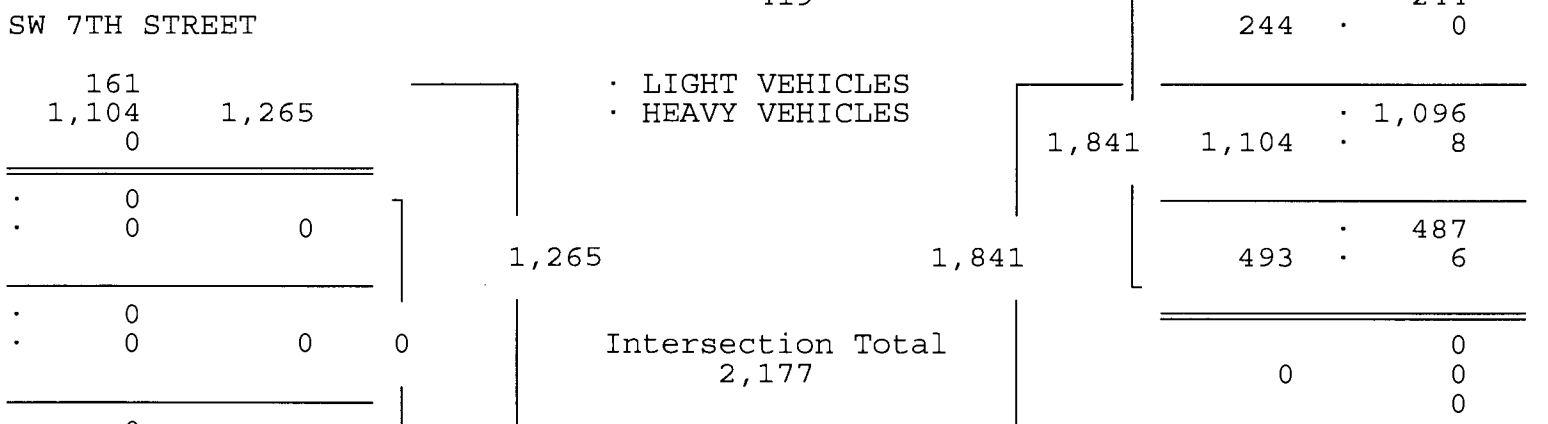
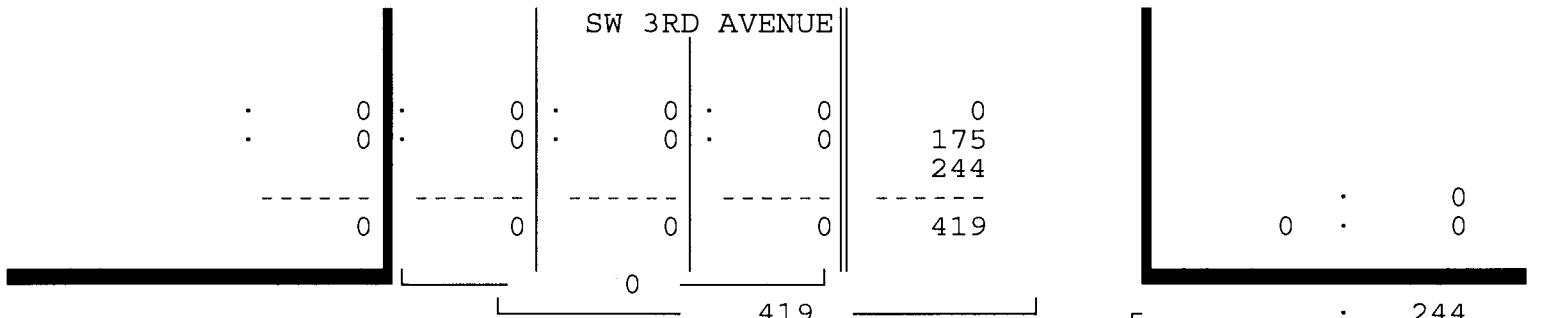
LIGHT VEHICLES, HEAVY VEHICLES

SW 3RD AVENUE From North				SW 7TH STREET From East				SW 3RD AVENUE From South				SW 7TH STREET From West				Total
U	L	T	R	U	L	T	R	U	L	T	R	U	L	T	R	

Date 03/25/09

Peak Hour Analysis By Entire Intersection for the Period: 16:00 to 18:00 on 03/25/09

Peak start 16:45				16:45				16:45				16:45			
Volume	0	0	0	0	493	1104	244	0	161	175	0	0	0	0	0
Percent	0%	0%	0%	0%	27%	60%	13%	0%	48%	52%	0%	0%	0%	0%	0%
Pk total	0			1841			336			0			0		
Highest	07:00			17:15			17:30			07:00					
Volume	0	0	0	0	130	299	56	0	49	44	0	0	0	0	0
Hi total	0			485			93			0			0		
PHF	.0			.95			.90			.0			.0		



SW 7TH STREET & SW 3RD AVENUE
 MIAMI, FLORIDA
 COUNTED BY: CARLOS RUIZ
 SIGNALIZED

TRAFFIC SURVEY SPECIALISTS, INC.
 624 GARDENIA TERRACE
 DELRAY BEACH, FLORIDA 33444
 (561) 272-3255 FAX (561) 272-4381

Site Code : 00090010
 Start Date: 03/25/09
 File I.D. : 7ST_3AVE
 Page : 1

HEAVY VEHICLES

Date	SW 3RD AVENUE From North				SW 7TH STREET From East				SW 3RD AVENUE From South				SW 7TH STREET From West				Total
	UTurn	Left	Thru	Right	UTurn	Left	Thru	Right	UTurn	Left	Thru	Right	UTurn	Left	Thru	Right	
03/25/09	-----																
07:00	0	0	0	0	0	1	1	0	0	0	0	0	0	0	0	0	2
07:15	0	0	0	0	0	0	0	0	0	0	0	0	0	0	0	0	0
07:30	0	0	0	0	0	0	1	0	0	0	0	0	0	0	0	0	1
07:45	0	0	0	0	0	0	1	0	0	0	0	0	0	0	0	0	1
Hr Total	0	0	0	0	0	1	3	0	0	0	0	0	0	0	0	0	4
08:00	0	0	0	0	0	0	0	0	0	0	0	0	0	0	0	0	0
08:15	0	0	0	0	0	0	2	0	0	0	0	0	0	0	0	0	2
08:30	0	0	0	0	0	0	1	0	0	1	0	0	0	0	0	0	2
08:45	0	0	0	0	0	0	1	0	0	0	0	0	0	0	0	0	1
Hr Total	0	0	0	0	0	0	4	0	0	1	0	0	0	0	0	0	5
----- * BREAK * -----																	
16:00	0	0	0	0	0	0	0	0	0	0	0	0	0	0	0	0	0
16:15	0	0	0	0	0	0	0	0	0	0	0	0	0	0	0	0	0
16:30	0	0	0	0	0	0	1	0	0	1	0	0	0	0	0	0	2
16:45	0	0	0	0	0	0	0	0	0	0	0	0	0	0	0	0	0
Hr Total	0	0	0	0	0	0	1	0	0	1	0	0	0	0	0	0	2
17:00	0	0	0	0	0	0	0	0	0	0	0	0	0	0	0	0	0
17:15	0	0	0	0	0	0	0	0	0	0	0	0	0	0	0	0	0
17:30	0	0	0	0	0	6	8	0	0	0	0	0	0	0	0	0	14
17:45	0	0	0	0	0	0	0	0	0	0	0	0	0	0	0	0	0
Hr Total	0	0	0	0	0	6	8	0	0	0	0	0	0	0	0	0	14

TOTAL	0	0	0	0	0	7	16	0	0	2	0	0	0	0	0	0	25

TRAFFIC SURVEY SPECIALISTS, INC.

SW 7TH STREET & SW 3RD AVENUE

624 GARDENIA TERRACE

Site Code : 00090010

MIAMI, FLORIDA

DELRAY BEACH, FLORIDA 33444

Start Date: 03/25/09

COUNTED BY: CARLOS RUIZ

(561) 272-3255 FAX (561) 272-4381

File I.D. : 7ST_3AVE

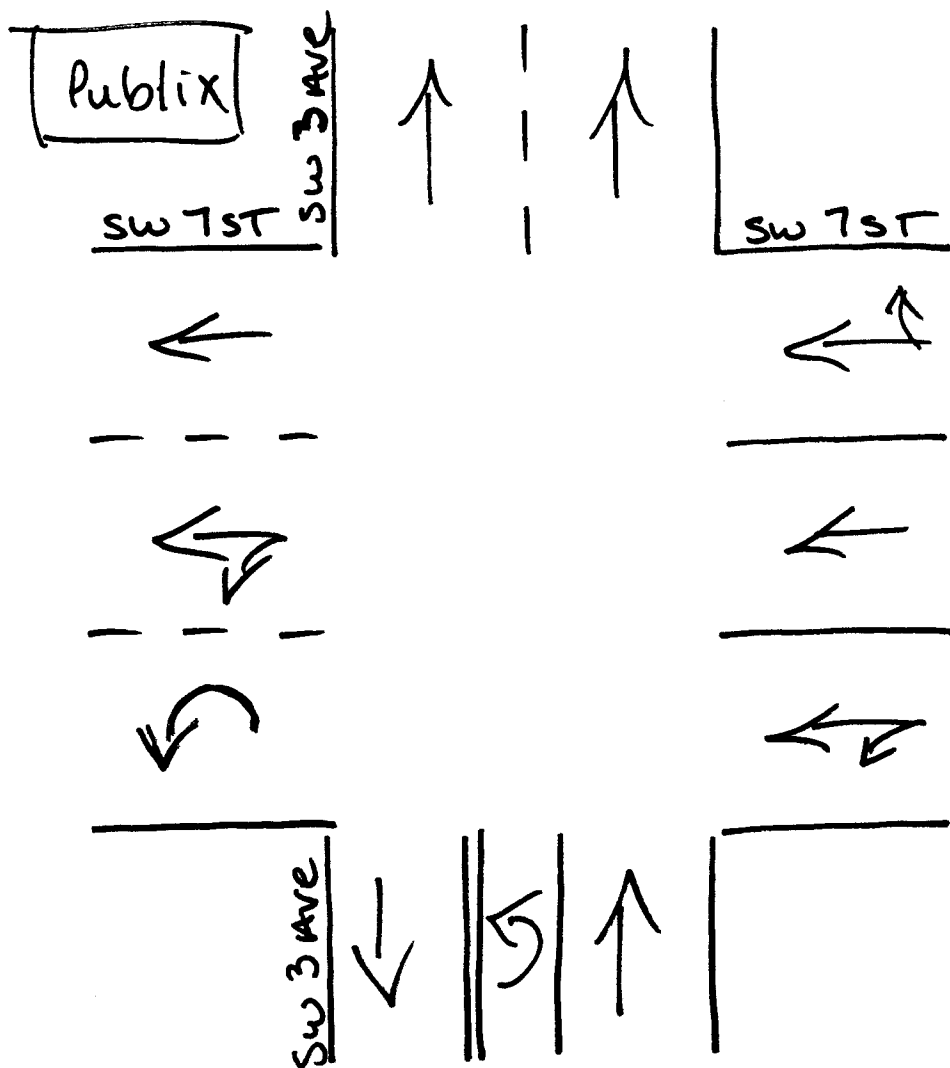
SIGNALIZED

Page : 1

PEDESTRIANS

Date	SW 3RD AVENUE From North				SW 7TH STREET From East				SW 3RD AVENUE From South				SW 7TH STREET From West				Total
	Left	Thru	RIGHT	PEDS	Left	Thru	RIGHT	PEDS	Left	Thru	RIGHT	PEDS	Left	Thru	RIGHT	PEDS	
03/25/09																	
07:00	0	0	0	3	0	0	0	1	0	0	0	0	0	0	0	3	7
07:15	0	0	0	2	0	0	0	0	0	0	0	0	0	0	0	0	2
07:30	0	0	0	1	0	0	0	3	0	0	0	0	0	0	0	0	4
07:45	0	0	0	0	0	0	0	2	0	0	0	2	0	0	0	0	4
Hr Total	0	0	0	6	0	0	0	6	0	0	0	2	0	0	0	3	17
08:00	0	0	0	3	0	0	0	3	0	0	0	0	0	0	0	1	7
08:15	0	0	0	2	0	0	0	6	0	0	0	0	0	0	0	0	8
08:30	0	0	0	2	0	0	0	2	0	0	0	1	0	0	0	0	5
08:45	0	0	0	3	0	0	0	3	0	0	0	2	0	0	0	2	10
Hr Total	0	0	0	10	0	0	0	14	0	0	0	3	0	0	0	3	30
* BREAK *																	
16:00	0	0	0	3	0	0	0	1	0	0	0	1	0	0	0	0	5
16:15	0	0	0	5	0	0	0	4	0	0	0	0	0	0	0	0	9
16:30	0	0	0	4	0	0	0	3	0	0	0	1	0	0	0	1	9
16:45	0	0	0	6	0	0	0	1	0	0	0	3	0	0	0	2	12
Hr Total	0	0	0	18	0	0	0	9	0	0	0	5	0	0	0	3	35
17:00	0	0	0	4	0	0	0	8	0	0	0	0	0	0	0	2	14
17:15	0	0	0	7	0	0	0	8	0	0	0	0	0	0	0	1	16
17:30	0	0	0	4	0	0	0	6	0	0	0	3	0	0	0	2	15
17:45	0	0	0	3	0	0	0	10	0	0	0	1	0	0	0	3	17
Hr Total	0	0	0	18	0	0	0	32	0	0	0	4	0	0	0	8	62
TOTAL	0	0	0	52	0	0	0	61	0	0	0	14	0	0	0	17	144

↑
North



Miami, Florida

March 26, 2009

drawn by: Luis Palomino
signalized

SW 8TH STREET & SW 3RD AVENUE
 MIAMI, FLORIDA
 COUNTED BY: GIANCARLO JOHN
 SIGNALIZED

TRAFFIC SURVEY SPECIALISTS, INC.
 624 GARDENIA TERRACE
 DELRAY BEACH, FLORIDA 33444
 (561) 272-3255 FAX (561) 272-4381

Site Code : 00090010
 Start Date: 03/25/09
 File I.D. : 8ST_3AVE
 Page : 1

LIGHT VEHICLES, HEAVY VEHICLES

Date	SW 3RD AVENUE From North				SW 8TH STREET From East				SW 3RD AVENUE From South				SW 8TH STREET From West				Total
	UTurn	Left	Thru	Right	UTurn	Left	Thru	Right	UTurn	Left	Thru	Right	UTurn	Left	Thru	Right	
03/25/09																	
07:00	0	1	83	0	0	0	0	0	0	0	32	38	0	11	311	33	509
07:15	0	0	80	0	0	0	0	0	0	0	37	54	0	7	315	43	536
07:30	0	5	87	0	0	0	0	0	0	0	36	53	0	14	337	51	583
07:45	0	0	89	0	0	0	0	0	0	0	38	52	0	10	402	55	646
Hr Total	0	6	339	0	0	0	0	0	0	0	143	197	0	42	1365	182	2274
08:00	0	2	94	0	0	0	0	0	0	0	57	66	0	9	435	47	710
08:15	0	7	113	0	0	0	0	0	0	0	57	89	0	11	459	58	794
08:30	0	3	98	0	0	0	0	0	0	0	26	70	0	10	458	54	719
08:45	0	3	94	0	0	0	0	0	0	0	30	71	0	6	453	52	709
Hr Total	0	15	399	0	0	0	0	0	0	0	170	296	0	36	1805	211	2932
* BREAK *																	
16:00	1	5	105	0	0	0	0	0	0	0	49	34	0	23	266	19	502
16:15	0	9	122	0	0	0	0	0	0	0	67	44	0	22	256	19	539
16:30	0	8	123	0	0	0	0	0	0	0	62	34	0	27	243	7	504
16:45	0	5	104	0	0	0	0	0	0	0	43	37	0	26	275	23	513
Hr Total	1	27	454	0	0	0	0	0	0	0	221	149	0	98	1040	68	2058
17:00	0	5	116	0	0	0	0	0	0	0	54	49	0	22	265	10	521
17:15	0	6	134	0	0	0	0	0	0	0	60	42	0	16	301	19	578
17:30	0	7	122	0	0	0	0	0	0	0	73	53	0	24	272	12	563
17:45	0	4	101	0	0	0	0	0	0	0	66	51	0	19	290	18	549
Hr Total	0	22	473	0	0	0	0	0	0	0	253	195	0	81	1128	59	2211
TOTAL	1	70	1665	0	0	0	0	0	0	0	787	837	0	257	5338	520	9475

SW 8TH STREET & SW 3RD AVENUE
 MIAMI, FLORIDA
 COUNTED BY: GIANCARLO JOHN
 SIGNALIZED

TRAFFIC SURVEY SPECIALISTS, INC.
 624 GARDENIA TERRACE
 DELRAY BEACH, FLORIDA 33444
 (561) 272-3255 FAX (561) 272-4381

Site Code : 00090010
 Start Date: 03/25/09
 File I.D. : 8ST_3AVE
 Page : 2

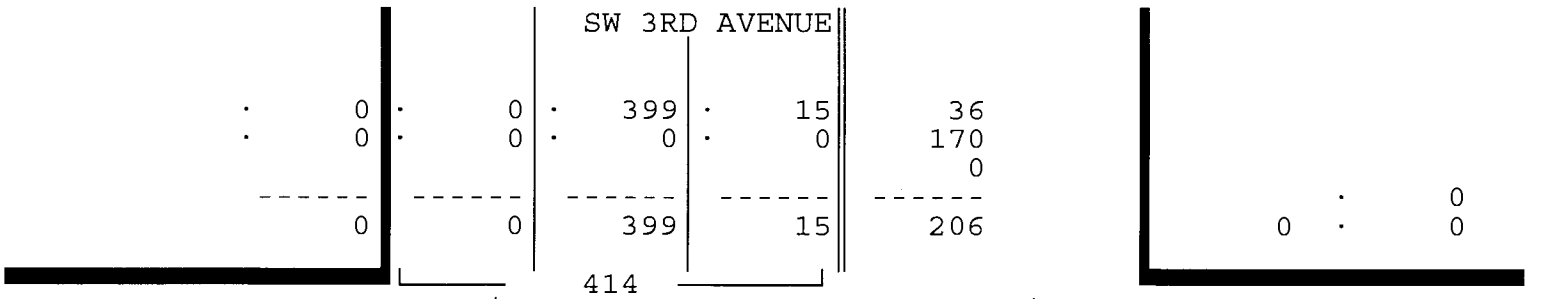
LIGHT VEHICLES, HEAVY VEHICLES

SW 3RD AVENUE				SW 8TH STREET				SW 3RD AVENUE				SW 8TH STREET				Total
From North				From East				From South				From West				
UTurn	Left	Thru	Right	UTurn	Left	Thru	Right	UTurn	Left	Thru	Right	UTurn	Left	Thru	Right	

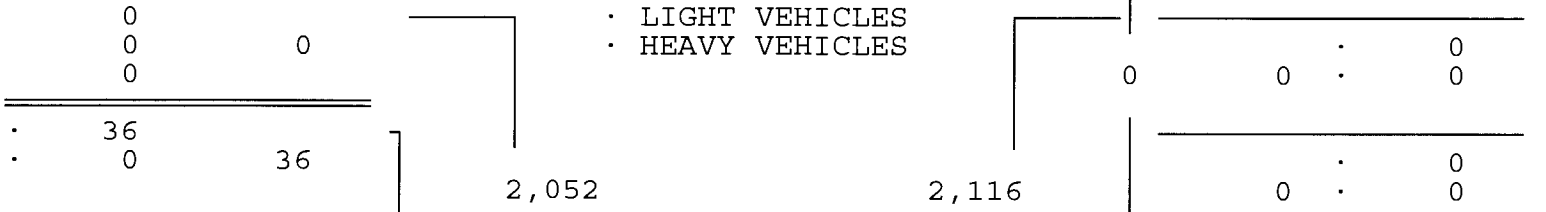
Date 03/25/09

Peak Hour Analysis By Entire Intersection for the Period: 07:00 to 09:00 on 03/25/09

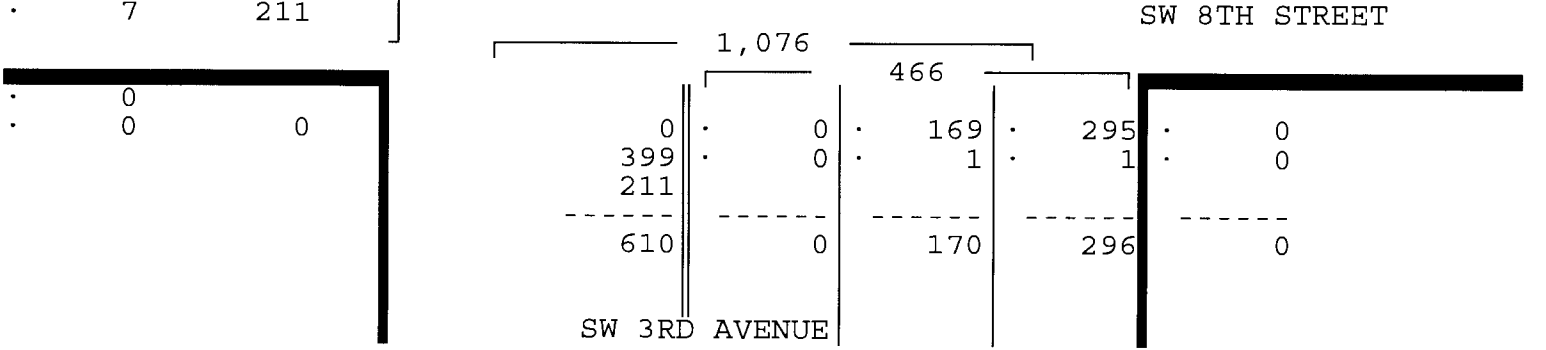
Peak start 08:00				08:00				08:00				08:00			
Volume	0	15	399	0	0	0	0	0	0	170	296	0	36	1805	211
Percent	0%	4%	96%	0%	0%	0%	0%	0%	0%	36%	64%	0%	2%	88%	10%
Pk total	414			0				466				2052			
Highest	08:15			07:00				08:15				08:15			
Volume	0	7	113	0	0	0	0	0	0	57	89	0	11	459	58
Hi total	120			0				146				528			
PHF	.86			.0				.80				.97			



SW 8TH STREET



0	0	0	2,052	Intersection Total	2,932	0	0	0	0	0	0
36	0	36	2,052	Intersection Total	2,932	2,116	15	1,805	296		
1,803	2	1,805	2,052	Intersection Total	2,932	2,116	15	1,805	296		
204	7	211	2,052	Intersection Total	2,932	2,116	15	1,805	296		



SW 8TH STREET & SW 3RD AVENUE
 MIAMI, FLORIDA
 COUNTED BY: GIANCARLO JOHN
 SIGNALIZED

TRAFFIC SURVEY SPECIALISTS, INC.
 624 GARDENIA TERRACE
 DELRAY BEACH, FLORIDA 33444
 (561) 272-3255 FAX (561) 272-4381

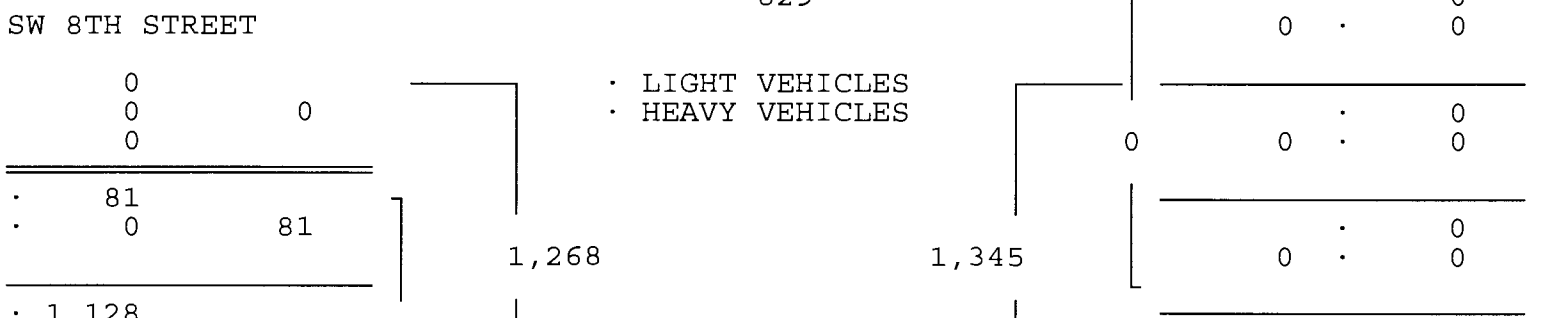
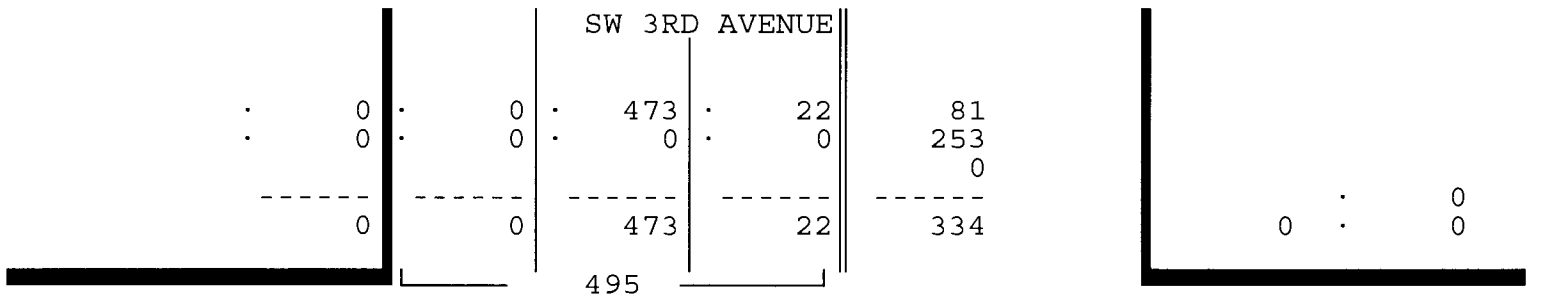
Site Code : 00090010
 Start Date: 03/25/09
 File I.D. : 8ST_3AVE
 Page : 3

LIGHT VEHICLES, HEAVY VEHICLES

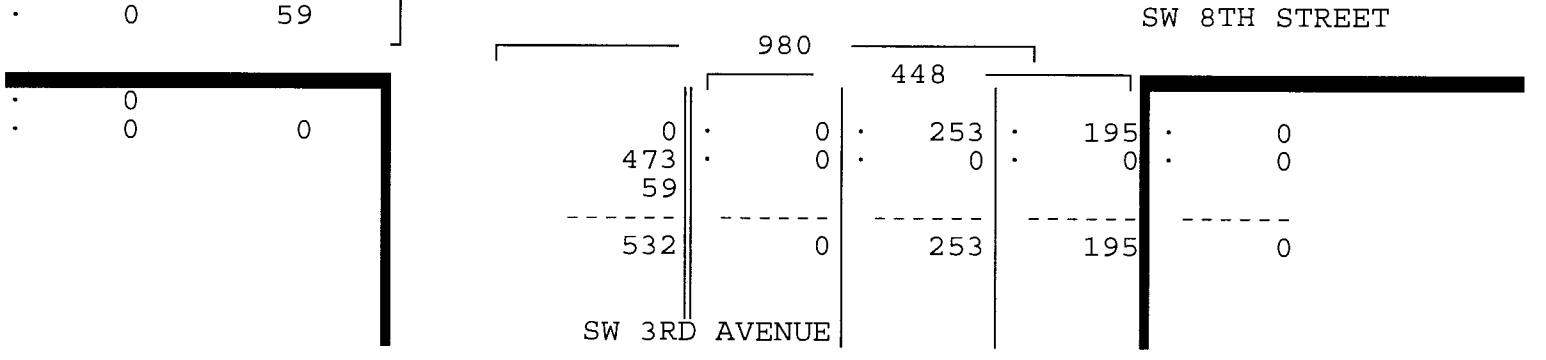
SW 3RD AVENUE From North				SW 8TH STREET From East				SW 3RD AVENUE From South				SW 8TH STREET From West				Total
UTurn	Left	Thru	Right	UTurn	Left	Thru	Right	UTurn	Left	Thru	Right	UTurn	Left	Thru	Right	

Date 03/25/09
 Peak Hour Analysis By Entire Intersection for the Period: 16:00 to 18:00 on 03/25/09

Peak start 17:00				17:00				17:00				17:00			
Volume	0	22	473	0	0	0	0	0	0	253	195	0	81	1128	59
Percent	0%	4%	96%	0%	0%	0%	0%	0%	0%	56%	44%	0%	6%	89%	5%
Pk total	495			0				448				1268			
Highest	17:15			07:00				17:30				17:15			
Volume	0	6	134	0	0	0	0	0	0	73	53	0	16	301	19
Hi total	140			0				126				336			
PHF	.88			.0				.89				.94			



Intersection Total
 2,211



SW 8TH STREET & SW 3RD AVENUE
 MIAMI, FLORIDA
 COUNTED BY: GIANCARLO JOHN
 SIGNALIZED

TRAFFIC SURVEY SPECIALISTS, INC.
 624 GARDENIA TERRACE
 DELRAY BEACH, FLORIDA 33444
 (561) 272-3255 FAX (561) 272-4381

Site Code : 00090010
 Start Date: 03/25/09
 File I.D. : 8ST_3AVE
 Page : 1

HEAVY VEHICLES

Date	SW 3RD AVENUE From North				SW 8TH STREET From East				SW 3RD AVENUE From South				SW 8TH STREET From West				Total
	UTurn	Left	Thru	Right	UTurn	Left	Thru	Right	UTurn	Left	Thru	Right	UTurn	Left	Thru	Right	
03/25/09																	
07:00	0	0	1	0	0	0	0	0	0	0	0	0	0	0	0	1	2
07:15	0	0	0	0	0	0	0	0	0	0	0	1	0	0	0	1	2
07:30	0	0	0	0	0	0	0	0	0	0	0	0	0	0	3	6	9
07:45	0	0	0	0	0	0	0	0	0	0	0	0	0	0	2	3	5
Hr Total	0	0	1	0	0	0	0	0	0	0	0	1	0	0	5	11	18
08:00	0	0	0	0	0	0	0	0	0	0	0	0	0	0	1	1	2
08:15	0	0	0	0	0	0	0	0	0	0	0	1	0	0	0	2	3
08:30	0	0	0	0	0	0	0	0	0	0	1	0	0	0	1	2	4
08:45	0	0	0	0	0	0	0	0	0	0	0	0	0	0	0	2	2
Hr Total	0	0	0	0	0	0	0	0	0	0	1	1	0	0	2	7	11
* BREAK *																	
16:00	0	0	0	0	0	0	0	0	0	0	0	0	0	0	0	1	1
16:15	0	0	0	0	0	0	0	0	0	0	0	0	0	0	0	1	1
16:30	0	0	0	0	0	0	0	0	0	0	1	0	0	0	0	0	1
16:45	0	0	0	0	0	0	0	0	0	0	0	0	0	0	1	0	1
Hr Total	0	0	0	0	0	0	0	0	0	0	1	0	0	0	1	2	4
* BREAK *																	
TOTAL	0	0	1	0	0	0	0	0	0	0	2	2	0	0	8	20	33

SW 8TH STREET & SW 3RD AVENUE
 MIAMI, FLORIDA
 COUNTED BY: GIANCARLO JOHN
 SIGNALIZED

TRAFFIC SURVEY SPECIALISTS, INC.
 624 GARDENIA TERRACE
 DELRAY BEACH, FLORIDA 33444
 (561) 272-3255 FAX (561) 272-4381

Site Code : 00090010
 Start Date: 03/25/09
 File I.D. : 8ST_3AVE
 Page : 1

PEDESTRIANS

Date	SW 3RD AVENUE From North				SW 8TH STREET From East				SW 3RD AVENUE From South				SW 8TH STREET From West				Total
	Left	Thru	RIGHT	PEDS	Left	Thru	RIGHT	PEDS	Left	Thru	RIGHT	PEDS	Left	Thru	RIGHT	PEDS	
07:00	0	0	0	1	0	0	0	1	0	0	0	0	0	0	0	0	2
07:15	0	0	0	1	0	0	0	0	0	0	0	0	0	0	0	3	4
07:30	0	0	0	0	0	0	0	0	0	0	0	0	0	0	0	0	0
07:45	0	0	0	0	0	0	0	5	0	0	0	1	0	0	0	0	6
Hr Total	0	0	0	2	0	0	0	6	0	0	0	1	0	0	0	3	12
08:00	0	0	0	2	0	0	0	0	0	0	0	1	0	0	0	0	3
08:15	0	0	0	0	0	0	0	2	0	0	0	1	0	0	0	1	4
08:30	0	0	0	1	0	0	0	0	0	0	0	0	0	0	0	0	1
08:45	0	0	0	1	0	0	0	1	0	0	0	0	0	0	0	0	2
Hr Total	0	0	0	4	0	0	0	3	0	0	0	2	0	0	0	1	10
----- * BREAK * -----																	
16:00	0	0	0	1	0	0	0	0	0	0	0	2	0	0	0	1	4
16:15	0	0	0	1	0	0	0	4	0	0	0	1	0	0	0	2	8
16:30	0	0	0	1	0	0	0	1	0	0	0	6	0	0	0	0	8
16:45	0	0	0	8	0	0	0	3	0	0	0	10	0	0	0	1	22
Hr Total	0	0	0	11	0	0	0	8	0	0	0	19	0	0	0	4	42
17:00	0	0	0	4	0	0	0	0	0	0	0	4	0	0	0	0	8
17:15	0	0	0	3	0	0	0	3	0	0	0	0	0	0	0	2	8
17:30	0	0	0	2	0	0	0	2	0	0	0	3	0	0	0	0	7
17:45	0	0	0	4	0	0	0	5	0	0	0	0	0	0	0	0	9
Hr Total	0	0	0	13	0	0	0	10	0	0	0	7	0	0	0	2	32
TOTAL	0	0	0	30	0	0	0	27	0	0	0	29	0	0	0	10	96

EB SW 3RD AVENUE TO NB I 95
 MIAMI, FLORIDA
 COUNTED BY: GIANCARLO JOHN
 NOT SIGNALIZED

TRAFFIC SURVEY SPECIALISTS, INC.
 624 GARDENIA TERRACE
 DELRAY BEACH, FLORIDA 33444
 (561) 272-3255 FAX (561) 272-4381

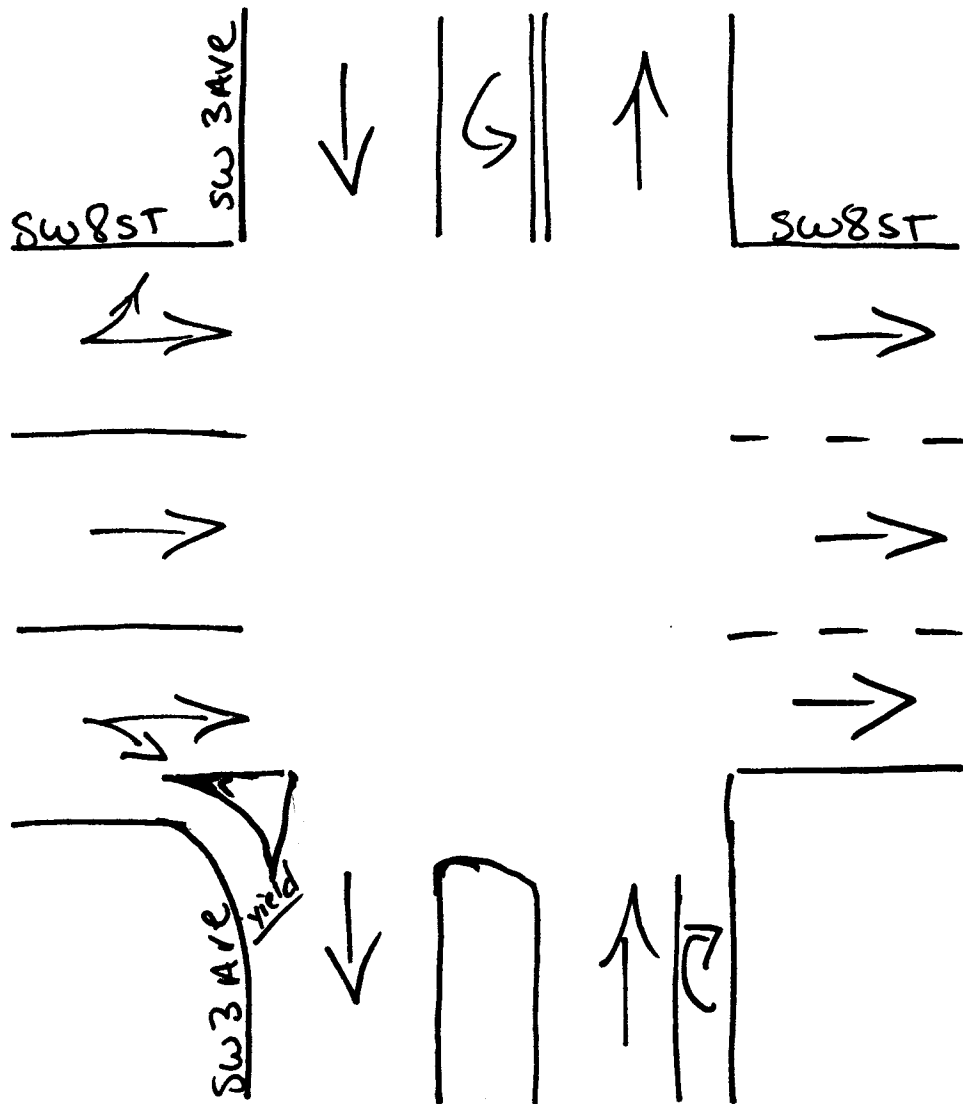
Site Code : 00090010
 Start Date: 03/25/09
 File I.D. : 8ST3AV95
 Page : 1

ALL VEHICLES

Date	SW 3RD AVENUE From North				SW 8TH STREET From East				TO NB I 95 From South				SW 8TH STREET From West				Total
	Left	Thru	Right	Peds	Left	Thru	Right	Peds	Left	Thru	Right	Peds	Left	Thru	Right	Peds	
03/25/09	-----																
07:00	0	0	0	0	0	0	0	0	0	0	0	0	0	0	168	0	168
07:15	0	0	0	0	0	0	0	0	0	0	0	0	0	0	178	0	178
07:30	0	0	0	0	0	0	0	0	0	0	0	0	0	0	241	0	241
07:45	0	0	0	0	0	0	0	0	0	0	0	0	0	0	262	0	262
Hr Total	0	0	0	0	0	0	0	0	0	0	0	0	0	0	849	0	849
08:00	0	0	0	0	0	0	0	0	0	0	0	0	0	0	253	0	253
08:15	0	0	0	0	0	0	0	0	0	0	0	0	0	0	256	0	256
08:30	0	0	0	0	0	0	0	0	0	0	0	0	0	0	242	0	242
08:45	0	0	0	0	0	0	0	0	0	0	0	0	0	0	213	0	213
Hr Total	0	0	0	0	0	0	0	0	0	0	0	0	0	0	964	0	964
----- * BREAK * -----																	
16:00	0	0	0	0	0	0	0	0	0	0	0	0	0	0	199	0	199
16:15	0	0	0	0	0	0	0	0	0	0	0	0	0	0	187	0	187
16:30	0	0	0	0	0	0	0	0	0	0	0	0	0	0	172	0	172
16:45	0	0	0	0	0	0	0	0	0	0	0	0	0	0	175	0	175
Hr Total	0	0	0	0	0	0	0	0	0	0	0	0	0	0	733	0	733
17:00	0	0	0	0	0	0	0	0	0	0	0	0	0	0	184	0	184
17:15	0	0	0	0	0	0	0	0	0	0	0	0	0	0	201	0	201
17:30	0	0	0	0	0	0	0	0	0	0	0	0	0	0	189	0	189
17:45	0	0	0	0	0	0	0	0	0	0	0	0	0	0	153	0	153
Hr Total	0	0	0	0	0	0	0	0	0	0	0	0	0	0	727	0	727

TOTAL	0	0	0	0	0	0	0	0	0	0	0	0	0	0	3273	0	3273

↑
North



Miami, Florida
March 26, 2009
drawn by: Luis Palomino
Signalized

SW 7TH STREET & SW 4TH AVENUE/SB I 95
 OFF RAMP, MIAMI, FLORIDA
 COUNTED BY: LUIS PALOMINO
 SIGNALIZED

TRAFFIC SURVEY SPECIALISTS, INC.
 624 GARDENIA TERRACE
 DELRAY BEACH, FLORIDA 33444
 (561) 272-3255 FAX (561) 272-4381

Site Code : 00090010
 Start Date: 03/26/09
 File I.D. : 7ST4AV_L
 Page : 1

LIGHT VEHICLES, HEAVY VEHICLES, LIGHT V

Date	SW 4TH AVE/SB I-95 RAMP From North				SW 7TH STREET From East				SW 4TH AVENUE From South				SW 7TH STREET From West				Total
	UTurn	Left	Thru	Right	UTurn	Left	Thru	Right	UTurn	Left	Thru	Right	UTurn	Left	Thru	Right	
03/26/09	-----																
07:00	0	0	218	68	0	29	60	0	0	0	0	0	0	0	0	0	375
07:15	0	0	234	73	0	56	90	0	0	0	0	0	0	0	0	0	453
07:30	0	0	258	96	0	61	66	0	0	0	0	0	0	0	0	0	481
07:45	0	0	352	132	0	77	84	0	0	0	0	0	0	0	0	0	645
Hr Total	0	0	1062	369	0	223	300	0	0	0	0	0	0	0	0	0	1954
08:00	0	0	367	146	0	94	84	0	0	0	0	0	0	0	0	0	691
08:15	0	0	423	143	0	99	80	0	0	0	0	0	0	0	0	0	745
08:30	0	0	448	73	0	108	95	0	0	0	0	0	0	0	0	0	724
08:45	0	0	459	82	0	100	92	0	0	0	0	0	0	0	0	0	733
Hr Total	0	0	1697	444	0	401	351	0	0	0	0	0	0	0	0	0	2893
TOTAL	0	0	2759	813	0	624	651	0	0	0	0	0	0	0	0	0	4847

SW 7TH STREET & SW 4TH AVENUE/SB I 95
 OFF RAMP, MIAMI, FLORIDA
 COUNTED BY: LUIS PALOMINO
 SIGNALIZED

TRAFFIC SURVEY SPECIALISTS, INC.
 624 GARDENIA TERRACE
 DELRAY BEACH, FLORIDA 33444
 (561) 272-3255 FAX (561) 272-4381

Site Code : 00090010
 Start Date: 03/26/09
 File I.D. : 7ST4AV_L
 Page : 2

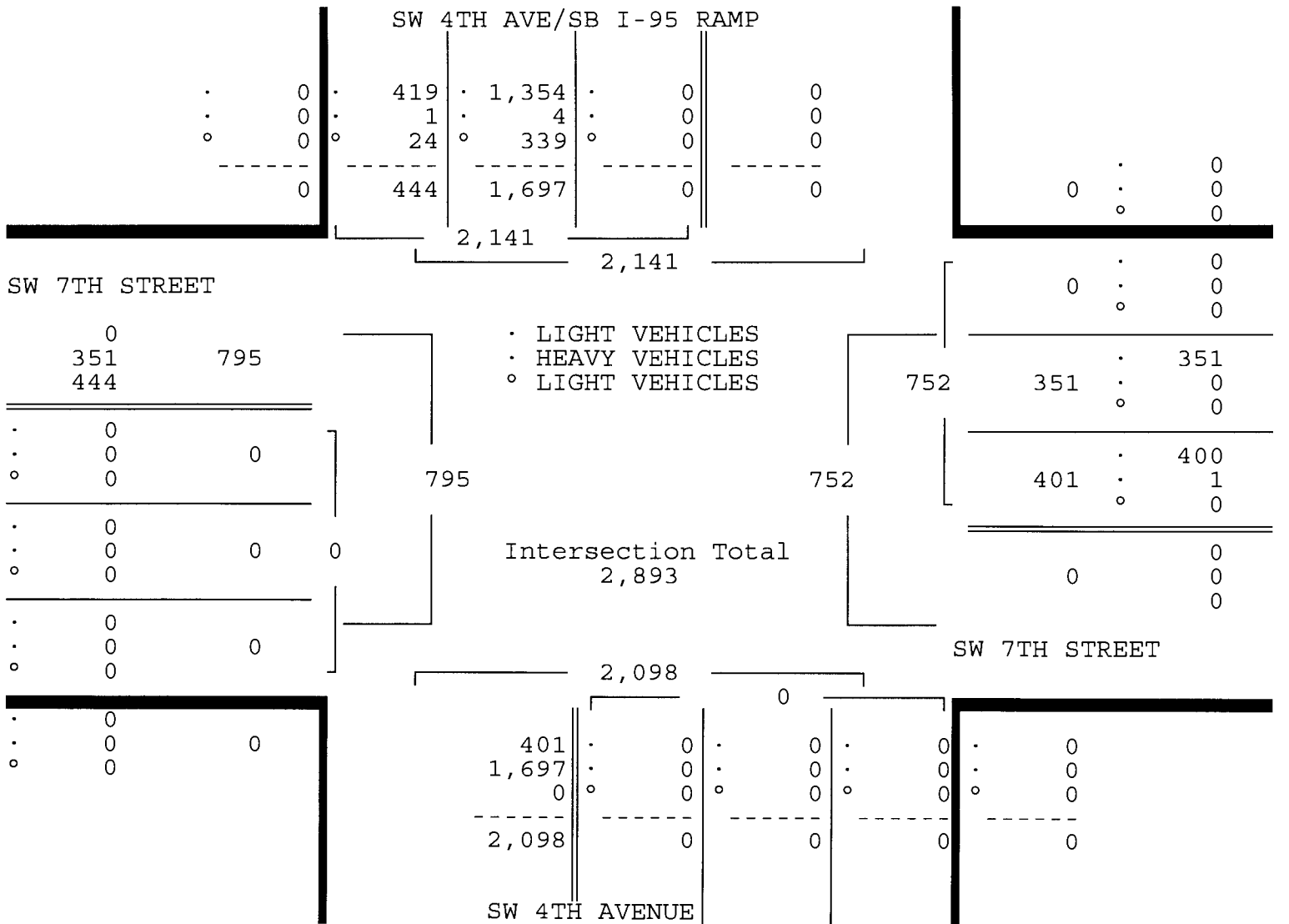
LIGHT VEHICLES, HEAVY VEHICLES, LIGHT V

SW 4TH AVE/SB I-95 RAMP From North				SW 7TH STREET From East				SW 4TH AVENUE From South				SW 7TH STREET From West				Total
UTurn	Left	Thru	Right	UTurn	Left	Thru	Right	UTurn	Left	Thru	Right	UTurn	Left	Thru	Right	

Date 03/26/09

Peak Hour Analysis By Entire Intersection for the Period: 07:00 to 09:00 on 03/26/09

Peak start	08:00				08:00				08:00									
Volume	0	0	1697	444	0	401	351	0	0	0	0	0	0	0	0	0	0	0
Percent	0%	0%	79%	21%	0%	53%	47%	0%	0%	0%	0%	0%	0%	0%	0%	0%	0%	0%
Pk total	2141				752				0									
Highest	08:15				08:30				07:00				07:00					
Volume	0	0	423	143	0	108	95	0	0	0	0	0	0	0	0	0	0	0
Hi total	566				203				0				0					
PHF	.95				.93				.0				.0					



SW 7TH STREET & SW 4TH AVENUE/SB I 95
 OFF RAMP, MIAMI, FLORIDA
 COUNTED BY: LUIS PALOMINO
 SIGNALIZED

TRAFFIC SURVEY SPECIALISTS, INC.
 624 GARDENIA TERRACE
 DELRAY BEACH, FLORIDA 33444
 (561) 272-3255 FAX (561) 272-4381

Site Code : 00090010
 Start Date: 03/26/09
 File I.D. : 7ST4AV_L
 Page : 1

LIGHT VEHICLES

Date	SW 4TH AVENUE From North				SW 7TH STREET From East				SW 4TH AVENUE From South				SW 7TH STREET From West				Total
	UTurn	Left	Thru	Right	UTurn	Left	Thru	Right	UTurn	Left	Thru	Right	UTurn	Left	Thru	Right	
03/26/09																	
07:00	0	0	52	4	0	0	0	0	0	0	0	0	0	0	0	0	56
07:15	0	0	56	4	0	0	0	0	0	0	0	0	0	0	0	0	60
07:30	0	0	72	0	0	0	0	0	0	0	0	0	0	0	0	0	72
07:45	0	0	74	6	0	0	0	0	0	0	0	0	0	0	0	0	80
Hr Total	0	0	254	14	0	0	0	0	0	0	0	0	0	0	0	0	268
08:00	0	0	71	9	0	0	0	0	0	0	0	0	0	0	0	0	80
08:15	0	0	90	6	0	0	0	0	0	0	0	0	0	0	0	0	96
08:30	0	0	102	8	0	0	0	0	0	0	0	0	0	0	0	0	110
08:45	0	0	76	1	0	0	0	0	0	0	0	0	0	0	0	0	77
Hr Total	0	0	339	24	0	0	0	0	0	0	0	0	0	0	0	0	363
TOTAL	0	0	593	38	0	0	0	0	0	0	0	0	0	0	0	0	631

TRAFFIC SURVEY SPECIALISTS, INC.

SW 7TH STREET & SW 4TH AVENUE/SB I 95
 OFF RAMP, MIAMI, FLORIDA
 COUNTED BY: L. PALOMINO
 SIGNALIZED

624 GARDENIA TERRACE
 DELRAY BEACH, FLORIDA 33444
 (561) 272-3255 FAX (561) 272-4381

Site Code : 00090010
 Start Date: 03/26/09
 File I.D. : 7ST4AV_P
 Page : 1

PEDESTRIANS

Date 03/26/09	SW 4TH AVE/SB I 95 OFF RAMP From North				SW 7TH STREET From East				SW 4TH AVENUE From South				SW 7TH STREET From West				Total
	Left	Thru	Right	Peds	Left	Thru	Right	Peds	Left	Thru	Right	Peds	Left	Thru	Right	Peds	
07:00	0	0	0	1	0	0	0	2	0	0	0	1	0	0	0	0	4
07:15	0	0	0	6	0	0	0	0	0	0	0	0	0	0	0	0	6
07:30	0	0	0	2	0	0	0	0	0	0	0	0	0	0	0	3	5
07:45	0	0	0	5	0	0	0	0	0	0	0	0	0	0	0	0	5
Hr Total	0	0	0	14	0	0	0	2	0	0	0	1	0	0	0	3	20
08:00	0	0	0	1	0	0	0	0	0	0	0	0	0	0	0	0	1
08:15	0	0	0	3	0	0	0	0	0	0	0	0	0	0	0	0	3
08:30	0	0	0	4	0	0	0	1	0	0	0	0	0	0	0	0	5
08:45	0	0	0	5	0	0	0	1	0	0	0	0	0	0	0	2	8
Hr Total	0	0	0	13	0	0	0	2	0	0	0	0	0	0	0	2	17
TOTAL	0	0	0	27	0	0	0	4	0	0	0	1	0	0	0	5	37

SW 7TH STREET & SW 4TH AVENUE/SB I 95
 OFF RAMP, MIAMI, FLORIDA
 COUNTED BY: YANELIS MARQUEZ
 SIGNALIZED

TRAFFIC SURVEY SPECIALISTS, INC.
 624 GARDENIA TERRACE
 DELRAY BEACH, FLORIDA 33444
 (561) 272-3255 FAX (561) 272-4381

Site Code : 00090010
 Start Date: 03/25/09
 File I.D. : 7ST4AV_Y
 Page : 1

LIGHT VEHICLES, HEAVY VEHICLES, LIGHT V

Date	SW 4TH AVE/SB I-95 RAMP From North				SW 7TH STREET From East				SW 4TH AVENUE From South				SW 7TH STREET From West				Total
	UTurn	Left	Thru	Right	UTurn	Left	Thru	Right	UTurn	Left	Thru	Right	UTurn	Left	Thru	Right	
03/25/09																	
16:00	0	0	280	153	0	122	176	0	0	0	0	0	0	0	0	0	731
16:15	0	0	259	157	0	89	163	0	0	0	0	0	0	0	0	0	668
16:30	0	0	269	174	0	108	187	0	0	0	0	0	0	0	0	0	738
16:45	0	0	280	177	0	125	192	0	0	0	0	0	0	0	0	0	774
Hr Total	0	0	1088	661	0	444	718	0	0	0	0	0	0	0	0	0	2911
17:00	0	0	268	189	0	139	185	0	0	0	0	0	0	0	0	0	781
17:15	0	0	323	202	0	160	174	0	0	0	0	0	0	0	0	0	859
17:30	0	0	285	161	0	124	184	0	0	0	0	0	0	0	0	0	754
17:45	0	0	345	204	0	93	180	0	0	0	0	0	0	0	0	0	822
Hr Total	0	0	1221	756	0	516	723	0	0	0	0	0	0	0	0	0	3216
TOTAL	0	0	2309	1417	0	960	1441	0	0	0	0	0	0	0	0	0	6127

SW 7TH STREET & SW 4TH AVENUE/SB I 95
 OFF RAMP, MIAMI, FLORIDA
 COUNTED BY: YANELIS MARQUEZ
 SIGNALIZED

TRAFFIC SURVEY SPECIALISTS, INC.
 624 GARDENIA TERRACE
 DELRAY BEACH, FLORIDA 33444
 (561) 272-3255 FAX (561) 272-4381

Site Code : 00090010
 Start Date: 03/25/09
 File I.D. : 7ST4AV_Y
 Page : 2

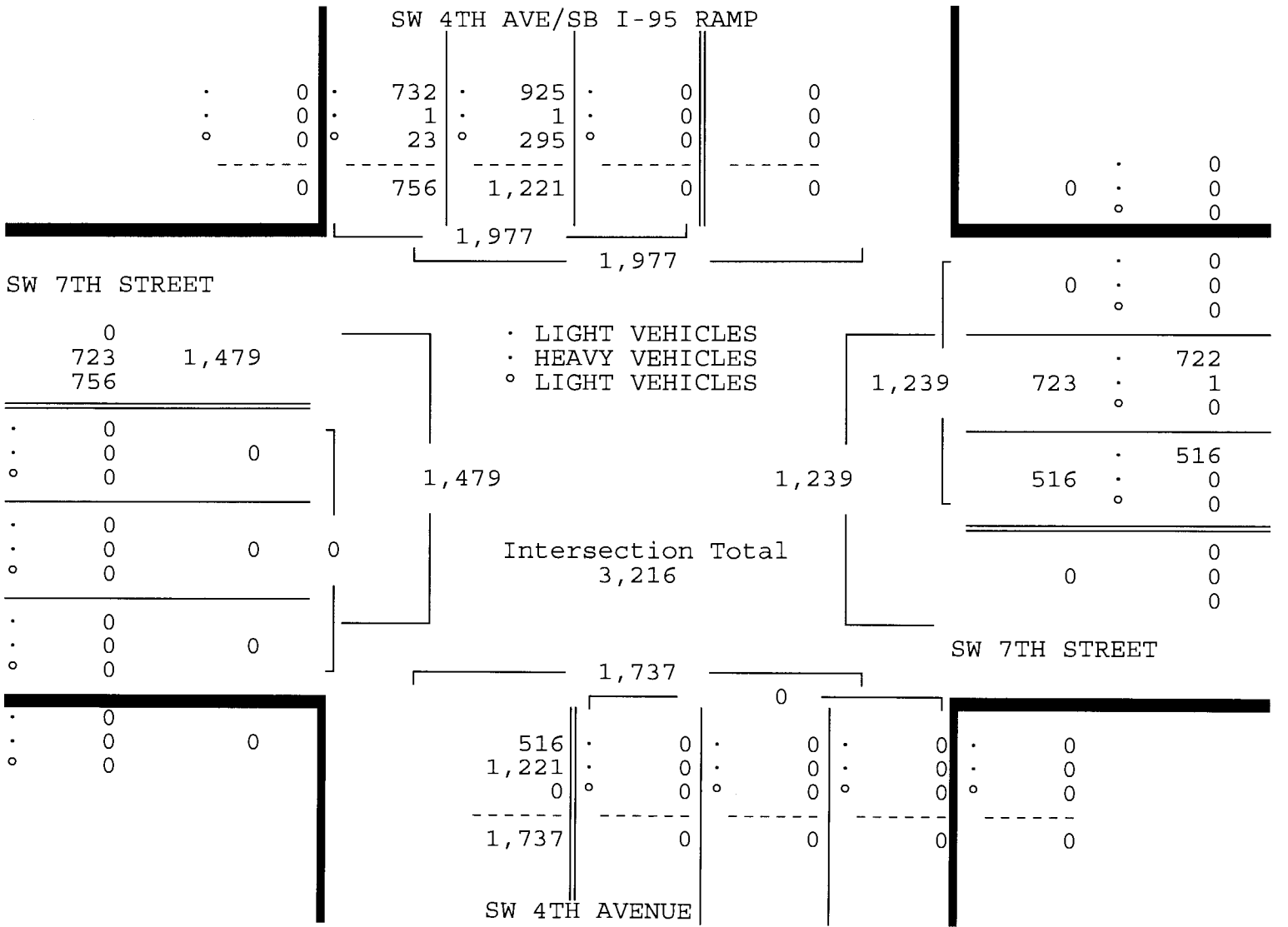
LIGHT VEHICLES, HEAVY VEHICLES, LIGHT V

SW 4TH AVE/SB I-95 RAMP				SW 7TH STREET				SW 4TH AVENUE				SW 7TH STREET				Total
From North				From East				From South				From West				
UTurn	Left	Thru	Right	UTurn	Left	Thru	Right	UTurn	Left	Thru	Right	UTurn	Left	Thru	Right	

Date 03/25/09

Peak Hour Analysis By Entire Intersection for the Period: 16:00 to 18:00 on 03/25/09

Peak start 17:00				17:00				17:00				17:00				
Volume	0	0	1221	756	0	516	723	0	0	0	0	0	0	0	0	0
Percent	0%	0%	62%	38%	0%	42%	58%	0%	0%	0%	0%	0%	0%	0%	0%	0%
Pk total	1977			1239			0			0			0			
Highest	17:45			17:15			16:00			16:00						
Volume	0	0	345	204	0	160	174	0	0	0	0	0	0	0	0	0
Hi total	549			334			0			0						
PHF	.90			.93			.0			.0						



TRAFFIC SURVEY SPECIALISTS, INC.

624 GARDENIA TERRACE

DELRAY BEACH, FLORIDA 33444

(561) 272-3255 FAX (561) 272-4381

Site Code : 00090010

Start Date: 03/25/09

File I.D. : 7ST4AVEP

Page : 1

SW 7TH STREET & SW 4TH AVENUE/SB I 95

OFF RAMP, MIAMI, FLORIDA

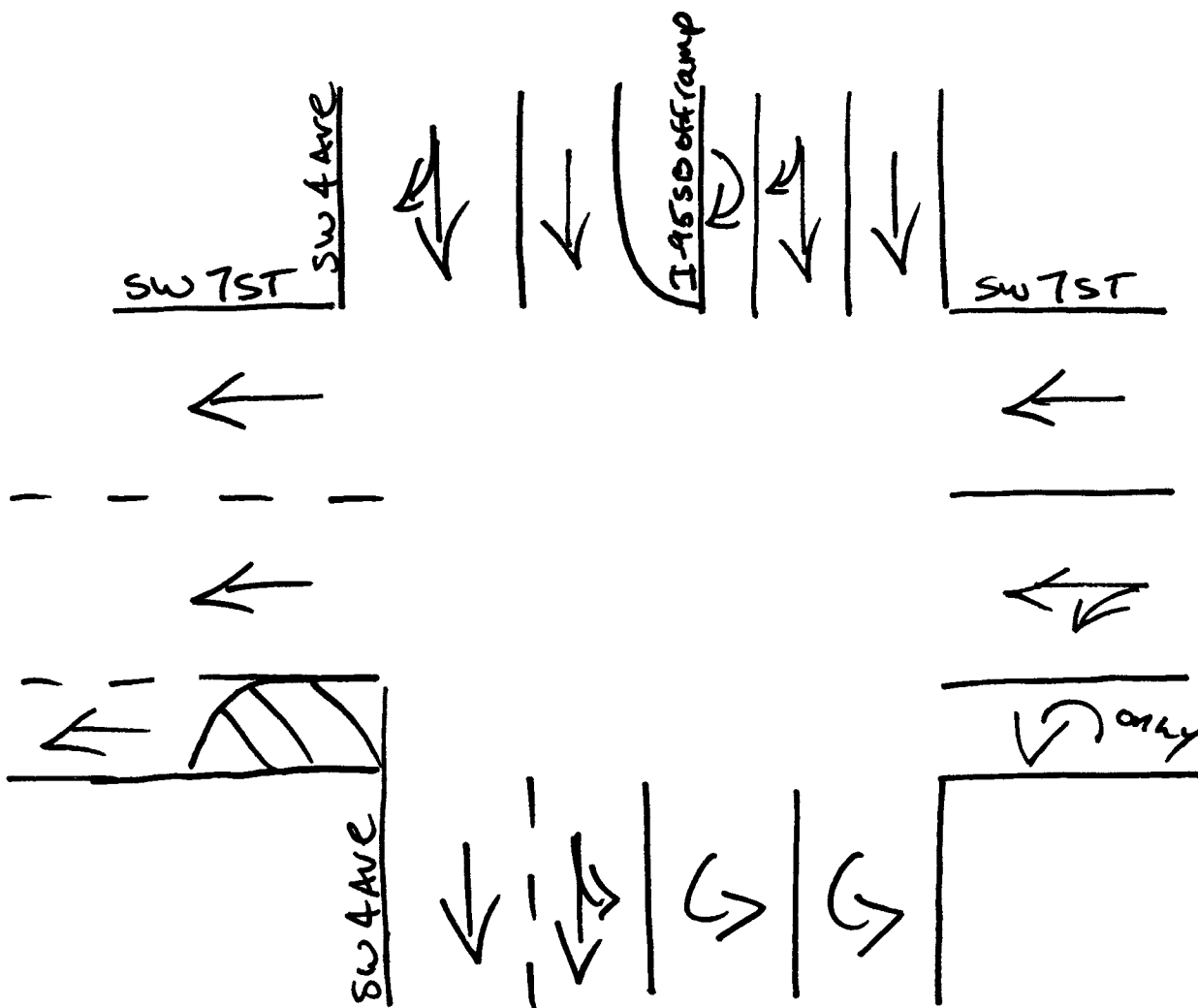
COUNTED BY: YANELIS MARQUEZ

SIGNALIZED

PEDESTRIANS

Date	SW 4 AV/SB I 95 OFF RAMP From North				SW 7TH STREET From East				SW 4TH AVENUE From South				SW 7TH STREET From West				Total	
	Left	Thru	Right	Peds	Left	Thru	Right	Peds	Left	Thru	Right	Peds	Left	Thru	Right	Peds		
03/25/09	-----																	
16:00	0	0	0	12	0	0	0	0	0	0	0	0	1	0	0	0	1	14
16:15	0	0	0	13	0	0	0	0	0	0	0	0	0	0	0	0	6	19
16:30	0	0	0	7	0	0	0	1	0	0	0	0	3	0	0	0	2	13
16:45	0	0	0	6	0	0	0	6	0	0	0	0	0	0	0	0	5	17
Hr Total	0	0	0	38	0	0	0	7	0	0	0	0	4	0	0	0	14	63
17:00	0	0	0	8	0	0	0	0	0	0	0	0	5	0	0	0	1	14
17:15	0	0	0	10	0	0	0	0	0	0	0	0	0	0	0	0	1	11
17:30	0	0	0	10	0	0	0	0	0	0	0	0	0	0	0	0	2	12
17:45	0	0	0	0	0	0	0	1	0	0	0	0	0	0	0	0	5	6
Hr Total	0	0	0	28	0	0	0	1	0	0	0	0	5	0	0	0	9	43
TOTAL	0	0	0	66	0	0	0	8	0	0	0	0	9	0	0	0	23	106

↑
North



Miami, Florida

March 26, 2009

drawn by: Luis Palomiro
Signalized

SW 8TH STREET & SW 4TH AVENUE
 MIAMI, FLORIDA
 COUNTED BY: MICHAEL MALONE
 SIGNALIZED

TRAFFIC SURVEY SPECIALISTS, INC.
 624 GARDENIA TERRACE
 DELRAY BEACH, FLORIDA 33444
 (561) 272-3255 FAX (561) 272-4381

Site Code : 00090010
 Start Date: 03/25/09
 File I.D. : 8ST_4AVE
 Page : 1

LIGHT VEHICLES, HEAVY VEHICLES

Date	SW 4TH AVENUE From North				SW 8TH STREET From East				SW 4TH AVENUE From South				SW 8TH STREET From West				Total
	UTurn	Left	Thru	Right	UTurn	Left	Thru	Right	UTurn	Left	Thru	Right	UTurn	Left	Thru	Right	
03/25/09	-----																
07:00	0	230	34	0	0	0	0	0	0	0	0	0	0	0	310	16	590
07:15	0	222	48	0	0	0	0	0	0	0	0	0	0	0	358	34	662
07:30	0	281	69	0	0	0	0	0	0	0	0	0	0	0	423	29	802
07:45	0	358	74	0	0	0	0	0	0	0	0	0	0	0	457	24	913
Hr Total	0	1091	225	0	0	0	0	0	0	0	0	0	0	0	1548	103	2967
08:00	0	383	99	0	0	0	0	0	0	0	0	0	0	0	407	26	915
08:15	0	454	69	0	0	0	0	0	0	0	0	0	0	0	432	27	982
08:30	0	445	99	0	0	0	0	0	0	0	0	0	0	0	456	38	1038
08:45	0	465	85	0	0	0	0	0	0	0	0	0	0	0	393	25	968
Hr Total	0	1747	352	0	0	0	0	0	0	0	0	0	0	0	1688	116	3903
----- * BREAK * -----																	
16:00	0	271	132	0	0	0	0	0	0	0	0	0	0	0	271	34	708
16:15	0	243	97	0	0	0	0	0	0	0	0	0	0	0	250	32	622
16:30	0	263	115	0	0	0	0	0	0	0	0	0	0	0	244	19	641
16:45	0	293	119	0	0	0	0	0	0	0	0	0	0	0	286	23	721
Hr Total	0	1070	463	0	0	0	0	0	0	0	0	0	0	0	1051	108	2692
17:00	0	290	127	0	0	0	0	0	0	0	0	0	0	0	289	22	728
17:15	0	321	154	0	0	0	0	0	0	0	0	0	0	0	314	25	814
17:30	0	312	110	0	0	0	0	0	0	0	0	0	0	0	316	20	758
17:45	0	306	139	0	0	0	0	0	0	0	0	0	0	0	285	24	754
Hr Total	0	1229	530	0	0	0	0	0	0	0	0	0	0	0	1204	91	3054

TOTAL	0	5137	1570	0	0	0	0	0	0	0	0	0	0	0	5491	418	12616


LIGHT VEHICLES, HEAVY VEHICLES

SW 4TH AVENUE From North				SW 8TH STREET From East				SW 4TH AVENUE From South				SW 8TH STREET From West				Total
UTurn	Left	Thru	Right	UTurn	Left	Thru	Right	UTurn	Left	Thru	Right	UTurn	Left	Thru	Right	

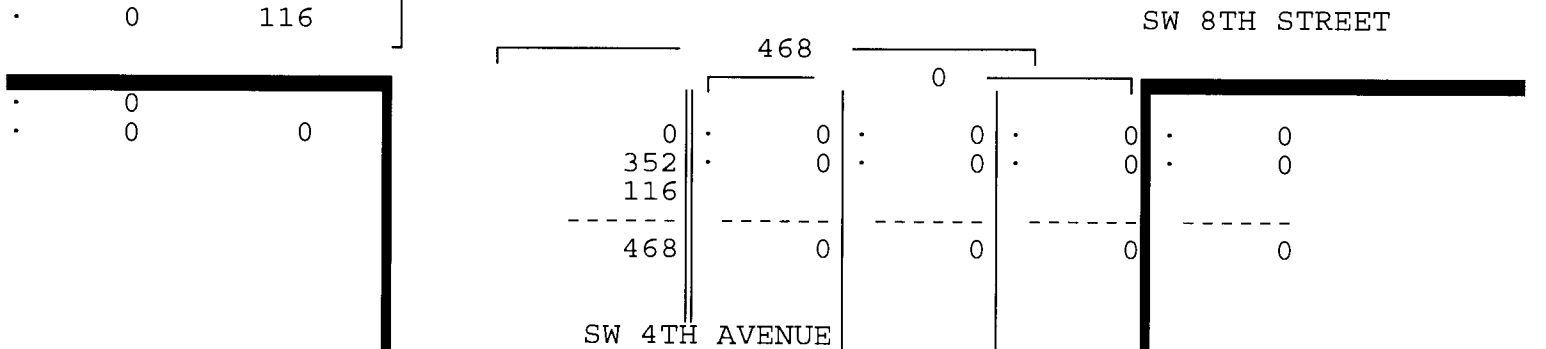
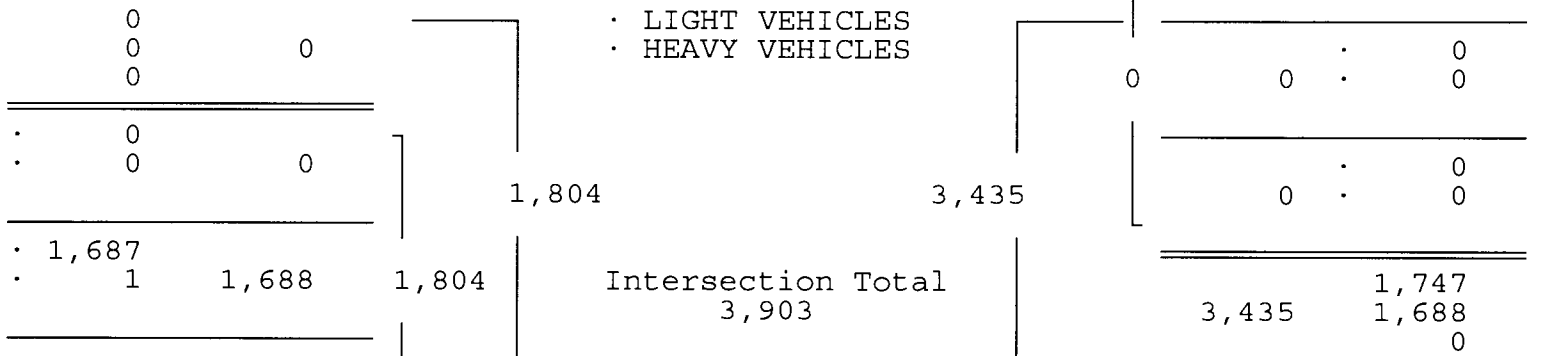
Date 03/25/09

Peak Hour Analysis By Entire Intersection for the Period: 07:00 to 09:00 on 03/25/09

Peak start 08:00				08:00				08:00				08:00			
Volume	0	1747	352	0	0	0	0	0	0	0	0	0	0	1688	116
Percent	0%	83%	17%	0%	0%	0%	0%	0%	0%	0%	0%	0%	0%	94%	6%
Pk total	2099			0				1804							
Highest	08:45			07:00				07:00				08:30			
Volume	0	465	85	0	0	0	0	0	0	0	0	0	0	456	38
Hi total	550			0				494							
PHF	.95			.0				.0				.91			



SW 8TH STREET



SW 8TH STREET & SW 4TH AVENUE
 MIAMI, FLORIDA
 COUNTED BY: MICHAEL MALONE
 SIGNALIZED

TRAFFIC SURVEY SPECIALISTS, INC.
 624 GARDENIA TERRACE
 DELRAY BEACH, FLORIDA 33444
 (561) 272-3255 FAX (561) 272-4381

Site Code : 00090010
 Start Date: 03/25/09
 File I.D. : 8ST_4AVE
 Page : 3

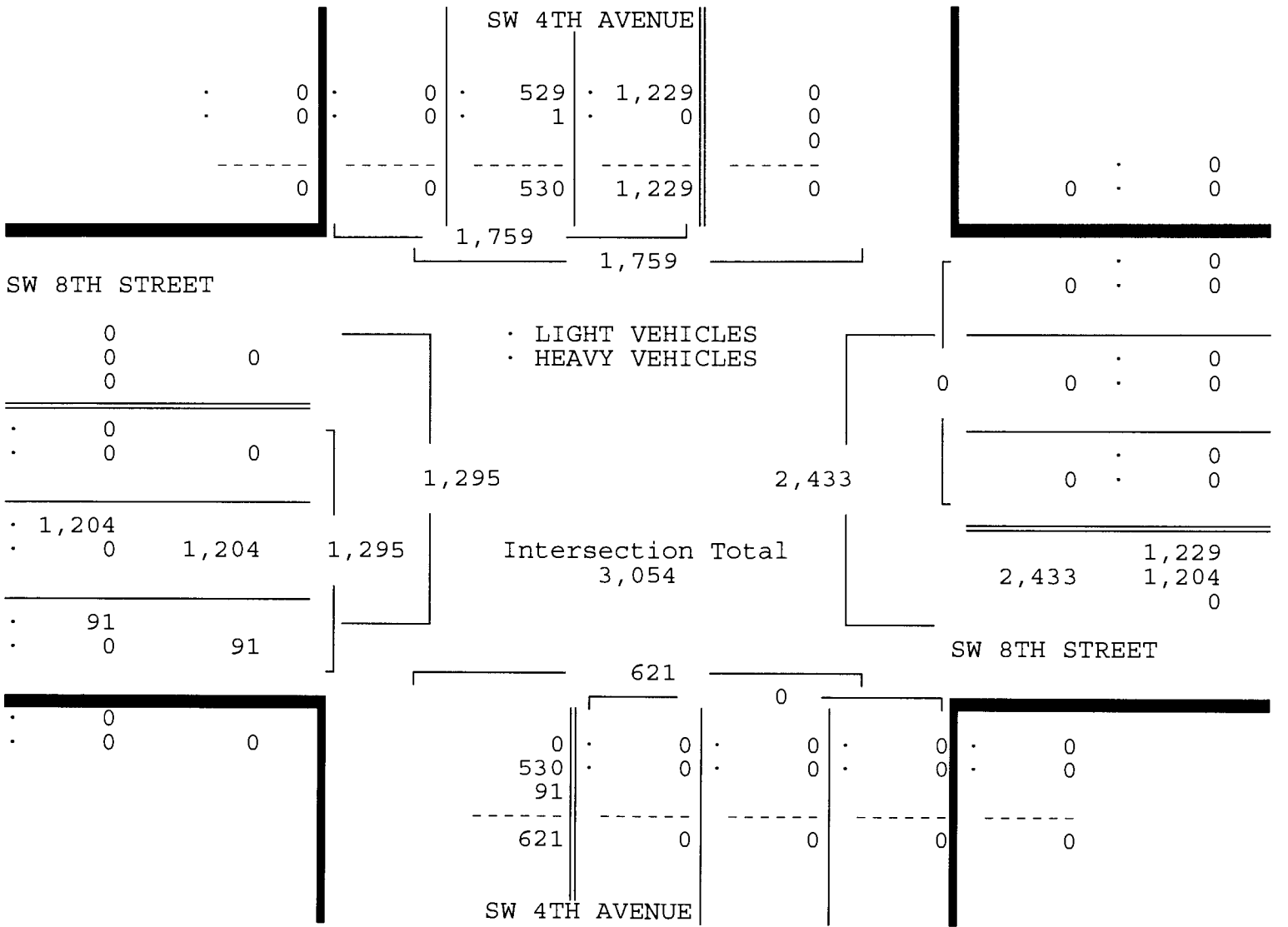
LIGHT VEHICLES, HEAVY VEHICLES

SW 4TH AVENUE From North				SW 8TH STREET From East				SW 4TH AVENUE From South				SW 8TH STREET From West				Total
UTurn	Left	Thru	Right	UTurn	Left	Thru	Right	UTurn	Left	Thru	Right	UTurn	Left	Thru	Right	

Date 03/25/09

Peak Hour Analysis By Entire Intersection for the Period: 16:00 to 18:00 on 03/25/09

Peak start 17:00				17:00				17:00				17:00			
Volume	0	1229	530	0	0	0	0	0	0	0	0	0	0	1204	91
Percent	0%	70%	30%	0%	0%	0%	0%	0%	0%	0%	0%	0%	0%	93%	7%
Pk total	1759			0				0				1295			
Highest	17:15			07:00				07:00				17:15			
Volume	0	321	154	0	0	0	0	0	0	0	0	0	0	314	25
Hi total	475			0				0				339			
PHF	.93			.0				.0				.96			



TRAFFIC SURVEY SPECIALISTS, INC.

SW 8TH STREET & SW 4TH AVENUE
 MIAMI, FLORIDA
 COUNTED BY: MICHAEL MALONE
 SIGNALIZED

624 GARDENIA TERRACE
 DELRAY BEACH, FLORIDA 33444
 (561) 272-3255 FAX (561) 272-4381

Site Code : 00090010
 Start Date: 03/25/09
 File I.D. : 8ST_4AVE
 Page : 1

HEAVY VEHICLES

Date	SW 4TH AVENUE From North				SW 8TH STREET From East				SW 4TH AVENUE From South				SW 8TH STREET From West				Total
	UTurn	Left	Thru	Right	UTurn	Left	Thru	Right	UTurn	Left	Thru	Right	UTurn	Left	Thru	Right	
07:00	0	1	0	0	0	0	0	0	0	0	0	0	0	0	0	0	1
07:15	0	0	0	0	0	0	0	0	0	0	0	0	0	0	1	0	1
07:30	0	2	0	0	0	0	0	0	0	0	0	0	0	0	3	0	5
07:45	0	3	0	0	0	0	0	0	0	0	0	0	0	0	1	0	4
Hr Total	0	6	0	0	0	0	0	0	0	0	0	0	0	0	5	0	11
08:00	0	2	1	0	0	0	0	0	0	0	0	0	0	0	0	0	3
08:15	0	2	0	0	0	0	0	0	0	0	0	0	0	0	0	0	2
08:30	0	2	1	0	0	0	0	0	0	0	0	0	0	0	1	0	4
08:45	0	2	0	0	0	0	0	0	0	0	0	0	0	0	0	0	2
Hr Total	0	8	2	0	0	0	0	0	0	0	0	0	0	0	1	0	11
----- * BREAK * -----																	
16:00	0	0	0	0	0	0	0	0	0	0	0	0	0	0	1	0	1
16:15	0	0	0	0	0	0	0	0	0	0	0	0	0	0	0	0	0
16:30	0	0	0	0	0	0	0	0	0	0	0	0	0	0	0	0	0
16:45	0	0	0	0	0	0	0	0	0	0	0	0	0	0	1	0	1
Hr Total	0	0	0	0	0	0	0	0	0	0	0	0	0	0	2	0	2
17:00	0	0	0	0	0	0	0	0	0	0	0	0	0	0	0	0	0
17:15	0	0	0	0	0	0	0	0	0	0	0	0	0	0	0	0	0
17:30	0	0	0	0	0	0	0	0	0	0	0	0	0	0	0	0	0
17:45	0	0	1	0	0	0	0	0	0	0	0	0	0	0	0	0	1
Hr Total	0	0	1	0	0	0	0	0	0	0	0	0	0	0	0	0	1
TOTAL	0	14	3	0	0	0	0	0	0	0	0	0	0	0	8	0	25

TRAFFIC SURVEY SPECIALISTS, INC.

SW 8TH STREET & SW 4TH AVENUE

624 GARDENIA TERRACE

Site Code : 00090010

MIAMI, FLORIDA

DELRAY BEACH, FLORIDA 33444

Start Date: 03/25/09

COUNTED BY: MICHAEL MALONE

(561) 272-3255 FAX (561) 272-4381

File I.D. : 8ST_4AVE

SIGNALIZED

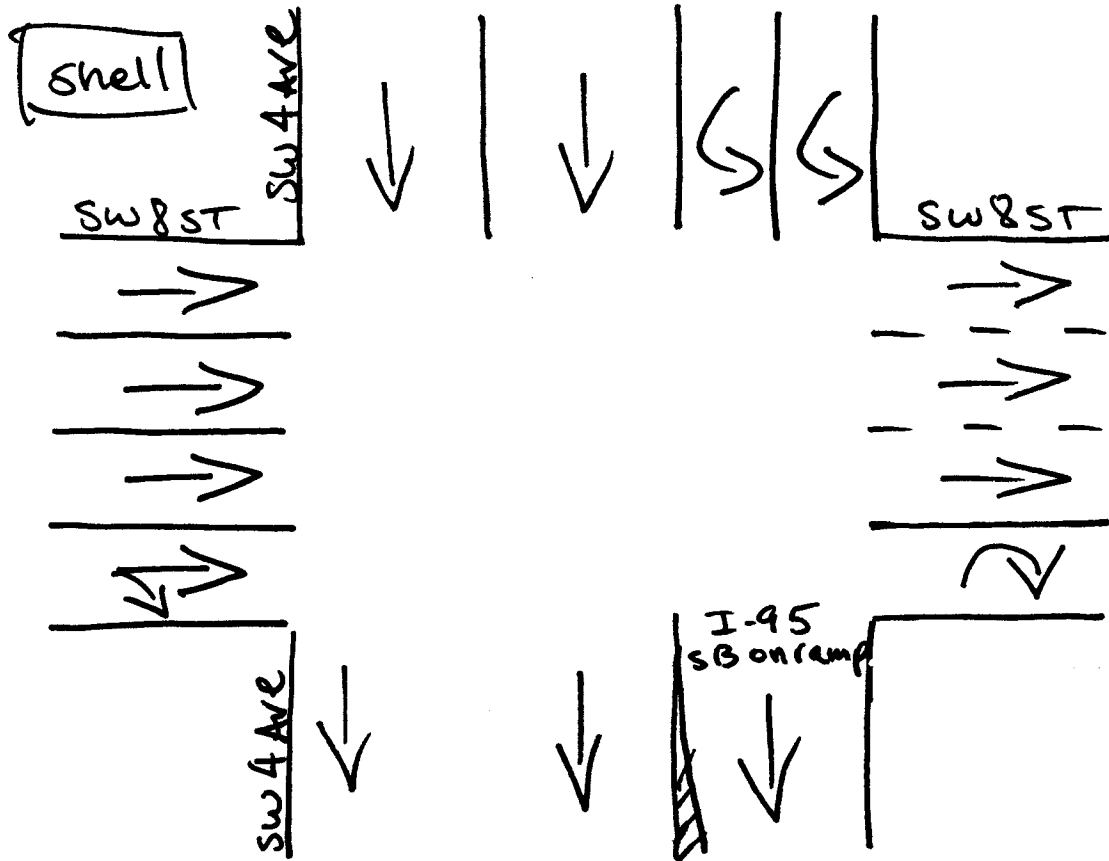
Page : 1

PEDESTRIANS

Date	SW 4TH AVENUE From North				SW 8TH STREET From East				SW 4TH AVENUE From South				SW 8TH STREET From West				Total
	Left	Thru	RIGHT	PEDS	Left	Thru	RIGHT	PEDS	Left	Thru	RIGHT	PEDS	Left	Thru	RIGHT	PEDS	
03/25/09	-----																
07:00	0	0	0	0	0	0	0	0	0	0	0	1	0	0	0	0	1
07:15	0	0	0	4	0	0	0	0	0	0	0	0	0	0	0	1	5
07:30	0	0	0	3	0	0	0	0	0	0	0	2	0	0	0	1	6
07:45	0	0	0	1	0	0	0	0	0	0	0	1	0	0	0	1	3
Hr Total	0	0	0	8	0	0	0	0	0	0	0	4	0	0	0	3	15
08:00	0	0	0	2	0	0	0	0	0	0	0	0	0	0	0	0	2
08:15	0	0	0	1	0	0	0	0	0	0	0	0	0	0	0	0	1
08:30	0	0	0	5	0	0	0	0	0	0	0	1	0	0	0	0	6
08:45	0	0	0	5	0	0	0	0	0	0	0	0	0	0	0	0	5
Hr Total	0	0	0	13	0	0	0	0	0	0	0	1	0	0	0	0	14
----- * BREAK * -----																	
16:00	0	0	0	3	0	0	0	0	0	0	0	1	0	0	0	2	6
16:15	0	0	0	5	0	0	0	0	0	0	0	2	0	0	0	3	10
16:30	0	0	0	3	0	0	0	0	0	0	0	4	0	0	0	2	9
16:45	0	0	0	9	0	0	0	0	0	0	0	4	0	0	0	3	16
Hr Total	0	0	0	20	0	0	0	0	0	0	0	11	0	0	0	10	41
17:00	0	0	0	7	0	0	0	0	0	0	0	10	0	0	0	6	23
17:15	0	0	0	4	0	0	0	0	0	0	0	1	0	0	0	1	6
17:30	0	0	0	8	0	0	0	0	0	0	0	0	0	0	0	6	14
17:45	0	0	0	5	0	0	0	1	0	0	0	3	0	0	0	5	14
Hr Total	0	0	0	24	0	0	0	1	0	0	0	14	0	0	0	18	57

TOTAL	0	0	0	65	0	0	0	1	0	0	0	30	0	0	0	31	127

↑
North



Miami, Florida
March 26, 2009
drawn by: Luis Palomino
Signalized

SE 12TH STREET & BRICKELL AVENUE
 MIAMI, FLORIDA
 COUNTED BY: JOHNNY MOLESTINA
 SIGNALIZED

TRAFFIC SURVEY SPECIALISTS, INC.
 624 GARDENIA TERRACE
 DELRAY BEACH, FLORIDA 33444
 (561) 272-3255 FAX (561) 272-4381

Site Code : 00090010
 Start Date: 03/26/09
 File I.D. : 12SBRICK
 Page : 1

LIGHT VEHICLES, HEAVY VEHICLES

Date	BRICKELL AVENUE From North				SE 12TH STREET From East				BRICKELL AVENUE From South				----- From West				Total
	UTurn	Left	Thru	Right	UTurn	Left	Thru	Right	UTurn	Left	Thru	Right	UTurn	Left	Thru	Right	
03/26/09																	
07:00	0	0	108	0	3	0	0	11	0	0	100	13	0	0	0	0	235
07:15	0	0	150	0	1	0	0	19	0	0	124	21	0	0	0	0	315
07:30	0	0	179	0	2	0	0	16	0	0	159	34	0	0	0	0	390
07:45	0	0	204	0	0	0	0	24	0	0	186	42	0	0	0	0	456
Hr Total	0	0	641	0	6	0	0	70	0	0	569	110	0	0	0	0	1396
08:00	0	0	225	0	4	0	0	27	0	0	215	47	0	0	0	0	518
08:15	0	0	251	0	2	0	0	33	0	0	265	64	0	0	0	0	615
08:30	0	0	232	0	2	0	0	34	0	0	269	71	0	0	0	0	608
08:45	0	0	211	0	1	0	0	27	0	0	198	69	0	0	0	0	506
Hr Total	0	0	919	0	9	0	0	121	0	0	947	251	0	0	0	0	2247
* BREAK *																	
16:00	0	0	270	0	0	0	0	33	0	0	213	21	0	0	0	0	537
16:15	0	0	332	0	1	0	0	32	0	0	198	20	0	0	0	0	583
16:30	0	0	328	0	0	0	0	42	0	0	228	19	0	0	0	0	617
16:45	0	0	329	0	0	0	0	51	0	0	198	20	0	0	0	0	598
Hr Total	0	0	1259	0	1	0	0	158	0	0	837	80	0	0	0	0	2335
17:00	0	1	386	0	2	0	0	90	0	0	230	22	0	0	0	0	731
17:15	0	0	382	0	1	0	0	83	0	0	225	23	0	0	0	0	714
17:30	0	0	419	0	1	0	0	79	0	0	266	27	0	0	0	0	792
17:45	0	0	423	0	0	0	0	76	0	0	246	17	0	0	0	0	762
Hr Total	0	1	1610	0	4	0	0	328	0	0	967	89	0	0	0	0	2999
TOTAL	0	1	4429	0	20	0	0	677	0	0	3320	530	0	0	0	0	8977

SE 12TH STREET & BRICKELL AVENUE
 MIAMI, FLORIDA
 COUNTED BY: JOHNNY MOLESTINA
 SIGNALIZED

TRAFFIC SURVEY SPECIALISTS, INC.
 624 GARDENIA TERRACE
 DELRAY BEACH, FLORIDA 33444
 (561) 272-3255 FAX (561) 272-4381

Site Code : 00090010
 Start Date: 03/26/09
 File I.D. : 12SBRICK
 Page : 2

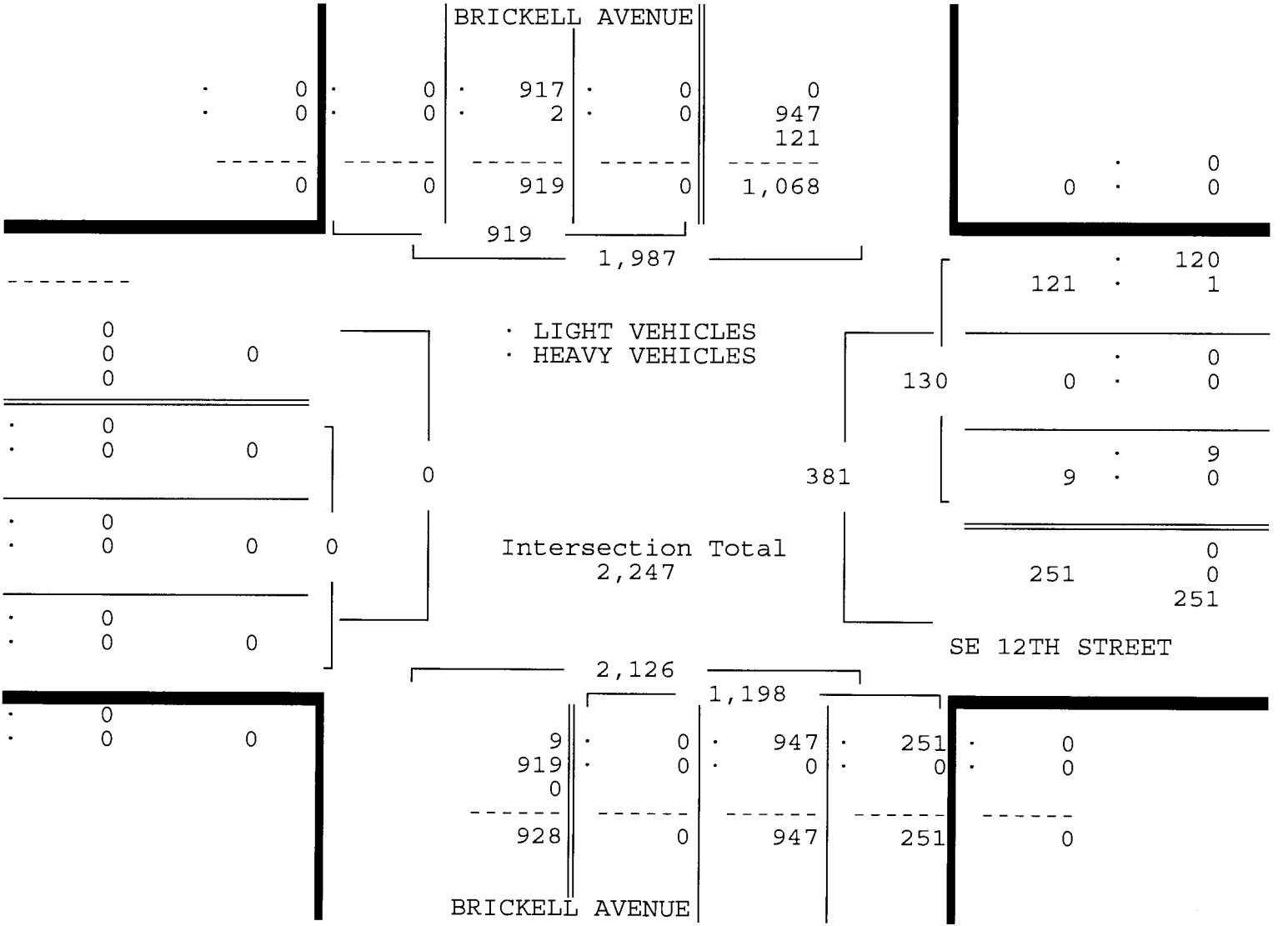
LIGHT VEHICLES, HEAVY VEHICLES

BRICKELL AVENUE From North				SE 12TH STREET From East				BRICKELL AVENUE From South				From West				Total
UTurn	Left	Thru	Right	UTurn	Left	Thru	Right	UTurn	Left	Thru	Right	UTurn	Left	Thru	Right	

Date 03/26/09

Peak Hour Analysis By Entire Intersection for the Period: 07:00 to 09:00 on 03/26/09

Peak start	08:00				08:00				08:00							
Volume	0	0	919	0	9	0	0	121	0	0	947	251	0	0	0	0
Percent	0%	0%	100%	0%	7%	0%	0%	93%	0%	0%	79%	21%	0%	0%	0%	0%
PK total	919				130				1198				0			
Highest	08:15				08:30				08:30				07:00			
Volume	0	0	251	0	2	0	0	34	0	0	269	71	0	0	0	0
Hi total	251				36				340				0			
PHF	.92				.90				.88				.0			



SE 12TH STREET & BRICKELL AVENUE
 MIAMI, FLORIDA
 COUNTED BY: JOHNNY MOLESTINA
 SIGNALIZED

TRAFFIC SURVEY SPECIALISTS, INC.
 624 GARDENIA TERRACE
 DELRAY BEACH, FLORIDA 33444
 (561) 272-3255 FAX (561) 272-4381

Site Code : 00090010
 Start Date: 03/26/09
 File I.D. : 12SBRICK
 Page : 3

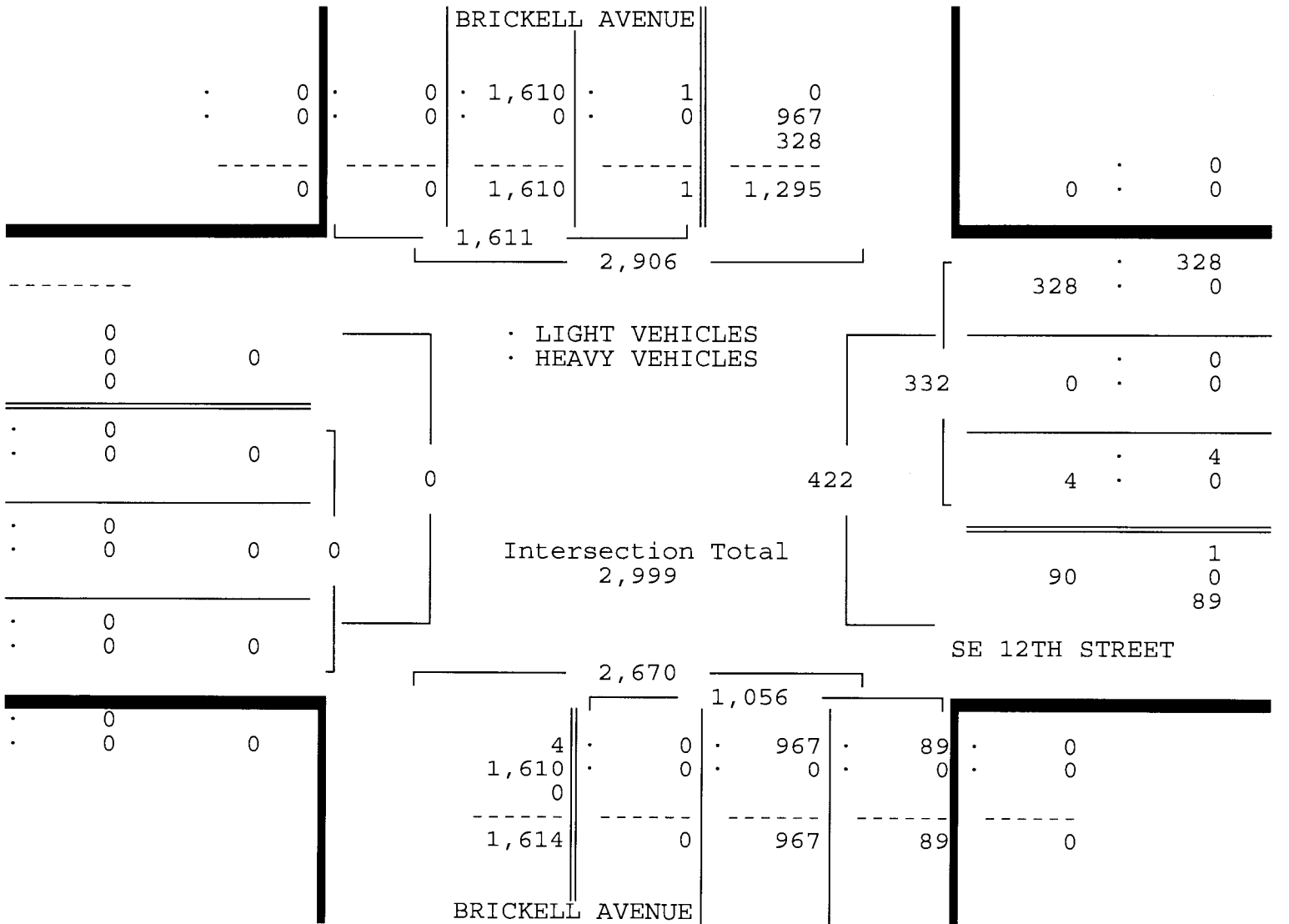
LIGHT VEHICLES, HEAVY VEHICLES

BRICKELL AVENUE From North				SE 12TH STREET From East				BRICKELL AVENUE From South				----- From West				Total
UTurn	Left	Thru	Right	UTurn	Left	Thru	Right	UTurn	Left	Thru	Right	UTurn	Left	Thru	Right	

Date 03/26/09

Peak Hour Analysis By Entire Intersection for the Period: 16:00 to 18:00 on 03/26/09

Peak start 17:00				17:00				17:00				17:00				
Volume	0	1	1610	0	4	0	0	328	0	0	967	89	0	0	0	0
Percent	0%	0%	100%	0%	1%	0%	0%	99%	0%	0%	92%	8%	0%	0%	0%	0%
Pk total	1611			332			1056			0						
Highest	17:45			17:00			17:30			07:00						
Volume	0	0	423	0	2	0	0	90	0	0	266	27	0	0	0	0
Hi total	423			92			293			0						
PHF	.95			.90			.90			.0						



SE 12TH STREET & BRICKELL AVENUE
 MIAMI, FLORIDA
 COUNTED BY: JOHNNY MOLESTINA
 SIGNALIZED

TRAFFIC SURVEY SPECIALISTS, INC.
 624 GARDENIA TERRACE
 DELRAY BEACH, FLORIDA 33444
 (561) 272-3255 FAX (561) 272-4381

Site Code : 00090010
 Start Date: 03/26/09
 File I.D. : 12SBRICK
 Page : 1

HEAVY VEHICLES

Date	BRICKELL AVENUE From North				SE 12TH STREET From East				BRICKELL AVENUE From South				----- From West				Total
	UTurn	Left	Thru	Right	UTurn	Left	Thru	Right	UTurn	Left	Thru	Right	UTurn	Left	Thru	Right	
03/26/09	-----																
07:00	0	0	0	0	0	0	0	0	0	0	0	0	0	0	0	0	0
07:15	0	0	0	0	0	0	0	0	0	0	0	0	0	0	0	0	0
07:30	0	0	0	0	0	0	0	0	0	0	0	0	0	0	0	0	0
07:45	0	0	1	0	0	0	0	0	0	0	0	0	0	0	0	0	1
Hr Total	0	0	1	0	0	0	0	0	0	0	0	0	0	0	0	0	1
08:00	0	0	2	0	0	0	0	1	0	0	0	0	0	0	0	0	3
08:15	0	0	0	0	0	0	0	0	0	0	0	0	0	0	0	0	0
08:30	0	0	0	0	0	0	0	0	0	0	0	0	0	0	0	0	0
08:45	0	0	0	0	0	0	0	0	0	0	0	0	0	0	0	0	0
Hr Total	0	0	2	0	0	0	0	1	0	0	0	0	0	0	0	0	3
----- * BREAK * -----																	
16:00	0	0	0	0	0	0	0	0	0	0	1	0	0	0	0	0	1
16:15	0	0	0	0	0	0	0	0	0	0	1	0	0	0	0	0	1
16:30	0	0	0	0	0	0	0	0	0	0	0	0	0	0	0	0	0
16:45	0	0	0	0	0	0	0	0	0	0	0	0	0	0	0	0	0
Hr Total	0	0	0	0	0	0	0	0	0	0	2	0	0	0	0	0	2
----- * BREAK * -----																	
TOTAL	0	0	3	0	0	0	0	1	0	0	2	0	0	0	0	0	6

TRAFFIC SURVEY SPECIALISTS, INC.

SE 12TH STREET & BRICKELL AVENUE

624 GARDENIA TERRACE

Site Code : 00090010

MIAMI, FLORIDA

DELRAY BEACH, FLORIDA 33444

Start Date: 03/26/09

COUNTED BY: JOHNNY MOLESTINA

(561) 272-3255 FAX (561) 272-4381

File I.D. : 12SBRICK

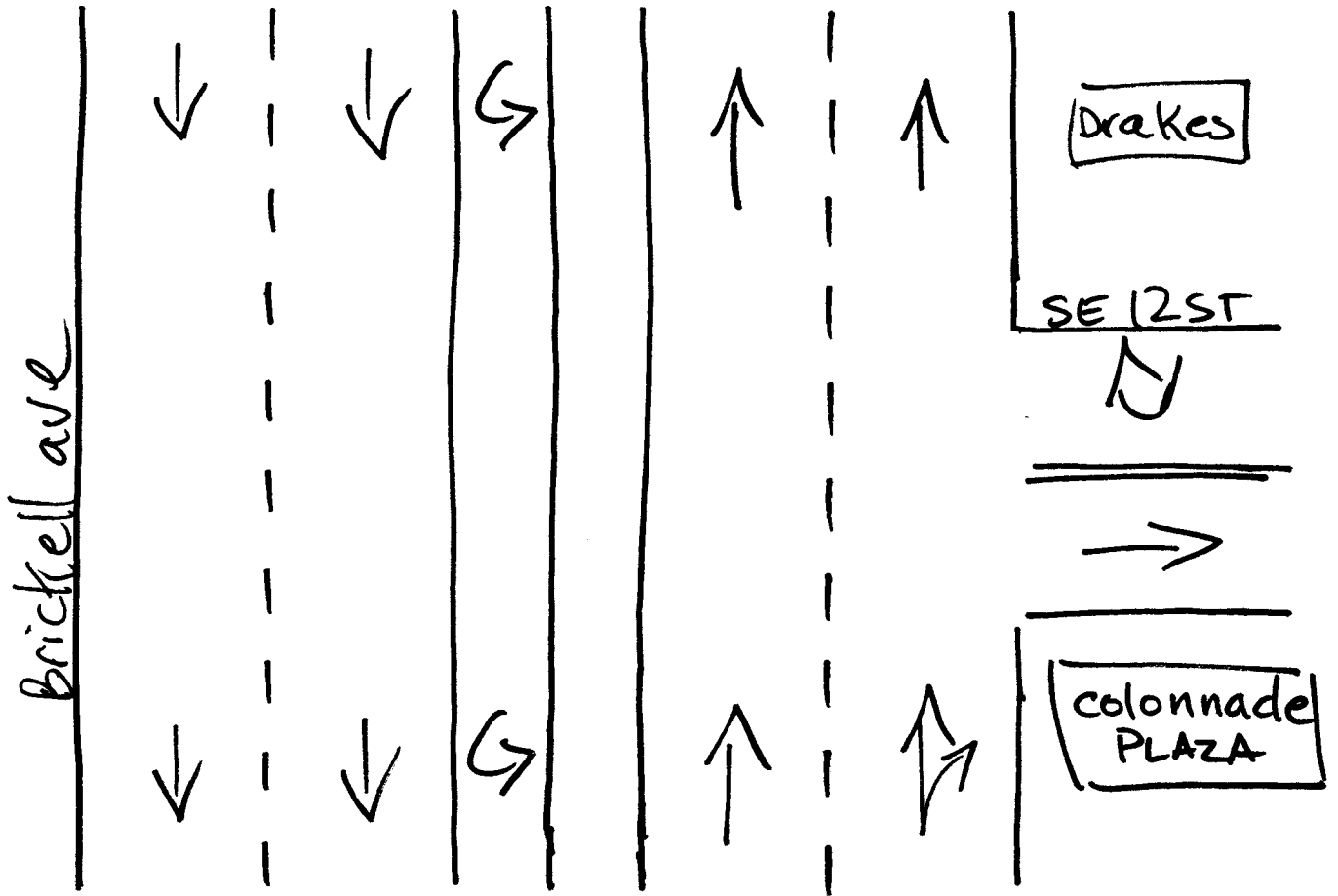
SIGNALIZED

Page : 1

PEDESTRIANS

Date	BRICKELL AVENUE From North				SE 12TH STREET From East				BRICKELL AVENUE From South				----- From West				Total
	Left	Thru	RIGHT	PEDS	Left	Thru	RIGHT	PEDS	Left	Thru	RIGHT	PEDS	Left	Thru	RIGHT	PEDS	
03/26/09																	
07:00	0	0	0	0	0	0	0	4	0	0	0	1	0	0	0	1	6
07:15	0	0	0	2	0	0	0	6	0	0	0	0	0	0	0	5	13
07:30	0	0	0	4	0	0	0	8	0	0	0	1	0	0	0	6	19
07:45	0	0	0	13	0	0	0	17	0	0	0	0	0	0	0	0	30
Hr Total	0	0	0	19	0	0	0	35	0	0	0	2	0	0	0	12	68
08:00	0	0	0	12	0	0	0	7	0	0	0	1	0	0	0	3	23
08:15	0	0	0	6	0	0	0	8	0	0	0	3	0	0	0	2	19
08:30	0	0	0	7	0	0	0	11	0	0	0	2	0	0	0	5	25
08:45	0	0	0	9	0	0	0	18	0	0	0	0	0	0	0	0	27
Hr Total	0	0	0	34	0	0	0	44	0	0	0	6	0	0	0	10	94
----- * BREAK * -----																	
16:00	0	0	0	2	0	0	0	26	0	0	0	0	0	0	0	16	44
16:15	0	0	0	2	0	0	0	19	0	0	0	2	0	0	0	11	34
16:30	0	0	0	5	0	0	0	12	0	0	0	1	0	0	0	1	19
16:45	0	0	0	6	0	0	0	22	0	0	0	2	0	0	0	18	48
Hr Total	0	0	0	15	0	0	0	79	0	0	0	5	0	0	0	46	145
17:00	0	0	0	9	0	0	0	23	0	0	0	1	0	0	0	10	43
17:15	0	0	0	12	0	0	0	41	0	0	0	0	0	0	0	6	59
17:30	0	0	0	5	0	0	0	14	0	0	0	4	0	0	0	8	31
17:45	0	0	0	7	0	0	0	17	0	0	0	0	0	0	0	4	28
Hr Total	0	0	0	33	0	0	0	95	0	0	0	5	0	0	0	28	161
TOTAL	0	0	0	101	0	0	0	253	0	0	0	18	0	0	0	96	468

↑
North



Miami, Florida

March 26, 2009

drawn by: Luis Palomino

Signalized

Traffic Survey Specialists, Inc. 624 Gardenia Terrace
 Delray Beach, Florida 33444 Phone (561) 272-3255
 Volume Report with 24 Hour Totals

 Data File : D0318038.PRN
 Station : 000000031705
 Identification : 009600650037 Interval : 15 minutes
 Start date : Mar 18, 09 Start time : 00:00
 Stop date : Mar 18, 09 Stop time : 24:00
 City/Town : Miami, Florida County : Dade
 Location : NW 22 Avenue South of NW 45 Street

Mar 18 Northbound Volume for Lane 1

End Time	00	01	02	03	04	05	06	07	08	09	10	11
15	67	30	21	14	13	22	65	109	119	118	145	132
30	46	18	10	15	18	18	89	136	134	157	122	133
45	45	25	11	15	16	27	99	129	138	120	133	163
00	35	18	11	7	14	41	120	128	132	134	132	177
Hr Total	193	91	53	51	61	108	373	502	523	529	532	605

End Time	12	13	14	15	16	17	18	19	20	21	22	23
15	177	168	180	245	342	395	387	195	148	82	99	82
30	173	193	188	223	327	415	331	169	108	111	120	97
45	172	178	214	297	355	503	257	153	112	87	111	86
00	133	148	198	361	364	369	244	143	115	90	88	70
Hr Total	655	687	780	1126	1388	1682	1219	660	483	370	418	335

24 Hour Total : 13424
 AM peak hour begins : 11:30 AM peak volume : 690 Peak hour factor : 0.97
 PM peak hour begins : 17:00 PM peak volume : 1682 Peak hour factor : 0.84

Mar 18 Southbound Volume for Lane 2

End Time	00	01	02	03	04	05	06	07	08	09	10	11
15	17	15	12	10	14	25	78	198	226	184	131	141
30	14	12	6	6	18	30	123	184	178	228	131	115
45	20	8	16	7	24	51	179	194	183	220	127	134
00	18	21	10	18	29	68	193	177	198	175	114	133
Hr Total	69	56	44	41	85	174	573	753	785	807	503	523

End Time	12	13	14	15	16	17	18	19	20	21	22	23
15	114	116	113	121	137	144	126	84	72	56	62	27
30	113	135	120	139	127	128	111	87	68	65	49	44
45	110	99	118	112	145	130	109	84	61	52	40	30
00	114	110	126	123	146	109	96	79	54	45	46	25
Hr Total	451	460	477	495	555	511	442	334	255	218	197	126

24 Hour Total : 8934
 AM peak hour begins : 08:45 AM peak volume : 830 Peak hour factor : 0.91
 PM peak hour begins : 16:30 PM peak volume : 563 Peak hour factor : 0.96

Traffic Survey Specialists, Inc. 624 Gardenia Terrace
 Delray Beach, Florida 33444 Phone (561) 272-3255
 Volume Report with 24 Hour Totals

 Data File : D0318038.PRN
 Station : 000000031705
 Identification : 009600650037 Interval : 15 minutes
 Start date : Mar 18, 09 Start time : 00:00
 Stop date : Mar 18, 09 Stop time : 24:00
 City/Town : Miami, Florida County : Dade
 Location : NW 22 Avenue South of NW 45 Street

Mar 18 Total Volume for All Lanes

End Time	00	01	02	03	04	05	06	07	08	09	10	11
15	84	45	33	24	27	47	143	307	345	302	276	273
30	60	30	16	21	36	48	212	320	312	385	253	248
45	65	33	27	22	40	78	278	323	321	340	260	297
00	53	39	21	25	43	109	313	305	330	309	246	310
Hr Total	262	147	97	92	146	282	946	1255	1308	1336	1035	1128

End Time	12	13	14	15	16	17	18	19	20	21	22	23
15	291	284	293	366	479	539	513	279	220	138	161	109
30	286	328	308	362	454	543	442	256	176	176	169	141
45	282	277	332	409	500	633	366	237	173	139	151	116
00	247	258	324	484	510	478	340	222	169	135	134	95
Hr Total	1106	1147	1257	1621	1943	2193	1661	994	738	588	615	461

24 Hour Total : 22358
 AM peak hour begins : 08:45 AM peak volume : 1357 Peak hour factor : 0.88
 PM peak hour begins : 16:45 PM peak volume : 2225 Peak hour factor : 0.88

Traffic Survey Specialists, Inc. 624 Gardenia Terrace
 Delray Beach, Florida 33444 Phone (561) 272-3255
 Volume Report with 24 Hour Totals

 Data File : D0319021.PRN
 Station : 000000031705
 Identification : 009600650037 Interval : 15 minutes
 Start date : Mar 19, 09 Start time : 00:00
 Stop date : Mar 19, 09 Stop time : 24:00
 City/Town : Miami, Florida County : Dade
 Location : NW 22 Avenue South of NW 45 Street

Mar 19 Northbound Volume for Lane 1

End Time	00	01	02	03	04	05	06	07	08	09	10	11
15	67	33	15	16	13	20	61	116	134	114	122	151
30	44	27	9	11	21	33	81	122	117	136	130	152
45	44	29	11	14	11	46	107	126	116	138	152	156
00	37	21	13	16	24	54	107	163	120	125	138	183
Hr Total	192	110	48	57	69	153	356	527	487	513	542	642

End Time	12	13	14	15	16	17	18	19	20	21	22	23
15	159	182	165	241	341	359	327	160	127	100	109	108
30	182	200	166	237	345	453	273	174	114	119	113	71
45	177	189	184	312	343	386	231	142	127	111	124	114
00	174	177	206	335	369	350	181	124	115	97	91	91
Hr Total	692	748	721	1125	1398	1548	1012	600	483	427	437	384

24 Hour Total : 13271
 AM peak hour begins : 11:30 AM peak volume : 680 Peak hour factor : 0.93
 PM peak hour begins : 16:45 PM peak volume : 1567 Peak hour factor : 0.86

Mar 19 Southbound Volume for Lane 2

End Time	00	01	02	03	04	05	06	07	08	09	10	11
15	24	23	8	12	18	27	84	206	194	171	151	141
30	16	8	7	8	18	34	117	175	184	182	154	131
45	25	13	9	11	34	61	188	207	202	167	144	109
00	10	9	6	15	25	62	182	168	175	139	129	115
Hr Total	75	53	30	46	95	184	571	756	755	659	578	496

End Time	12	13	14	15	16	17	18	19	20	21	22	23
15	103	125	110	122	151	137	121	89	80	56	49	41
30	115	123	125	105	144	133	129	86	53	74	63	38
45	114	115	114	131	144	121	109	96	69	67	48	26
00	132	132	114	133	119	114	104	83	69	64	46	35
Hr Total	464	495	463	491	558	505	463	354	271	261	206	140

24 Hour Total : 8969
 AM peak hour begins : 06:45 AM peak volume : 770 Peak hour factor : 0.93
 PM peak hour begins : 15:45 PM peak volume : 572 Peak hour factor : 0.95

Traffic Survey Specialists, Inc. 624 Gardenia Terrace
 Delray Beach, Florida 33444 Phone (561) 272-3255
 Volume Report with 24 Hour Totals

 Data File : D0319021.PRN
 Station : 000000031705
 Identification : 009600650037 Interval : 15 minutes
 Start date : Mar 19, 09 Start time : 00:00
 Stop date : Mar 19, 09 Stop time : 24:00
 City/Town : Miami, Florida County : Dade
 Location : NW 22 Avenue South of NW 45 Street

Mar 19 Total Volume for All Lanes

End Time	00	01	02	03	04	05	06	07	08	09	10	11
15	91	56	23	28	31	47	145	322	328	285	273	292
30	60	35	16	19	39	67	198	297	301	318	284	283
45	69	42	20	25	45	107	295	333	318	305	296	265
00	47	30	19	31	49	116	289	331	295	264	267	298
Hr Total	267	163	78	103	164	337	927	1283	1242	1172	1120	1138

End Time	12	13	14	15	16	17	18	19	20	21	22	23
15	262	307	275	363	492	496	448	249	207	156	158	149
30	297	323	291	342	489	586	402	260	167	193	176	109
45	291	304	298	443	487	507	340	238	196	178	172	140
00	306	309	320	468	488	464	285	207	184	161	137	126
Hr Total	1156	1243	1184	1616	1956	2053	1475	954	754	688	643	524

24 Hour Total : 22240
 AM peak hour begins : 07:30 AM peak volume : 1293 Peak hour factor : 0.97
 PM peak hour begins : 16:45 PM peak volume : 2077 Peak hour factor : 0.89

Traffic Survey Specialists, Inc. 624 Gardenia Terrace
 Delray Beach, Florida 33444 Phone (561) 272-3255
 Volume Report with 24 Hour Totals

 Data File : D0318024.PRN
 Station : 000000031707
 Identification : 000058410082 Interval : 15 minutes
 Start date : Mar 18, 09 Start time : 00:00
 Stop date : Mar 18, 09 Stop time : 24:00
 City/Town : Miami, Florida County : Dade
 Location : NW 22 Avenue North of NW 36 Street

Mar 18 Northbound Volume for Lane 1

End Time	00	01	02	03	04	05	06	07	08	09	10	11
15	34	15	9	10	10	24	77	142	157	164	147	148
30	24	11	10	10	14	34	99	162	196	177	154	145
45	28	20	12	13	14	43	118	168	184	138	156	184
00	20	6	14	9	21	60	138	202	178	149	189	174
Hr Total	106	52	45	42	59	161	432	674	715	628	646	651

End Time	12	13	14	15	16	17	18	19	20	21	22	23
15	212	176	210	242	279	341	297	163	144	82	80	52
30	205	196	228	223	231	307	231	142	106	87	78	50
45	187	173	218	262	283	325	217	137	112	72	58	55
00	173	199	217	266	286	240	169	129	100	79	39	38
Hr Total	777	744	873	993	1079	1213	914	571	462	320	255	195

24 Hour Total : 12607
 AM peak hour begins : 11:30 AM peak volume : 775 Peak hour factor : 0.91
 PM peak hour begins : 16:45 PM peak volume : 1259 Peak hour factor : 0.92

Mar 18 Southbound Volume for Lane 2

End Time	00	01	02	03	04	05	06	07	08	09	10	11
15	34	24	16	18	17	33	101	207	321	252	209	171
30	40	16	16	17	23	41	156	234	225	277	230	193
45	33	17	20	17	24	59	241	249	232	250	219	200
00	27	20	17	15	35	86	261	236	291	236	206	210
Hr Total	134	77	69	67	99	219	759	926	1069	1015	864	774

End Time	12	13	14	15	16	17	18	19	20	21	22	23
15	213	194	224	211	223	246	200	163	116	89	93	66
30	204	203	211	238	243	251	193	177	118	111	111	60
45	191	181	224	214	206	250	198	115	100	109	68	50
00	229	213	239	241	244	212	153	123	77	90	75	56
Hr Total	837	791	898	904	916	959	744	578	411	399	347	232

24 Hour Total : 14088
 AM peak hour begins : 08:45 AM peak volume : 1070 Peak hour factor : 0.92
 PM peak hour begins : 16:45 PM peak volume : 991 Peak hour factor : 0.99

Traffic Survey Specialists, Inc. 624 Gardenia Terrace
 Delray Beach, Florida 33444 Phone (561) 272-3255
 Volume Report with 24 Hour Totals

Data File : D0318024.PRN
 Station : 000000031707
 Identification : 000058410082 Interval : 15 minutes
 Start date : Mar 18, 09 Start time : 00:00
 Stop date : Mar 18, 09 Stop time : 24:00
 City/Town : Miami, Florida County : Dade
 Location : NW 22 Avenue North of NW 36 Street

Mar 18 Total Volume for All Lanes

End Time	00	01	02	03	04	05	06	07	08	09	10	11
15	68	39	25	28	27	57	178	349	478	416	356	319
30	64	27	26	27	37	75	255	396	421	454	384	338
45	61	37	32	30	38	102	359	417	416	388	375	384
00	47	26	31	24	56	146	399	438	469	385	395	384
Hr Total	240	129	114	109	158	380	1191	1600	1784	1643	1510	1425

End Time	12	13	14	15	16	17	18	19	20	21	22	23
15	425	370	434	453	502	587	497	326	260	171	173	118
30	409	399	439	461	474	558	424	319	224	198	189	110
45	378	354	442	476	489	575	415	252	212	181	126	105
00	402	412	456	507	530	452	322	252	177	169	114	94
Hr Total	1614	1535	1771	1897	1995	2172	1658	1149	873	719	602	427

24 Hour Total : 26695
 AM peak hour begins : 08:00 AM peak volume : 1784 Peak hour factor : 0.93
 PM peak hour begins : 16:45 PM peak volume : 2250 Peak hour factor : 0.96

Traffic Survey Specialists, Inc. 624 Gardenia Terrace
 Delray Beach, Florida 33444 Phone (561) 272-3255
 Volume Report with 24 Hour Totals

 Data File : D0319014.PRN
 Station : 000000031707
 Identification : 000058410082 Interval : 15 minutes
 Start date : Mar 19, 09 Start time : 00:00
 Stop date : Mar 19, 09 Stop time : 24:00
 City/Town : Miami, Florida County : Dade
 Location : NW 22 Avenue North of NW 36 Street

Mar 19 Northbound Volume for Lane 1

End Time	00	01	02	03	04	05	06	07	08	09	10	11
15	35	13	12	14	12	33	83	142	189	149	160	157
30	23	10	7	7	8	36	102	135	163	166	150	185
45	24	13	10	13	18	55	139	184	183	155	169	193
00	22	12	7	19	23	57	148	210	144	133	170	188
Hr Total	104	48	36	53	61	181	472	671	679	603	649	723

End Time	12	13	14	15	16	17	18	19	20	21	22	23
15	177	193	175	239	256	304	257	131	139	90	77	54
30	180	211	225	233	264	294	197	158	101	95	75	42
45	205	202	214	294	267	300	209	109	121	91	82	75
00	168	187	190	261	274	237	158	136	96	80	64	49
Hr Total	730	793	804	1027	1061	1135	821	534	457	356	298	220

24 Hour Total : 12516
 AM peak hour begins : 07:30 AM peak volume : 746 Peak hour factor : 0.89
 PM peak hour begins : 16:45 PM peak volume : 1172 Peak hour factor : 0.96

Mar 19 Southbound Volume for Lane 2

End Time	00	01	02	03	04	05	06	07	08	09	10	11
15	32	18	11	11	17	40	96	223	281	246	241	235
30	27	14	15	12	19	57	149	207	248	227	223	213
45	34	31	18	18	36	59	235	249	201	228	231	199
00	29	20	17	15	29	85	239	261	261	214	201	195
Hr Total	122	83	61	56	101	241	719	940	991	915	896	842

End Time	12	13	14	15	16	17	18	19	20	21	22	23
15	201	238	197	229	247	249	212	170	144	112	90	73
30	188	224	203	204	215	247	208	139	124	124	106	64
45	219	213	233	219	259	267	176	155	104	108	95	69
00	242	200	240	258	202	229	174	139	116	105	104	53
Hr Total	850	875	873	910	923	992	770	603	488	449	395	259

24 Hour Total : 14354
 AM peak hour begins : 07:30 AM peak volume : 1039 Peak hour factor : 0.92
 PM peak hour begins : 17:00 PM peak volume : 992 Peak hour factor : 0.93

Traffic Survey Specialists, Inc. 624 Gardenia Terrace
 Delray Beach, Florida 33444 Phone (561) 272-3255
 Volume Report with 24 Hour Totals

Data File : D0319014.PRN
 Station : 000000031707
 Identification : 000058410082 Interval : 15 minutes
 Start date : Mar 19, 09 Start time : 00:00
 Stop date : Mar 19, 09 Stop time : 24:00
 City/Town : Miami, Florida County : Dade
 Location : NW 22 Avenue North of NW 36 Street

Mar 19 Total Volume for All Lanes

End Time	00	01	02	03	04	05	06	07	08	09	10	11
15	67	31	23	25	29	73	179	365	470	395	401	392
30	50	24	22	19	27	93	251	342	411	393	373	398
45	58	44	28	31	54	114	374	433	384	383	400	392
00	51	32	24	34	52	142	387	471	405	347	371	383
Hr Total	226	131	97	109	162	422	1191	1611	1670	1518	1545	1565

End Time	12	13	14	15	16	17	18	19	20	21	22	23
15	378	431	372	468	503	553	469	301	283	202	167	127
30	368	435	428	437	479	541	405	297	225	219	181	106
45	424	415	447	513	526	567	385	264	225	199	177	144
00	410	387	430	519	476	466	332	275	212	185	168	102
Hr Total	1580	1668	1677	1937	1984	2127	1591	1137	945	805	693	479

24 Hour Total : 26870
 AM peak hour begins : 07:30 AM peak volume : 1785 Peak hour factor : 0.95
 PM peak hour begins : 16:45 PM peak volume : 2137 Peak hour factor : 0.94

Traffic Survey Specialists, Inc. 624 Gardenia Terrace
 Delray Beach, Florida 33444 Phone (561) 272-3255
 Volume Report with 24 Hour Totals

 Data File : D0318030.PRN
 Station : 000000031715
 Identification : 009600650022 Interval : 15 minutes
 Start date : Mar 18, 09 Start time : 00:00
 Stop date : Mar 18, 09 Stop time : 24:00
 City/Town : Miami, Florida County : Dade
 Location : NW 22 Avenue North of NW 30 Street

Mar 18 Northbound Volume for Lane 1

End Time	00	01	02	03	04	05	06	07	08	09	10	11
15	28	9	9	8	6	21	52	114	112	136	127	130
30	21	6	11	13	11	24	61	135	156	154	117	143
45	26	20	8	7	12	26	107	132	172	106	127	124
00	9	6	7	9	16	38	106	156	153	119	159	134
Hr Total	84	41	35	37	45	109	326	537	593	515	530	531

End Time	12	13	14	15	16	17	18	19	20	21	22	23
15	207	141	166	203	209	255	245	152	135	70	83	53
30	174	176	194	218	207	264	202	135	83	82	70	48
45	149	158	187	201	209	231	180	118	72	64	66	43
00	142	139	197	213	257	235	166	136	76	58	45	30
Hr Total	672	614	744	835	882	985	793	541	366	274	264	174

24 Hour Total : 10527
 AM peak hour begins : 11:30 AM peak volume : 639 Peak hour factor : 0.77
 PM peak hour begins : 16:45 PM peak volume : 1007 Peak hour factor : 0.95

Mar 18 Southbound Volume for Lane 2

End Time	00	01	02	03	04	05	06	07	08	09	10	11
15	29	15	15	15	7	30	75	186	233	234	176	162
30	25	22	17	13	10	30	132	199	184	204	179	157
45	13	13	16	18	12	38	192	199	188	212	183	157
00	14	16	13	8	17	68	214	215	201	189	193	156
Hr Total	81	66	61	54	46	166	613	799	806	839	731	632

End Time	12	13	14	15	16	17	18	19	20	21	22	23
15	167	143	151	206	157	219	171	129	95	69	67	50
30	170	152	180	182	183	209	154	141	104	88	78	50
45	161	147	172	161	168	212	142	111	89	69	67	49
00	169	142	186	193	162	149	154	114	75	82	64	32
Hr Total	667	584	689	742	670	789	621	495	363	308	276	181

24 Hour Total : 11279
 AM peak hour begins : 08:45 AM peak volume : 851 Peak hour factor : 0.91
 PM peak hour begins : 16:45 PM peak volume : 802 Peak hour factor : 0.92

Traffic Survey Specialists, Inc. 624 Gardenia Terrace
 Delray Beach, Florida 33444 Phone (561) 272-3255
 Volume Report with 24 Hour Totals

 Data File : D0318030.PRN
 Station : 000000031715
 Identification : 009600650022 Interval : 15 minutes
 Start date : Mar 18, 09 Start time : 00:00
 Stop date : Mar 18, 09 Stop time : 24:00
 City/Town : Miami, Florida County : Dade
 Location : NW 22 Avenue North of NW 30 Street

Mar 18 Total Volume for All Lanes

End Time	00	01	02	03	04	05	06	07	08	09	10	11
15	57	24	24	23	13	51	127	300	345	370	303	292
30	46	28	28	26	21	54	193	334	340	358	296	300
45	39	33	24	25	24	64	299	331	360	318	310	281
00	23	22	20	17	33	106	320	371	354	308	352	290
Hr Total	165	107	96	91	91	275	939	1336	1399	1354	1261	1163

End Time	12	13	14	15	16	17	18	19	20	21	22	23
15	374	284	317	409	366	474	416	281	230	139	150	103
30	344	328	374	400	390	473	356	276	187	170	148	98
45	310	305	359	362	377	443	322	229	161	133	133	92
00	311	281	383	406	419	384	320	250	151	140	109	62
Hr Total	1339	1198	1433	1577	1552	1774	1414	1036	729	582	540	355

24 Hour Total : 21806
 AM peak hour begins : 08:30 AM peak volume : 1442 Peak hour factor : 0.97
 PM peak hour begins : 16:45 PM peak volume : 1809 Peak hour factor : 0.95

Traffic Survey Specialists, Inc. 624 Gardenia Terrace
 Delray Beach, Florida 33444 Phone (561) 272-3255
 Volume Report with 24 Hour Totals

 Data File : D0319017.PRN
 Station : 000000031715
 Identification : 009600650022 Interval : 15 minutes
 Start date : Mar 19, 09 Start time : 00:00
 Stop date : Mar 19, 09 Stop time : 24:00
 City/Town : Miami, Florida County : Dade
 Location : NW 22 Avenue North of NW 30 Street

Mar 19 Northbound Volume for Lane 1

End Time	00	01	02	03	04	05	06	07	08	09	10	11
15	22	13	13	10	11	20	54	109	142	111	144	151
30	20	16	5	8	15	35	55	120	131	128	122	156
45	14	8	9	7	12	29	101	158	125	130	133	172
00	11	10	5	12	18	49	106	147	115	104	153	147
Hr Total	67	47	32	37	56	133	316	534	513	473	552	626

End Time	12	13	14	15	16	17	18	19	20	21	22	23
15	153	134	143	210	214	262	208	129	114	79	79	56
30	167	173	200	198	228	231	197	132	106	86	75	40
45	182	175	168	228	214	268	176	118	109	90	84	54
00	155	170	167	193	225	222	123	107	74	79	66	48
Hr Total	657	652	678	829	881	983	704	486	403	334	304	198

24 Hour Total : 10495
 AM peak hour begins : 11:30 AM peak volume : 639 Peak hour factor : 0.88
 PM peak hour begins : 16:45 PM peak volume : 986 Peak hour factor : 0.92

Mar 19 Southbound Volume for Lane 2

End Time	00	01	02	03	04	05	06	07	08	09	10	11
15	29	15	10	7	7	26	71	201	217	211	214	181
30	22	12	11	11	11	34	119	182	173	189	174	167
45	18	17	14	17	20	39	176	226	208	172	179	159
00	10	13	15	8	19	54	193	216	220	168	177	146
Hr Total	79	57	50	43	57	153	559	825	818	740	744	653

End Time	12	13	14	15	16	17	18	19	20	21	22	23
15	142	167	149	176	190	185	186	149	127	83	80	70
30	160	169	176	157	162	181	164	145	99	88	91	56
45	175	164	171	163	196	206	142	133	119	79	82	44
00	165	166	190	182	153	181	147	112	91	73	99	33
Hr Total	642	666	686	678	701	753	639	539	436	323	352	203

24 Hour Total : 11396
 AM peak hour begins : 07:15 AM peak volume : 841 Peak hour factor : 0.93
 PM peak hour begins : 17:15 PM peak volume : 754 Peak hour factor : 0.92

Traffic Survey Specialists, Inc. 624 Gardenia Terrace
 Delray Beach, Florida 33444 Phone (561) 272-3255
 Volume Report with 24 Hour Totals

Data File : D0319017.PRN
 Station : 000000031715
 Identification : 009600650022 Interval : 15 minutes
 Start date : Mar 19, 09 Start time : 00:00
 Stop date : Mar 19, 09 Stop time : 24:00
 City/Town : Miami, Florida County : Dade
 Location : NW 22 Avenue North of NW 30 Street

Mar 19 Total Volume for All Lanes

End Time	00	01	02	03	04	05	06	07	08	09	10	11
15	51	28	23	17	18	46	125	310	359	322	358	332
30	42	28	16	19	26	69	174	302	304	317	296	323
45	32	25	23	24	32	68	277	384	333	302	312	331
00	21	23	20	20	37	103	299	363	335	272	330	293
Hr Total	146	104	82	80	113	286	875	1359	1331	1213	1296	1279

End Time	12	13	14	15	16	17	18	19	20	21	22	23
15	295	301	292	386	404	447	394	278	241	162	159	126
30	327	342	376	355	390	412	361	277	205	174	166	96
45	357	339	339	391	410	474	318	251	228	169	166	98
00	320	336	357	375	378	403	270	219	165	152	165	81
Hr Total	1299	1318	1364	1507	1582	1736	1343	1025	839	657	656	401

24 Hour Total : 21891
 AM peak hour begins : 07:30 AM peak volume : 1410 Peak hour factor : 0.92
 PM peak hour begins : 17:00 PM peak volume : 1736 Peak hour factor : 0.92

Traffic Survey Specialists, Inc. 624 Gardenia Terrace
 Delray Beach, Florida 33444 Phone (561) 272-3255
 Volume Report with 24 Hour Totals

 Data File : D0318010.PRN
 Station : 000000031716
 Identification : 000210521008 Interval : 15 minutes
 Start date : Mar 18, 09 Start time : 00:00
 Stop date : Mar 18, 09 Stop time : 24:00
 City/Town : Miami, Florida County : Dade
 Location : NW 22 Avenue North of NW 21 Terrace

Mar 18 Southbound Volume for Lane 1

End Time	00	01	02	03	04	05	06	07	08	09	10	11
15	25	13	10	7	7	17	62	199	254	219	183	208
30	16	17	11	10	7	22	83	223	270	205	187	179
45	19	9	11	13	8	34	142	255	252	215	222	153
00	11	15	7	4	14	43	153	228	225	185	175	182
Hr Total	71	54	39	34	36	116	440	905	1001	824	767	722

End Time	12	13	14	15	16	17	18	19	20	21	22	23
15	161	179	194	213	203	254	156	122	117	86	72	33
30	181	158	200	190	202	233	160	120	98	97	67	42
45	212	163	201	199	205	213	148	120	100	74	56	44
00	176	148	191	209	188	223	155	116	62	64	50	28
Hr Total	730	648	786	811	798	923	619	478	377	321	245	147

24 Hour Total : 11892
 AM peak hour begins : 07:30 AM peak volume : 1007 Peak hour factor : 0.93
 PM peak hour begins : 17:00 PM peak volume : 923 Peak hour factor : 0.91

Mar 18 Northbound Volume for Lane 2

End Time	00	01	02	03	04	05	06	07	08	09	10	11
15	22	15	14	6	9	20	59	124	132	150	150	151
30	26	7	8	8	8	27	55	138	192	136	150	155
45	26	18	9	4	9	27	99	139	192	128	140	142
00	19	11	6	8	16	33	109	145	157	159	170	168
Hr Total	93	51	37	26	42	107	322	546	673	573	610	616

End Time	12	13	14	15	16	17	18	19	20	21	22	23
15	178	180	185	209	209	242	236	161	131	85	98	53
30	200	187	185	194	201	258	203	143	114	84	71	41
45	145	165	197	174	212	174	203	151	82	74	68	33
00	155	147	203	219	241	264	192	125	89	68	48	38
Hr Total	678	679	770	796	863	938	834	580	416	311	285	165

24 Hour Total : 11011
 AM peak hour begins : 08:15 AM peak volume : 691 Peak hour factor : 0.90
 PM peak hour begins : 16:30 PM peak volume : 953 Peak hour factor : 0.92

Traffic Survey Specialists, Inc. 624 Gardenia Terrace
 Delray Beach, Florida 33444 Phone (561) 272-3255
 Volume Report with 24 Hour Totals

Data File : D0318010.PRN
 Station : 000000031716
 Identification : 000210521008 Interval : 15 minutes
 Start date : Mar 18, 09 Start time : 00:00
 Stop date : Mar 18, 09 Stop time : 24:00
 City/Town : Miami, Florida County : Dade
 Location : NW 22 Avenue North of NW 21 Terrace

Mar 18 Total Volume for All Lanes

End Time	00	01	02	03	04	05	06	07	08	09	10	11
15	47	28	24	13	16	37	121	323	386	369	333	359
30	42	24	19	18	15	49	138	361	462	341	337	334
45	45	27	20	17	17	61	241	394	444	343	362	295
00	30	26	13	12	30	76	262	373	382	344	345	350
Hr Total	164	105	76	60	78	223	762	1451	1674	1397	1377	1338

End Time	12	13	14	15	16	17	18	19	20	21	22	23
15	339	359	379	422	412	496	392	283	248	171	170	86
30	381	345	385	384	403	491	363	263	212	181	138	83
45	357	328	398	373	417	387	351	271	182	148	124	77
00	331	295	394	428	429	487	347	241	151	132	98	66
Hr Total	1408	1327	1556	1607	1661	1861	1453	1058	793	632	530	312

24 Hour Total : 22903
 AM peak hour begins : 08:00 AM peak volume : 1674 Peak hour factor : 0.91
 PM peak hour begins : 17:00 PM peak volume : 1861 Peak hour factor : 0.94

Traffic Survey Specialists, Inc. 624 Gardenia Terrace
 Delray Beach, Florida 33444 Phone (561) 272-3255
 Volume Report with 24 Hour Totals

Data File : D0319007.PRN
 Station : 000000031716
 Identification : 000210521008 Interval : 15 minutes
 Start date : Mar 19, 09 Start time : 00:00
 Stop date : Mar 19, 09 Stop time : 24:00
 City/Town : Miami, Florida County : Dade
 Location : NW 22 Avenue North of NW 21 Terrace

Mar 19 Southbound Volume for Lane 1

End Time	00	01	02	03	04	05	06	07	08	09	10	11
15	20	11	6	5	11	13	60	195	222	201	215	199
30	10	8	9	5	8	22	78	186	173	216	173	174
45	18	9	4	4	18	31	159	212	212	168	201	184
00	8	12	5	8	14	34	137	214	220	195	207	155
Hr Total	56	40	24	22	51	100	434	807	827	780	796	712

End Time	12	13	14	15	16	17	18	19	20	21	22	23
15	170	201	159	221	194	216	193	148	108	85	70	62
30	174	184	208	204	196	220	160	152	103	89	93	59
45	177	188	190	168	198	249	162	135	111	68	69	39
00	200	168	188	198	183	216	166	116	80	79	73	32
Hr Total	721	741	745	791	771	901	681	551	402	321	305	192

24 Hour Total : 11771
 AM peak hour begins : 08:30 AM peak volume : 849 Peak hour factor : 0.96
 PM peak hour begins : 17:00 PM peak volume : 901 Peak hour factor : 0.90

Mar 19 Northbound Volume for Lane 2

End Time	00	01	02	03	04	05	06	07	08	09	10	11
15	17	15	13	5	9	27	53	109	133	151	163	184
30	20	17	11	10	10	23	62	117	137	147	150	179
45	21	10	5	10	10	30	91	137	143	152	157	179
00	8	16	9	4	16	48	116	143	138	126	179	178
Hr Total	66	58	38	29	45	128	322	506	551	576	649	720

End Time	12	13	14	15	16	17	18	19	20	21	22	23
15	169	181	147	192	239	238	198	142	114	99	78	62
30	178	193	204	194	248	210	209	142	115	95	90	53
45	203	186	172	209	201	224	173	136	124	101	93	45
00	196	144	188	211	214	220	139	142	85	94	69	50
Hr Total	746	704	711	806	902	892	719	562	438	389	330	210

24 Hour Total : 11097
 AM peak hour begins : 10:45 AM peak volume : 721 Peak hour factor : 0.98
 PM peak hour begins : 15:30 PM peak volume : 907 Peak hour factor : 0.91

Traffic Survey Specialists, Inc. 624 Gardenia Terrace
 Delray Beach, Florida 33444 Phone (561) 272-3255
 Volume Report with 24 Hour Totals

Data File : D0319007.PRN
 Station : 000000031716
 Identification : 000210521008 Interval : 15 minutes
 Start date : Mar 19, 09 Start time : 00:00
 Stop date : Mar 19, 09 Stop time : 24:00
 City/Town : Miami, Florida County : Dade
 Location : NW 22 Avenue North of NW 21 Terrace

Mar 19 Total Volume for All Lanes

End Time	00	01	02	03	04	05	06	07	08	09	10	11
15	37	26	19	10	20	40	113	304	355	352	378	383
30	30	25	20	15	18	45	140	303	310	363	323	353
45	39	19	9	14	28	61	250	349	355	320	358	363
00	16	28	14	12	30	82	253	357	358	321	386	333
Hr Total	122	98	62	51	96	228	756	1313	1378	1356	1445	1432

End Time	12	13	14	15	16	17	18	19	20	21	22	23
15	339	382	306	413	433	454	391	290	222	184	148	124
30	352	377	412	398	444	430	369	294	218	184	183	112
45	380	374	362	377	399	473	335	271	235	169	162	84
00	396	312	376	409	397	436	305	258	165	173	142	82
Hr Total	1467	1445	1456	1597	1673	1793	1400	1113	840	710	635	402

24 Hour Total : 22868
 AM peak hour begins : 10:45 AM peak volume : 1485 Peak hour factor : 0.96
 PM peak hour begins : 17:00 PM peak volume : 1793 Peak hour factor : 0.95

Traffic Survey Specialists, Inc. 624 Gardenia Terrace
 Delray Beach, Florida 33444 Phone (561) 272-3255
 Volume Report with 24 Hour Totals

Data File : D0317003.PRN
 Station : 000000031623
 Identification : 000110252095 Interval : 15 minutes
 Start date : Mar 17, 09 Start time : 00:00
 Stop date : Mar 17, 09 Stop time : 24:00
 City/Town : Miami, Florida County : Dade
 Location : NW 22 Avenue North of NW 14 Street

Mar 17 Northbound Volume for Lane 1

End Time	00	01	02	03	04	05	06	07	08	09	10	11
15	33	22	9	5	9	18	93	184	216	203	189	155
30	19	12	11	6	4	37	121	181	245	189	202	252
45	21	19	9	3	17	54	186	220	242	176	185	236
00	25	14	5	5	15	60	196	239	221	218	217	225
Hr Total	98	67	34	19	45	169	596	824	924	786	793	868

End Time	12	13	14	15	16	17	18	19	20	21	22	23
15	191	221	221	274	245	255	282	182	119	114	89	57
30	210	250	198	243	292	322	184	158	118	105	85	50
45	233	225	228	348	287	284	267	155	116	111	89	41
00	233	208	282	276	252	256	214	157	129	107	49	30
Hr Total	867	904	929	1141	1076	1117	947	652	482	437	312	178

24 Hour Total : 14265
 AM peak hour begins : 07:45 AM peak volume : 942 Peak hour factor : 0.96
 PM peak hour begins : 15:30 PM peak volume : 1161 Peak hour factor : 0.83

Mar 17 Southbound Volume for Lane 2

End Time	00	01	02	03	04	05	06	07	08	09	10	11
15	23	14	4	4	4	13	50	183	279	217	189	139
30	21	13	7	7	9	25	88	224	214	229	229	258
45	26	10	4	9	12	41	155	239	254	215	214	229
00	20	10	5	7	20	49	173	263	234	215	219	239
Hr Total	90	47	20	27	45	128	466	909	981	876	851	865

End Time	12	13	14	15	16	17	18	19	20	21	22	23
15	204	193	194	267	279	315	279	204	149	112	91	44
30	233	223	230	260	275	359	252	157	124	119	80	42
45	238	255	279	306	313	323	254	170	107	89	53	52
00	214	208	303	274	305	337	207	155	115	88	47	30
Hr Total	889	879	1006	1107	1172	1334	992	686	495	408	271	168

24 Hour Total : 14712
 AM peak hour begins : 07:45 AM peak volume : 1010 Peak hour factor : 0.91
 PM peak hour begins : 17:00 PM peak volume : 1334 Peak hour factor : 0.93

Traffic Survey Specialists, Inc. 624 Gardenia Terrace
 Delray Beach, Florida 33444 Phone (561) 272-3255
 Volume Report with 24 Hour Totals

Data File : D0317003.PRN
 Station : 000000031623
 Identification : 000110252095 Interval : 15 minutes
 Start date : Mar 17, 09 Start time : 00:00
 Stop date : Mar 17, 09 Stop time : 24:00
 City/Town : Miami, Florida County : Dade
 Location : NW 22 Avenue North of NW 14 Street

Mar 17 Total Volume for All Lanes

End Time	00	01	02	03	04	05	06	07	08	09	10	11
15	56	36	13	9	13	31	143	367	495	420	378	294
30	40	25	18	13	13	62	209	405	459	418	431	510
45	47	29	13	12	29	95	341	459	496	391	399	465
00	45	24	10	12	35	109	369	502	455	433	436	464
Hr Total	188	114	54	46	90	297	1062	1733	1905	1662	1644	1733

End Time	12	13	14	15	16	17	18	19	20	21	22	23
15	395	414	415	541	524	570	561	386	268	226	180	101
30	443	473	428	503	567	681	436	315	242	224	165	92
45	471	480	507	654	600	607	521	325	223	200	142	93
00	447	416	585	550	557	593	421	312	244	195	96	60
Hr Total	1756	1783	1935	2248	2248	2451	1939	1338	977	845	583	346

24 Hour Total : 28977
 AM peak hour begins : 07:45 AM peak volume : 1952 Peak hour factor : 0.97
 PM peak hour begins : 17:00 PM peak volume : 2451 Peak hour factor : 0.90

Traffic Survey Specialists, Inc. 624 Gardenia Terrace
 Delray Beach, Florida 33444 Phone (561) 272-3255
 Volume Report with 24 Hour Totals

Data File : D0317013.PRN
 Station : 000000031621
 Identification : 000210321024 Interval : 15 minutes
 Start date : Mar 17, 09 Start time : 00:00
 Stop date : Mar 17, 09 Stop time : 24:00
 City/Town : Miami, Florida County : Dade
 Location : NW 22 Avenue South of NW 6 Street

Mar 17 Southbound Volume for Lane 1

End Time	00	01	02	03	04	05	06	07	08	09	10	11
15	23	15	6	5	5	5	43	177	237	188	175	173
30	25	5	3	6	7	16	75	216	217	186	146	198
45	21	11	5	4	9	33	92	209	178	166	201	180
00	20	17	5	4	16	37	129	232	197	184	193	217
Hr Total	89	48	19	19	37	91	339	834	829	724	715	768

End Time	12	13	14	15	16	17	18	19	20	21	22	23
15	164	162	158	194	234	235	239	182	134	89	102	35
30	161	163	123	213	218	220	228	134	123	100	77	44
45	185	179	187	215	225	264	183	151	106	88	44	40
00	190	177	216	207	242	251	197	153	84	76	50	29
Hr Total	700	681	684	829	919	970	847	620	447	353	273	148

24 Hour Total : 11983
 AM peak hour begins : 07:30 AM peak volume : 895 Peak hour factor : 0.94
 PM peak hour begins : 17:30 PM peak volume : 982 Peak hour factor : 0.93

Mar 17 Northbound Volume for Lane 2

End Time	00	01	02	03	04	05	06	07	08	09	10	11
15	18	21	8	7	7	18	68	127	150	136	162	178
30	16	14	12	6	4	37	99	130	163	153	146	160
45	19	6	14	5	12	38	122	215	174	159	162	168
00	15	9	6	12	17	44	134	203	132	164	160	165
Hr Total	68	50	40	30	40	137	423	675	619	612	630	671

End Time	12	13	14	15	16	17	18	19	20	21	22	23
15	186	196	185	215	224	258	228	168	137	128	94	63
30	194	199	195	213	210	239	213	153	124	103	66	52
45	164	190	186	232	250	260	183	134	111	101	80	45
00	193	174	200	217	228	227	171	128	115	89	43	27
Hr Total	737	759	766	877	912	984	795	583	487	421	283	187

24 Hour Total : 11786
 AM peak hour begins : 07:30 AM peak volume : 731 Peak hour factor : 0.85
 PM peak hour begins : 16:45 PM peak volume : 985 Peak hour factor : 0.95

Traffic Survey Specialists, Inc. 624 Gardenia Terrace
 Delray Beach, Florida 33444 Phone (561) 272-3255
 Volume Report with 24 Hour Totals

Data File : D0317013.PRN
 Station : 000000031621
 Identification : 000210321024 Interval : 15 minutes
 Start date : Mar 17, 09 Start time : 00:00
 Stop date : Mar 17, 09 Stop time : 24:00
 City/Town : Miami, Florida County : Dade
 Location : NW 22 Avenue South of NW 6 Street

Mar 17 Total Volume for All Lanes

End Time	00	01	02	03	04	05	06	07	08	09	10	11
15	41	36	14	12	12	23	111	304	387	324	337	351
30	41	19	15	12	11	53	174	346	380	339	292	358
45	40	17	19	9	21	71	214	424	352	325	363	348
00	35	26	11	16	33	81	263	435	329	348	353	382
Hr Total	157	98	59	49	77	228	762	1509	1448	1336	1345	1439

End Time	12	13	14	15	16	17	18	19	20	21	22	23
15	350	358	343	409	458	493	467	350	271	217	196	98
30	355	362	318	426	428	459	441	287	247	203	143	96
45	349	369	373	447	475	524	366	285	217	189	124	85
00	383	351	416	424	470	478	368	281	199	165	93	56
Hr Total	1437	1440	1450	1706	1831	1954	1642	1203	934	774	556	335

24 Hour Total : 23769
 AM peak hour begins : 07:30 AM peak volume : 1626 Peak hour factor : 0.93
 PM peak hour begins : 17:00 PM peak volume : 1954 Peak hour factor : 0.93

Traffic Survey Specialists, Inc. 624 Gardenia Terrace
 Delray Beach, Florida 33444 Phone (561) 272-3255
 Volume Report with 24 Hour Totals

Data File : D0318021.PRN
 Station : 000000031621
 Identification : 000210321024 Interval : 15 minutes
 Start date : Mar 18, 09 Start time : 00:00
 Stop date : Mar 18, 09 Stop time : 24:00
 City/Town : Miami, Florida County : Dade
 Location : NW 22 Avenue South of NW 6 Street

Mar 18 Southbound Volume for Lane 1

End Time	00	01	02	03	04	05	06	07	08	09	10	11
15	13	12	8	8	5	10	48	183	182	187	199	202
30	16	10	7	5	5	20	56	187	233	173	158	181
45	19	13	5	4	14	30	97	181	216	183	199	172
00	11	16	10	7	12	34	121	214	233	175	176	188
Hr Total	59	51	30	24	36	94	322	765	864	718	732	743

End Time	12	13	14	15	16	17	18	19	20	21	22	23
15	160	171	197	200	201	255	226	144	112	93	79	40
30	202	164	197	186	226	265	194	129	122	107	71	40
45	177	180	219	209	244	217	237	153	83	92	75	39
00	197	176	194	213	228	293	180	97	87	85	52	27
Hr Total	736	691	807	808	899	1030	837	523	404	377	277	146

24 Hour Total : 11973
 AM peak hour begins : 08:15 AM peak volume : 869 Peak hour factor : 0.93
 PM peak hour begins : 17:00 PM peak volume : 1030 Peak hour factor : 0.88

Mar 18 Northbound Volume for Lane 2

End Time	00	01	02	03	04	05	06	07	08	09	10	11
15	25	22	5	9	7	23	69	135	142	143	149	165
30	26	17	15	7	12	29	91	136	177	155	182	201
45	21	13	10	6	17	43	111	196	176	162	154	160
00	16	22	10	9	18	45	128	189	140	165	168	182
Hr Total	88	74	40	31	54	140	399	656	635	625	653	708

End Time	12	13	14	15	16	17	18	19	20	21	22	23
15	191	200	191	207	203	256	229	178	125	111	97	59
30	209	164	211	209	215	245	220	148	114	100	88	39
45	184	183	208	161	239	249	184	142	99	108	69	26
00	171	168	222	220	218	232	192	138	103	89	55	27
Hr Total	755	715	832	797	875	982	825	606	441	408	309	151

24 Hour Total : 11799
 AM peak hour begins : 11:30 AM peak volume : 742 Peak hour factor : 0.89
 PM peak hour begins : 17:00 PM peak volume : 982 Peak hour factor : 0.96

Traffic Survey Specialists, Inc. 624 Gardenia Terrace
 Delray Beach, Florida 33444 Phone (561) 272-3255
 Volume Report with 24 Hour Totals

Data File : D0318021.PRN
 Station : 000000031621
 Identification : 000210321024 Interval : 15 minutes
 Start date : Mar 18, 09 Start time : 00:00
 Stop date : Mar 18, 09 Stop time : 24:00
 City/Town : Miami, Florida County : Dade
 Location : NW 22 Avenue South of NW 6 Street

Mar 18 Total Volume for All Lanes

End Time	00	01	02	03	04	05	06	07	08	09	10	11
15	38	34	13	17	12	33	117	318	324	330	348	367
30	42	27	22	12	17	49	147	323	410	328	340	382
45	40	26	15	10	31	73	208	377	392	345	353	332
00	27	38	20	16	30	79	249	403	373	340	344	370
Hr Total	147	125	70	55	90	234	721	1421	1499	1343	1385	1451

End Time	12	13	14	15	16	17	18	19	20	21	22	23
15	351	371	388	407	404	511	455	322	237	204	176	99
30	411	328	408	395	441	510	414	277	236	207	159	79
45	361	363	427	370	483	466	421	295	182	200	144	65
00	368	344	416	433	446	525	372	235	190	174	107	54
Hr Total	1491	1406	1639	1605	1774	2012	1662	1129	845	785	586	297

24 Hour Total : 23772
 AM peak hour begins : 07:45 AM peak volume : 1529 Peak hour factor : 0.93
 PM peak hour begins : 17:00 PM peak volume : 2012 Peak hour factor : 0.96

Traffic Survey Specialists, Inc. 624 Gardenia Terrace
 Delray Beach, Florida 33444 Phone (561) 272-3255
 Volume Report with 24 Hour Totals

Data File : D0317022.PRN
 Station : 000000031620
 Identification : 000058410072 Interval : 15 minutes
 Start date : Mar 17, 09 Start time : 00:00
 Stop date : Mar 17, 09 Stop time : 24:00
 City/Town : Miami, Florida County : Dade
 Location : SW 22 Avenue South of SW 1 Street

Mar 17 Northbound Volume for Lane 1

End Time	00	01	02	03	04	05	06	07	08	09	10	11
15	24	15	4	6	6	14	59	167	200	177	162	178
30	19	3	6	2	3	29	94	205	206	161	144	152
45	14	7	10	6	4	31	105	188	190	171	159	158
00	6	6	2	7	13	42	115	202	163	182	163	148
Hr Total	63	31	22	21	26	116	373	762	759	691	628	636

End Time	12	13	14	15	16	17	18	19	20	21	22	23
15	177	181	200	236	186	205	221	158	117	82	78	51
30	173	181	187	217	225	231	201	157	109	105	67	41
45	164	183	181	206	208	208	186	134	96	73	64	33
00	173	180	215	210	208	210	164	117	87	58	42	21
Hr Total	687	725	783	869	827	854	772	566	409	318	251	146

24 Hour Total : 11335
 AM peak hour begins : 07:45 AM peak volume : 798 Peak hour factor : 0.97
 PM peak hour begins : 14:45 PM peak volume : 874 Peak hour factor : 0.93

Mar 17 Southbound Volume for Lane 2

End Time	00	01	02	03	04	05	06	07	08	09	10	11
15	17	9	1	0	6	6	29	106	186	138	139	149
30	22	4	3	6	2	12	41	106	164	146	127	143
45	12	5	3	3	3	23	69	165	136	130	134	154
00	10	7	4	2	12	27	77	180	166	146	149	163
Hr Total	61	25	11	11	23	68	216	557	652	560	549	609

End Time	12	13	14	15	16	17	18	19	20	21	22	23
15	128	128	145	172	203	198	187	130	100	63	67	22
30	127	136	106	199	143	160	189	116	70	66	61	31
45	135	153	163	181	165	204	138	104	69	62	33	21
00	143	145	190	184	167	173	163	107	61	53	42	10
Hr Total	533	562	604	736	678	735	677	457	300	244	203	84

24 Hour Total : 9155
 AM peak hour begins : 07:30 AM peak volume : 695 Peak hour factor : 0.93
 PM peak hour begins : 15:15 PM peak volume : 767 Peak hour factor : 0.94

Traffic Survey Specialists, Inc. 624 Gardenia Terrace
 Delray Beach, Florida 33444 Phone (561) 272-3255
 Volume Report with 24 Hour Totals

Data File : D0317022.PRN
 Station : 000000031620
 Identification : 000058410072 Interval : 15 minutes
 Start date : Mar 17, 09 Start time : 00:00
 Stop date : Mar 17, 09 Stop time : 24:00
 City/Town : Miami, Florida County : Dade
 Location : SW 22 Avenue South of SW 1 Street

Mar 17 Total Volume for All Lanes

End Time	00	01	02	03	04	05	06	07	08	09	10	11
15	41	24	5	6	12	20	88	273	386	315	301	327
30	41	7	9	8	5	41	135	311	370	307	271	295
45	26	12	13	9	7	54	174	353	326	301	293	312
00	16	13	6	9	25	69	192	382	329	328	312	311
Hr Total	124	56	33	32	49	184	589	1319	1411	1251	1177	1245

End Time	12	13	14	15	16	17	18	19	20	21	22	23
15	305	309	345	408	389	403	408	288	217	145	145	73
30	300	317	293	416	368	391	390	273	179	171	128	72
45	299	336	344	387	373	412	324	238	165	135	97	54
00	316	325	405	394	375	383	327	224	148	111	84	31
Hr Total	1220	1287	1387	1605	1505	1589	1449	1023	709	562	454	230

24 Hour Total : 20490
 AM peak hour begins : 07:30 AM peak volume : 1491 Peak hour factor : 0.97
 PM peak hour begins : 14:45 PM peak volume : 1616 Peak hour factor : 0.97

Traffic Survey Specialists, Inc. 624 Gardenia Terrace
 Delray Beach, Florida 33444 Phone (561) 272-3255
 Volume Report with 24 Hour Totals

Data File : D0318037.PRN
 Station : 000000031620
 Identification : 000058410072 Interval : 15 minutes
 Start date : Mar 18, 09 Start time : 00:00
 Stop date : Mar 18, 09 Stop time : 24:00
 City/Town : Miami, Florida County : Dade
 Location : SW 22 Avenue South of SW 1 Street

Mar 18 Northbound Volume for Lane 1

End Time	00	01	02	03	04	05	06	07	08	09	10	11
15	27	13	6	6	7	13	67	154	182	158	157	179
30	24	13	7	7	8	23	84	213	203	157	138	183
45	16	17	7	4	11	33	101	183	201	165	162	167
00	13	8	8	5	14	41	113	184	176	144	159	170
Hr Total	80	51	28	22	40	110	365	734	762	624	616	699

End Time	12	13	14	15	16	17	18	19	20	21	22	23
15	207	195	175	193	183	196	191	158	114	82	77	55
30	190	181	194	212	197	218	215	123	91	72	76	31
45	181	196	186	185	194	210	168	126	75	62	65	27
00	155	153	226	219	184	226	168	121	72	70	51	22
Hr Total	733	725	781	809	758	850	742	528	352	286	269	135

24 Hour Total : 11099
 AM peak hour begins : 07:45 AM peak volume : 770 Peak hour factor : 0.95
 PM peak hour begins : 17:00 PM peak volume : 850 Peak hour factor : 0.94

Mar 18 Southbound Volume for Lane 2

End Time	00	01	02	03	04	05	06	07	08	09	10	11
15	10	7	2	6	2	9	41	94	149	136	152	154
30	12	10	3	2	2	15	39	122	168	133	121	137
45	9	10	3	1	9	16	59	155	161	145	147	127
00	9	7	8	3	8	28	71	133	192	127	148	137
Hr Total	40	34	16	12	21	68	210	504	670	541	568	555

End Time	12	13	14	15	16	17	18	19	20	21	22	23
15	128	147	173	166	182	197	182	111	71	72	54	30
30	159	144	166	151	141	181	160	109	60	65	41	31
45	130	163	188	167	196	163	185	93	63	62	51	30
00	146	132	178	176	160	188	137	71	49	70	41	15
Hr Total	563	586	705	660	679	729	664	384	243	269	187	106

24 Hour Total : 9014
 AM peak hour begins : 08:00 AM peak volume : 670 Peak hour factor : 0.87
 PM peak hour begins : 16:30 PM peak volume : 734 Peak hour factor : 0.93

Traffic Survey Specialists, Inc. 624 Gardenia Terrace
 Delray Beach, Florida 33444 Phone (561) 272-3255
 Volume Report with 24 Hour Totals

Data File : D0318037.PRN
 Station : 000000031620
 Identification : 000058410072 Interval : 15 minutes
 Start date : Mar 18, 09 Start time : 00:00
 Stop date : Mar 18, 09 Stop time : 24:00
 City/Town : Miami, Florida County : Dade
 Location : SW 22 Avenue South of SW 1 Street

Mar 18 Total Volume for All Lanes

End Time	00	01	02	03	04	05	06	07	08	09	10	11
15	37	20	8	12	9	22	108	248	331	294	309	333
30	36	23	10	9	10	38	123	335	371	290	259	320
45	25	27	10	5	20	49	160	338	362	310	309	294
00	22	15	16	8	22	69	184	317	368	271	307	307
Hr Total	120	85	44	34	61	178	575	1238	1432	1165	1184	1254

End Time	12	13	14	15	16	17	18	19	20	21	22	23
15	335	342	348	359	365	393	373	269	185	154	131	85
30	349	325	360	363	338	399	375	232	151	137	117	62
45	311	359	374	352	390	373	353	219	138	124	116	57
00	301	285	404	395	344	414	305	192	121	140	92	37
Hr Total	1296	1311	1486	1469	1437	1579	1406	912	595	555	456	241

24 Hour Total : 20113
 AM peak hour begins : 08:00 AM peak volume : 1432 Peak hour factor : 0.96
 PM peak hour begins : 17:00 PM peak volume : 1579 Peak hour factor : 0.95

Traffic Survey Specialists, Inc. 624 Gardenia Terrace
 Delray Beach, Florida 33444 Phone (561) 272-3255
 Volume Report with 24 Hour Totals

 Data File : D0318004.PRN
 Station : 000000031704
 Identification : 000411692110 Interval : 15 minutes
 Start date : Mar 18, 09 Start time : 00:00
 Stop date : Mar 18, 09 Stop time : 24:00
 City/Town : Miami, Florida County : Dade
 Location : NW 17 Avenue South of NW 45 Street

Mar 18 Northbound Volume for Lane 1

End Time	00	01	02	03	04	05	06	07	08	09	10	11
15	41	23	7	5	5	15	24	72	77	101	84	97
30	39	19	14	11	10	12	46	91	89	77	103	115
45	26	13	5	9	6	18	44	103	104	77	89	111
00	17	13	9	6	5	23	58	95	97	96	116	110
Hr Total	123	68	35	31	26	68	172	361	367	351	392	433

End Time	12	13	14	15	16	17	18	19	20	21	22	23
15	127	102	134	157	196	237	184	139	89	82	113	87
30	125	111	124	171	213	218	134	107	82	81	72	66
45	102	114	148	204	196	202	124	93	88	78	80	46
00	112	128	154	207	206	193	143	94	81	53	51	35
Hr Total	466	455	560	739	811	850	585	433	340	294	316	234

24 Hour Total : 8510
 AM peak hour begins : 11:30 AM peak volume : 473 Peak hour factor : 0.93
 PM peak hour begins : 16:45 PM peak volume : 863 Peak hour factor : 0.91

Mar 18 Southbound Volume for Lane 2

End Time	00	01	02	03	04	05	06	07	08	09	10	11
15	20	11	9	6	4	10	35	110	181	159	106	89
30	17	10	5	6	10	10	40	138	183	156	100	77
45	20	8	10	4	13	28	89	180	153	119	70	92
00	13	9	8	2	9	25	109	158	169	89	91	95
Hr Total	70	38	32	18	36	73	273	586	686	523	367	353

End Time	12	13	14	15	16	17	18	19	20	21	22	23
15	92	79	116	106	101	88	87	89	74	50	44	32
30	97	93	107	87	106	105	89	77	76	45	41	30
45	82	92	114	95	119	112	73	90	59	59	46	22
00	82	93	112	117	106	85	84	65	52	38	29	15
Hr Total	353	357	449	405	432	390	333	321	261	192	160	99

24 Hour Total : 6807
 AM peak hour begins : 07:30 AM peak volume : 702 Peak hour factor : 0.96
 PM peak hour begins : 14:00 PM peak volume : 449 Peak hour factor : 0.97

Traffic Survey Specialists, Inc. 624 Gardenia Terrace
 Delray Beach, Florida 33444 Phone (561) 272-3255
 Volume Report with 24 Hour Totals

 Data File : D0318004.PRN
 Station : 000000031704
 Identification : 000411692110 Interval : 15 minutes
 Start date : Mar 18, 09 Start time : 00:00
 Stop date : Mar 18, 09 Stop time : 24:00
 City/Town : Miami, Florida County : Dade
 Location : NW 17 Avenue South of NW 45 Street

Mar 18 Total Volume for All Lanes

End Time	00	01	02	03	04	05	06	07	08	09	10	11
15	61	34	16	11	9	25	59	182	258	260	190	186
30	56	29	19	17	20	22	86	229	272	233	203	192
45	46	21	15	13	19	46	133	283	257	196	159	203
00	30	22	17	8	14	48	167	253	266	185	207	205
Hr Total	193	106	67	49	62	141	445	947	1053	874	759	786

End Time	12	13	14	15	16	17	18	19	20	21	22	23
15	219	181	250	263	297	325	271	228	163	132	157	119
30	222	204	231	258	319	323	223	184	158	126	113	96
45	184	206	262	299	315	314	197	183	147	137	126	68
00	194	221	266	324	312	278	227	159	133	91	80	50
Hr Total	819	812	1009	1144	1243	1240	918	754	601	486	476	333

24 Hour Total : 15317
 AM peak hour begins : 07:30 AM peak volume : 1066 Peak hour factor : 0.94
 PM peak hour begins : 16:30 PM peak volume : 1275 Peak hour factor : 0.98

Traffic Survey Specialists, Inc. 624 Gardenia Terrace
 Delray Beach, Florida 33444 Phone (561) 272-3255
 Volume Report with 24 Hour Totals

Data File : D0319004.PRN
 Station : 000000031704
 Identification : 000411692110 Interval : 15 minutes
 Start date : Mar 19, 09 Start time : 00:00
 Stop date : Mar 19, 09 Stop time : 24:00
 City/Town : Miami, Florida County : Dade
 Location : NW 17 Avenue South of NW 45 Street

Mar 19 Northbound Volume for Lane 1

End Time	00	01	02	03	04	05	06	07	08	09	10	11
15	32	13	4	8	8	12	29	76	125	76	109	108
30	21	9	4	8	10	16	30	102	107	92	92	102
45	18	11	7	3	8	16	47	105	99	86	110	95
00	17	5	5	4	8	22	59	101	96	89	99	134
Hr Total	88	38	20	23	34	66	165	384	427	343	410	439

End Time	12	13	14	15	16	17	18	19	20	21	22	23
15	152	106	133	170	199	230	176	98	93	66	110	78
30	112	118	119	179	218	210	123	95	94	78	104	84
45	103	83	132	204	190	181	97	105	110	64	87	47
00	105	144	155	222	192	163	115	99	100	79	96	52
Hr Total	472	451	539	775	799	784	511	397	397	287	397	261

24 Hour Total : 8507
 AM peak hour begins : 11:30 AM peak volume : 493 Peak hour factor : 0.81
 PM peak hour begins : 15:30 PM peak volume : 843 Peak hour factor : 0.95

Mar 19 Southbound Volume for Lane 2

End Time	00	01	02	03	04	05	06	07	08	09	10	11
15	16	7	7	2	5	10	32	115	167	143	96	88
30	14	6	4	3	12	18	55	151	186	127	92	90
45	10	4	8	6	7	23	80	185	148	119	96	86
00	10	9	6	3	14	22	94	168	165	115	91	84
Hr Total	50	26	25	14	38	73	261	619	666	504	375	348

End Time	12	13	14	15	16	17	18	19	20	21	22	23
15	95	81	115	114	92	106	78	93	68	50	47	36
30	115	88	86	112	91	101	92	80	63	49	48	32
45	92	97	110	116	108	115	83	71	57	60	46	18
00	98	96	98	117	111	114	91	78	53	43	34	23
Hr Total	400	362	409	459	402	436	344	322	241	202	175	109

24 Hour Total : 6860
 AM peak hour begins : 07:30 AM peak volume : 706 Peak hour factor : 0.95
 PM peak hour begins : 15:00 PM peak volume : 459 Peak hour factor : 0.98

Traffic Survey Specialists, Inc. 624 Gardenia Terrace
 Delray Beach, Florida 33444 Phone (561) 272-3255
 Volume Report with 24 Hour Totals

Data File : D0319004.PRN
 Station : 000000031704
 Identification : 000411692110 Interval : 15 minutes
 Start date : Mar 19, 09 Start time : 00:00
 Stop date : Mar 19, 09 Stop time : 24:00
 City/Town : Miami, Florida County : Dade
 Location : NW 17 Avenue South of NW 45 Street

Mar 19 Total Volume for All Lanes

End Time	00	01	02	03	04	05	06	07	08	09	10	11
15	48	20	11	10	13	22	61	191	292	219	205	196
30	35	15	8	11	22	34	85	253	293	219	184	192
45	28	15	15	9	15	39	127	290	247	205	206	181
00	27	14	11	7	22	44	153	269	261	204	190	218
Hr Total	138	64	45	37	72	139	426	1003	1093	847	785	787

End Time	12	13	14	15	16	17	18	19	20	21	22	23
15	247	187	248	284	291	336	254	191	161	116	157	114
30	227	206	205	291	309	311	215	175	157	127	152	116
45	195	180	242	320	298	296	180	176	167	124	133	65
00	203	240	253	339	303	277	206	177	153	122	130	75
Hr Total	872	813	948	1234	1201	1220	855	719	638	489	572	370

24 Hour Total : 15367
 AM peak hour begins : 07:30 AM peak volume : 1144 Peak hour factor : 0.98
 PM peak hour begins : 15:30 PM peak volume : 1259 Peak hour factor : 0.93

Traffic Survey Specialists, Inc. 624 Gardenia Terrace
 Delray Beach, Florida 33444 Phone (561) 272-3255
 Volume Report with 24 Hour Totals

 Data File : D0318032.PRN
 Station : 000000031708
 Identification : 009701450073 Interval : 15 minutes
 Start date : Mar 18, 09 Start time : 00:00
 Stop date : Mar 18, 09 Stop time : 24:00
 City/Town : Miami, Florida County : Dade
 Location : NW 17 Avenue North of NW 37 Street

Mar 18 Northbound Volume for Lane 1

End Time	00	01	02	03	04	05	06	07	08	09	10	11
15	27	11	9	5	2	9	23	68	69	104	81	105
30	22	14	7	4	8	12	39	59	77	77	86	100
45	13	9	6	7	4	21	29	116	101	81	92	114
00	16	5	10	1	7	19	46	93	87	84	103	97
Hr Total	78	39	32	17	21	61	137	336	334	346	362	416

End Time	12	13	14	15	16	17	18	19	20	21	22	23
15	109	88	113	130	135	164	166	84	75	74	65	47
30	123	109	108	148	160	176	100	102	78	64	51	35
45	103	100	125	163	165	170	100	76	78	62	40	26
00	100	106	121	159	174	162	112	99	79	33	38	29
Hr Total	435	403	467	600	634	672	478	361	310	233	194	137

24 Hour Total : 7103
 AM peak hour begins : 11:30 AM peak volume : 443 Peak hour factor : 0.90
 PM peak hour begins : 16:45 PM peak volume : 684 Peak hour factor : 0.97

Mar 18 Southbound Volume for Lane 2

End Time	00	01	02	03	04	05	06	07	08	09	10	11
15	23	13	8	6	5	11	54	109	156	158	137	130
30	21	17	6	3	14	17	64	168	179	153	144	134
45	14	8	10	10	10	26	115	180	159	137	119	105
00	13	7	13	6	17	41	130	161	146	118	133	137
Hr Total	71	45	37	25	46	95	363	618	640	566	533	506

End Time	12	13	14	15	16	17	18	19	20	21	22	23
15	149	125	138	123	122	69	164	79	83	72	62	45
30	147	130	144	113	157	86	100	89	75	54	48	36
45	125	135	138	116	177	192	95	72	80	57	39	26
00	127	130	136	132	172	170	108	101	86	30	36	27
Hr Total	548	520	556	484	628	517	467	341	324	213	185	134

24 Hour Total : 8462
 AM peak hour begins : 07:30 AM peak volume : 676 Peak hour factor : 0.94
 PM peak hour begins : 16:00 PM peak volume : 628 Peak hour factor : 0.89

Traffic Survey Specialists, Inc. 624 Gardenia Terrace
 Delray Beach, Florida 33444 Phone (561) 272-3255
 Volume Report with 24 Hour Totals

 Data File : D0318032.PRN
 Station : 000000031708
 Identification : 009701450073 Interval : 15 minutes
 Start date : Mar 18, 09 Start time : 00:00
 Stop date : Mar 18, 09 Stop time : 24:00
 City/Town : Miami, Florida County : Dade
 Location : NW 17 Avenue North of NW 37 Street

Mar 18 Total Volume for All Lanes

End Time	00	01	02	03	04	05	06	07	08	09	10	11
15	50	24	17	11	7	20	77	177	225	262	218	235
30	43	31	13	7	22	29	103	227	256	230	230	234
45	27	17	16	17	14	47	144	296	260	218	211	219
00	29	12	23	7	24	60	176	254	233	202	236	234
Hr Total	149	84	69	42	67	156	500	954	974	912	895	922

End Time	12	13	14	15	16	17	18	19	20	21	22	23
15	258	213	251	253	257	233	330	163	158	146	127	92
30	270	239	252	261	317	262	200	191	153	118	99	71
45	228	235	263	279	342	362	195	148	158	119	79	52
00	227	236	257	291	346	332	220	200	165	63	74	56
Hr Total	983	923	1023	1084	1262	1189	945	702	634	446	379	271

24 Hour Total : 15565
 AM peak hour begins : 07:30 AM peak volume : 1031 Peak hour factor : 0.87
 PM peak hour begins : 17:15 PM peak volume : 1286 Peak hour factor : 0.89

Traffic Survey Specialists, Inc. 624 Gardenia Terrace
 Delray Beach, Florida 33444 Phone (561) 272-3255
 Volume Report with 24 Hour Totals

 Data File : D0325002.PRN
 Station : 000000032405
 Identification : 000110252028 Interval : 15 minutes
 Start date : Mar 25, 09 Start time : 00:00
 Stop date : Mar 25, 09 Stop time : 24:00
 City/Town : Miami, Florida County : Dade
 Location : NW 17 Avenue North of NW 36 Street

Mar 25 Northbound Volume for Lane 1

End Time	00	01	02	03	04	05	06	07	08	09	10	11
15	14	15	2	4	4	7	28	52	88	77	94	96
30	15	10	7	3	4	6	29	66	75	65	67	103
45	17	2	4	5	6	14	47	101	88	81	89	102
00	14	6	3	6	10	20	55	103	109	109	101	109
Hr Total	60	33	16	18	24	47	159	322	360	332	351	410

End Time	12	13	14	15	16	17	18	19	20	21	22	23
15	105	103	112	134	129	140	116	71	78	62	59	33
30	117	122	123	123	144	134	136	75	59	72	51	39
45	108	110	124	120	137	128	109	80	84	56	43	31
00	104	114	141	129	142	146	94	89	64	60	45	20
Hr Total	434	449	500	506	552	548	455	315	285	250	198	123

24 Hour Total : 6747
 AM peak hour begins : 11:30 AM peak volume : 433 Peak hour factor : 0.93
 PM peak hour begins : 16:15 PM peak volume : 563 Peak hour factor : 0.98

Mar 25 Southbound Volume for Lane 2

End Time	00	01	02	03	04	05	06	07	08	09	10	11
15	29	10	3	5	13	17	43	119	166	173	151	136
30	26	15	9	6	8	17	66	174	179	154	135	98
45	17	15	3	5	10	31	122	214	155	145	157	149
00	17	6	10	6	17	28	143	188	156	150	136	145
Hr Total	89	46	25	22	48	93	374	695	656	622	579	528

End Time	12	13	14	15	16	17	18	19	20	21	22	23
15	151	149	151	143	134	128	118	86	73	62	66	68
30	134	151	153	124	129	150	120	97	83	75	73	54
45	122	126	159	122	125	144	134	89	78	47	73	42
00	146	124	140	154	106	124	97	104	55	44	84	42
Hr Total	553	550	603	543	494	546	469	376	289	228	296	206

24 Hour Total : 8930
 AM peak hour begins : 07:30 AM peak volume : 747 Peak hour factor : 0.87
 PM peak hour begins : 14:00 PM peak volume : 603 Peak hour factor : 0.95

Traffic Survey Specialists, Inc. 624 Gardenia Terrace
 Delray Beach, Florida 33444 Phone (561) 272-3255
 Volume Report with 24 Hour Totals

Data File : D0325002.PRN
 Station : 000000032405
 Identification : 000110252028 Interval : 15 minutes
 Start date : Mar 25, 09 Start time : 00:00
 Stop date : Mar 25, 09 Stop time : 24:00
 City/Town : Miami, Florida County : Dade
 Location : NW 17 Avenue North of NW 36 Street

Mar 25 Total Volume for All Lanes

End Time	00	01	02	03	04	05	06	07	08	09	10	11
15	43	25	5	9	17	24	71	171	254	250	245	232
30	41	25	16	9	12	23	95	240	254	219	202	201
45	34	17	7	10	16	45	169	315	243	226	246	251
00	31	12	13	12	27	48	198	291	265	259	237	254
Hr Total	149	79	41	40	72	140	533	1017	1016	954	930	938

End Time	12	13	14	15	16	17	18	19	20	21	22	23
15	256	252	263	277	263	268	234	157	151	124	125	101
30	251	273	276	247	273	284	256	172	142	147	124	93
45	230	236	283	242	262	272	243	169	162	103	116	73
00	250	238	281	283	248	270	191	193	119	104	129	62
Hr Total	987	999	1103	1049	1046	1094	924	691	574	478	494	329

24 Hour Total : 15677
 AM peak hour begins : 07:30 AM peak volume : 1114 Peak hour factor : 0.88
 PM peak hour begins : 14:15 PM peak volume : 1117 Peak hour factor : 0.99

Traffic Survey Specialists, Inc. 624 Gardenia Terrace
 Delray Beach, Florida 33444 Phone (561) 272-3255
 Volume Report with 24 Hour Totals

 Data File : D0326002.PRN
 Station : 000000032405
 Identification : 000110252028 Interval : 15 minutes
 Start date : Mar 26, 09 Start time : 00:00
 Stop date : Mar 26, 09 Stop time : 24:00
 City/Town : Miami, Florida County : Dade
 Location : NW 17 Avenue North of NW 36 Street

Mar 26 Northbound Volume for Lane 1

End Time	00	01	02	03	04	05	06	07	08	09	10	11
15	21	11	9	9	9	7	22	55	87	75	82	87
30	31	12	5	5	7	10	40	61	89	78	80	79
45	21	7	5	10	5	10	36	82	92	94	98	122
00	21	4	2	5	6	22	45	94	78	83	96	120
Hr Total	94	34	21	29	27	49	143	292	346	330	356	408

End Time	12	13	14	15	16	17	18	19	20	21	22	23
15	107	92	103	127	142	160	119	89	81	67	58	52
30	102	106	103	128	152	172	131	96	80	55	51	38
45	93	96	104	156	125	139	102	76	93	57	50	50
00	128	97	140	134	148	134	110	85	78	53	44	42
Hr Total	430	391	450	545	567	605	462	346	332	232	203	182

24 Hour Total : 6874
 AM peak hour begins : 11:30 AM peak volume : 451 Peak hour factor : 0.92
 PM peak hour begins : 16:45 PM peak volume : 619 Peak hour factor : 0.90

Mar 26 Southbound Volume for Lane 2

End Time	00	01	02	03	04	05	06	07	08	09	10	11
15	15	13	10	12	12	19	47	111	177	175	151	140
30	21	12	9	5	14	21	81	165	186	165	132	154
45	9	1	7	7	16	33	97	191	159	180	122	150
00	17	7	6	5	18	43	159	198	175	136	153	157
Hr Total	62	33	32	29	60	116	384	665	697	656	558	601

End Time	12	13	14	15	16	17	18	19	20	21	22	23
15	166	156	149	158	131	130	128	105	109	74	58	41
30	139	127	149	143	154	138	143	93	72	68	52	53
45	107	148	146	152	130	141	154	85	91	56	40	56
00	123	142	145	165	147	132	127	90	73	57	60	43
Hr Total	535	573	589	618	562	541	552	373	345	255	210	193

24 Hour Total : 9239
 AM peak hour begins : 07:30 AM peak volume : 752 Peak hour factor : 0.95
 PM peak hour begins : 15:00 PM peak volume : 618 Peak hour factor : 0.94

Traffic Survey Specialists, Inc. 624 Gardenia Terrace
 Delray Beach, Florida 33444 Phone (561) 272-3255
 Volume Report with 24 Hour Totals

Data File : D0326002.PRN
 Station : 000000032405
 Identification : 000110252028 Interval : 15 minutes
 Start date : Mar 26, 09 Start time : 00:00
 Stop date : Mar 26, 09 Stop time : 24:00
 City/Town : Miami, Florida County : Dade
 Location : NW 17 Avenue North of NW 36 Street

Mar 26 Total Volume for All Lanes

End Time	00	01	02	03	04	05	06	07	08	09	10	11
15	36	24	19	21	21	26	69	166	264	250	233	227
30	52	24	14	10	21	31	121	226	275	243	212	233
45	30	8	12	17	21	43	133	273	251	274	220	272
00	38	11	8	10	24	65	204	292	253	219	249	277
Hr Total	156	67	53	58	87	165	527	957	1043	986	914	1009

End Time	12	13	14	15	16	17	18	19	20	21	22	23
15	273	248	252	285	273	290	247	194	190	141	116	93
30	241	233	252	271	306	310	274	189	152	123	103	91
45	200	244	250	308	255	280	256	161	184	113	90	106
00	251	239	285	299	295	266	237	175	151	110	104	85
Hr Total	965	964	1039	1163	1129	1146	1014	719	677	487	413	375

24 Hour Total : 16113
 AM peak hour begins : 07:30 AM peak volume : 1104 Peak hour factor : 0.95
 PM peak hour begins : 15:30 PM peak volume : 1186 Peak hour factor : 0.96

Traffic Survey Specialists, Inc. 624 Gardenia Terrace
 Delray Beach, Florida 33444 Phone (561) 272-3255
 Volume Report with 24 Hour Totals

 Data File : D0318019.PRN
 Station : 000000031714
 Identification : 000210521057 Interval : 15 minutes
 Start date : Mar 18, 09 Start time : 00:00
 Stop date : Mar 18, 09 Stop time : 24:00
 City/Town : Miami, Florida County : Dade
 Location : NW 17 Avenue North of NW 31 Street

Mar 18 Northbound Volume for Lane 1

End Time	00	01	02	03	04	05	06	07	08	09	10	11
15	30	15	4	7	3	17	26	91	117	117	122	166
30	28	14	5	9	6	16	56	102	123	118	148	129
45	14	16	5	14	7	23	61	124	147	147	145	172
00	13	10	10	0	8	35	59	97	118	117	158	155
Hr Total	85	55	24	30	24	91	202	414	505	499	573	622

End Time	12	13	14	15	16	17	18	19	20	21	22	23
15	163	137	196	160	234	247	108	160	103	79	82	61
30	189	175	162	186	221	244	177	141	90	75	70	39
45	147	155	199	200	190	273	155	141	71	69	47	33
00	159	161	146	170	221	220	151	111	77	62	49	31
Hr Total	658	628	703	716	866	984	591	553	341	285	248	164

24 Hour Total : 9861
 AM peak hour begins : 11:30 AM peak volume : 679 Peak hour factor : 0.90
 PM peak hour begins : 16:45 PM peak volume : 985 Peak hour factor : 0.90

Mar 18 Southbound Volume for Lane 2

End Time	00	01	02	03	04	05	06	07	08	09	10	11
15	15	10	5	7	4	10	53	110	159	181	145	156
30	21	13	4	7	9	16	55	138	169	157	141	146
45	12	11	7	9	10	26	113	184	148	153	131	139
00	18	7	11	8	19	52	114	166	162	137	137	145
Hr Total	66	41	27	31	42	104	335	598	638	628	554	586

End Time	12	13	14	15	16	17	18	19	20	21	22	23
15	135	150	177	137	140	127	193	108	73	46	48	35
30	173	142	155	129	132	143	98	81	67	70	64	43
45	147	169	139	123	141	136	118	100	70	56	47	30
00	149	160	162	131	116	128	100	90	65	53	50	18
Hr Total	604	621	633	520	529	534	509	379	275	225	209	126

24 Hour Total : 8814
 AM peak hour begins : 07:30 AM peak volume : 678 Peak hour factor : 0.92
 PM peak hour begins : 13:30 PM peak volume : 661 Peak hour factor : 0.93

Traffic Survey Specialists, Inc. 624 Gardenia Terrace
 Delray Beach, Florida 33444 Phone (561) 272-3255
 Volume Report with 24 Hour Totals

Data File : D0318019.PRN
 Station : 000000031714
 Identification : 000210521057 Interval : 15 minutes
 Start date : Mar 18, 09 Start time : 00:00
 Stop date : Mar 18, 09 Stop time : 24:00
 City/Town : Miami, Florida County : Dade
 Location : NW 17 Avenue North of NW 31 Street

Mar 18 Total Volume for All Lanes

End Time	00	01	02	03	04	05	06	07	08	09	10	11
15	45	25	9	14	7	27	79	201	276	298	267	322
30	49	27	9	16	15	32	111	240	292	275	289	275
45	26	27	12	23	17	49	174	308	295	300	276	311
00	31	17	21	8	27	87	173	263	280	254	295	300
Hr Total	151	96	51	61	66	195	537	1012	1143	1127	1127	1208

End Time	12	13	14	15	16	17	18	19	20	21	22	23
15	298	287	373	297	374	374	301	268	176	125	130	96
30	362	317	317	315	353	387	275	222	157	145	134	82
45	294	324	338	323	331	409	273	241	141	125	94	63
00	308	321	308	301	337	348	251	201	142	115	99	49
Hr Total	1262	1249	1336	1236	1395	1518	1100	932	616	510	457	290

24 Hour Total : 18675
 AM peak hour begins : 11:30 AM peak volume : 1271 Peak hour factor : 0.88
 PM peak hour begins : 17:00 PM peak volume : 1518 Peak hour factor : 0.93

Traffic Survey Specialists, Inc. 624 Gardenia Terrace
 Delray Beach, Florida 33444 Phone (561) 272-3255
 Volume Report with 24 Hour Totals

 Data File : D0319011.PRN
 Station : 000000031714
 Identification : 000210521057 Interval : 15 minutes
 Start date : Mar 19, 09 Start time : 00:00
 Stop date : Mar 19, 09 Stop time : 24:00
 City/Town : Miami, Florida County : Dade
 Location : NW 17 Avenue North of NW 31 Street

Mar 19 Northbound Volume for Lane 1

End Time	00	01	02	03	04	05	06	07	08	09	10	11
15	36	11	6	4	5	12	32	100	126	127	150	156
30	26	6	4	7	2	20	47	106	135	140	150	129
45	18	6	7	5	6	22	67	127	128	136	171	149
00	18	4	3	2	4	29	71	106	133	165	133	154
Hr Total	98	27	20	18	17	83	217	439	522	568	604	588

End Time	12	13	14	15	16	17	18	19	20	21	22	23
15	134	134	164	202	194	186	169	113	116	81	81	46
30	137	159	156	171	197	180	143	126	102	84	75	51
45	131	146	143	201	217	180	138	125	87	73	64	39
00	124	150	146	157	163	130	123	104	87	82	67	38
Hr Total	526	589	609	731	771	676	573	468	392	320	287	174

24 Hour Total : 9317
 AM peak hour begins : 09:45 AM peak volume : 636 Peak hour factor : 0.93
 PM peak hour begins : 16:00 PM peak volume : 771 Peak hour factor : 0.89

Mar 19 Southbound Volume for Lane 2

End Time	00	01	02	03	04	05	06	07	08	09	10	11
15	26	9	10	7	6	12	58	103	160	173	100	144
30	15	9	9	6	8	31	68	114	190	148	133	152
45	15	10	3	9	11	34	101	185	158	154	125	130
00	15	8	9	7	12	53	113	158	141	128	128	133
Hr Total	71	36	31	29	37	130	340	560	649	603	486	559

End Time	12	13	14	15	16	17	18	19	20	21	22	23
15	165	169	161	182	134	159	121	115	93	84	69	51
30	147	121	156	160	131	134	122	97	89	46	78	52
45	150	153	154	134	129	145	134	98	73	70	63	41
00	142	138	172	150	125	109	114	106	97	64	62	32
Hr Total	604	581	643	626	519	547	491	416	352	264	272	176

24 Hour Total : 9022
 AM peak hour begins : 07:30 AM peak volume : 693 Peak hour factor : 0.91
 PM peak hour begins : 14:30 PM peak volume : 668 Peak hour factor : 0.92

Traffic Survey Specialists, Inc. 624 Gardenia Terrace
 Delray Beach, Florida 33444 Phone (561) 272-3255
 Volume Report with 24 Hour Totals

Data File : D0319011.PRN
 Station : 000000031714
 Identification : 000210521057 Interval : 15 minutes
 Start date : Mar 19, 09 Start time : 00:00
 Stop date : Mar 19, 09 Stop time : 24:00
 City/Town : Miami, Florida County : Dade
 Location : NW 17 Avenue North of NW 31 Street

Mar 19 Total Volume for All Lanes

End Time	00	01	02	03	04	05	06	07	08	09	10	11
15	62	20	16	11	11	24	90	203	286	300	250	300
30	41	15	13	13	10	51	115	220	325	288	283	281
45	33	16	10	14	17	56	168	312	286	290	296	279
00	33	12	12	9	16	82	184	264	274	293	261	287
Hr Total	169	63	51	47	54	213	557	999	1171	1171	1090	1147

End Time	12	13	14	15	16	17	18	19	20	21	22	23
15	299	303	325	384	328	345	290	228	209	165	150	97
30	284	280	312	331	328	314	265	223	191	130	153	103
45	281	299	297	335	346	325	272	223	160	143	127	80
00	266	288	318	307	288	239	237	210	184	146	129	70
Hr Total	1130	1170	1252	1357	1290	1223	1064	884	744	584	559	350

24 Hour Total : 18339
 AM peak hour begins : 07:30 AM peak volume : 1187 Peak hour factor : 0.91
 PM peak hour begins : 14:45 PM peak volume : 1368 Peak hour factor : 0.89

Traffic Survey Specialists, Inc. 624 Gardenia Terrace
 Delray Beach, Florida 33444 Phone (561) 272-3255
 Volume Report with 24 Hour Totals

 Data File : D0318041.PRN
 Station : 000000031717
 Identification : 000110252046 Interval : 15 minutes
 Start date : Mar 18, 09 Start time : 00:00
 Stop date : Mar 18, 09 Stop time : 24:00
 City/Town : Miami, Florida County : Dade
 Location : NW 17 Avenue North of NW 21 Street

Mar 18 Northbound Volume for Lane 1

End Time	00	01	02	03	04	05	06	07	08	09	10	11
15	31	20	5	10	7	17	33	100	66	101	130	155
30	35	13	5	12	8	18	59	116	73	135	124	147
45	17	16	11	8	14	24	72	106	147	113	155	151
00	22	9	9	4	8	42	70	92	91	97	137	154
Hr Total	105	58	30	34	37	101	234	414	377	446	546	607

End Time	12	13	14	15	16	17	18	19	20	21	22	23
15	147	136	161	148	177	193	166	123	96	85	82	64
30	166	153	160	130	173	160	147	111	84	75	74	37
45	133	111	152	170	153	168	144	102	84	75	60	42
00	156	161	154	139	181	185	137	98	74	77	61	37
Hr Total	602	561	627	587	684	706	594	434	338	312	277	180

24 Hour Total : 8891
 AM peak hour begins : 11:30 AM peak volume : 618 Peak hour factor : 0.93
 PM peak hour begins : 17:00 PM peak volume : 706 Peak hour factor : 0.91

Mar 18 Southbound Volume for Lane 2

End Time	00	01	02	03	04	05	06	07	08	09	10	11
15	25	12	5	9	6	14	42	94	138	163	144	147
30	20	23	7	9	9	21	79	133	147	170	146	158
45	11	13	7	7	8	21	93	130	176	164	146	152
00	16	7	6	3	15	45	114	156	160	158	138	151
Hr Total	72	55	25	28	38	101	328	513	621	655	574	608

End Time	12	13	14	15	16	17	18	19	20	21	22	23
15	149	147	177	132	138	150	124	95	70	87	69	42
30	176	149	133	133	148	137	107	92	80	66	56	35
45	151	166	142	149	174	133	136	111	86	65	44	41
00	154	150	130	135	136	146	110	89	55	59	62	27
Hr Total	630	612	582	549	596	566	477	387	291	277	231	145

24 Hour Total : 8961
 AM peak hour begins : 08:30 AM peak volume : 669 Peak hour factor : 0.95
 PM peak hour begins : 13:15 PM peak volume : 642 Peak hour factor : 0.91

Traffic Survey Specialists, Inc. 624 Gardenia Terrace
 Delray Beach, Florida 33444 Phone (561) 272-3255
 Volume Report with 24 Hour Totals

 Data File : D0318041.PRN
 Station : 000000031717
 Identification : 000110252046 Interval : 15 minutes
 Start date : Mar 18, 09 Start time : 00:00
 Stop date : Mar 18, 09 Stop time : 24:00
 City/Town : Miami, Florida County : Dade
 Location : NW 17 Avenue North of NW 21 Street

Mar 18 Total Volume for All Lanes

End Time	00	01	02	03	04	05	06	07	08	09	10	11
15	56	32	10	19	13	31	75	194	204	264	274	302
30	55	36	12	21	17	39	138	249	220	305	270	305
45	28	29	18	15	22	45	165	236	323	277	301	303
00	38	16	15	7	23	87	184	248	251	255	275	305
Hr Total	177	113	55	62	75	202	562	927	998	1101	1120	1215

End Time	12	13	14	15	16	17	18	19	20	21	22	23
15	296	283	338	280	315	343	290	218	166	172	151	106
30	342	302	293	263	321	297	254	203	164	141	130	72
45	284	277	294	319	327	301	280	213	170	140	104	83
00	310	311	284	274	317	331	247	187	129	136	123	64
Hr Total	1232	1173	1209	1136	1280	1272	1071	821	629	589	508	325

24 Hour Total : 17852
 AM peak hour begins : 11:30 AM peak volume : 1246 Peak hour factor : 0.91
 PM peak hour begins : 16:15 PM peak volume : 1308 Peak hour factor : 0.95

Traffic Survey Specialists, Inc. 624 Gardenia Terrace
 Delray Beach, Florida 33444 Phone (561) 272-3255
 Volume Report with 24 Hour Totals

Data File : D0319023.PRN
 Station : 000000031717
 Identification : 000110252046 Interval : 15 minutes
 Start date : Mar 19, 09 Start time : 00:00
 Stop date : Mar 19, 09 Stop time : 24:00
 City/Town : Miami, Florida County : Dade
 Location : NW 17 Avenue North of NW 21 Street

Mar 19 Northbound Volume for Lane 1

End Time	00	01	02	03	04	05	06	07	08	09	10	11
15	38	13	8	7	9	14	32	98	117	120	119	122
30	30	11	7	10	11	15	60	99	129	129	141	145
45	18	9	10	6	11	24	65	107	125	134	129	143
00	23	5	5	10	18	47	91	110	115	116	153	154
Hr Total	109	38	30	33	49	100	248	414	486	499	542	564

End Time	12	13	14	15	16	17	18	19	20	21	22	23
15	131	141	149	154	157	162	147	124	111	90	90	63
30	131	145	168	194	184	194	138	113	106	82	104	45
45	164	146	153	151	146	156	141	112	86	91	68	52
00	148	146	151	150	170	185	117	103	81	84	68	50
Hr Total	574	578	621	649	657	697	543	452	384	347	330	210

24 Hour Total : 9154
 AM peak hour begins : 11:15 AM peak volume : 573 Peak hour factor : 0.93
 PM peak hour begins : 17:00 PM peak volume : 697 Peak hour factor : 0.90

Mar 19 Southbound Volume for Lane 2

End Time	00	01	02	03	04	05	06	07	08	09	10	11
15	24	12	6	8	7	17	62	103	127	169	121	143
30	18	13	9	2	12	25	66	116	144	137	143	135
45	16	6	4	8	8	23	98	132	161	149	142	150
00	16	7	5	7	15	35	109	156	149	142	146	159
Hr Total	74	38	24	25	42	100	335	507	581	597	552	587

End Time	12	13	14	15	16	17	18	19	20	21	22	23
15	145	153	138	142	141	128	142	113	83	84	73	46
30	154	133	154	165	141	141	123	133	99	54	72	52
45	146	153	145	130	150	146	130	113	90	57	79	40
00	184	145	146	148	116	156	128	122	86	55	63	40
Hr Total	629	584	583	585	548	571	523	481	358	250	287	178

24 Hour Total : 9039
 AM peak hour begins : 08:15 AM peak volume : 623 Peak hour factor : 0.92
 PM peak hour begins : 12:15 PM peak volume : 637 Peak hour factor : 0.87

Traffic Survey Specialists, Inc. 624 Gardenia Terrace
 Delray Beach, Florida 33444 Phone (561) 272-3255
 Volume Report with 24 Hour Totals

Data File : D0319023.PRN
 Station : 000000031717
 Identification : 000110252046 Interval : 15 minutes
 Start date : Mar 19, 09 Start time : 00:00
 Stop date : Mar 19, 09 Stop time : 24:00
 City/Town : Miami, Florida County : Dade
 Location : NW 17 Avenue North of NW 21 Street

Mar 19 Total Volume for All Lanes

End Time	00	01	02	03	04	05	06	07	08	09	10	11
15	62	25	14	15	16	31	94	201	244	289	240	265
30	48	24	16	12	23	40	126	215	273	266	284	280
45	34	15	14	14	19	47	163	239	286	283	271	293
00	39	12	10	17	33	82	200	266	264	258	299	313
Hr Total	183	76	54	58	91	200	583	921	1067	1096	1094	1151

End Time	12	13	14	15	16	17	18	19	20	21	22	23
15	276	294	287	296	298	290	289	237	194	174	163	109
30	285	278	322	359	325	335	261	246	205	136	176	97
45	310	299	298	281	296	302	271	225	176	148	147	92
00	332	291	297	298	286	341	245	225	167	139	131	90
Hr Total	1203	1162	1204	1234	1205	1268	1066	933	742	597	617	388

24 Hour Total : 18193
 AM peak hour begins : 11:30 AM peak volume : 1167 Peak hour factor : 0.93
 PM peak hour begins : 17:00 PM peak volume : 1268 Peak hour factor : 0.93

Traffic Survey Specialists, Inc. 624 Gardenia Terrace
 Delray Beach, Florida 33444 Phone (561) 272-3255
 Volume Report with 24 Hour Totals

Data File : D0317015.PRN
 Station : 000000031617
 Identification : 000411692013 Interval : 15 minutes
 Start date : Mar 17, 09 Start time : 00:00
 Stop date : Mar 17, 09 Stop time : 24:00
 City/Town : Miami, Florida County : Dade
 Location : NW 17 Avenue North of NW 14 Street

Mar 17 Northbound Volume for Lane 1

End Time	00	01	02	03	04	05	06	07	08	09	10	11
15	36	19	14	14	10	20	50	88	151	128	144	161
30	24	17	11	9	11	20	68	101	142	148	131	143
45	18	13	8	3	12	35	95	132	122	142	172	155
00	22	13	20	14	13	53	117	143	144	144	143	151
Hr Total	100	62	53	40	46	128	330	464	559	562	590	610

End Time	12	13	14	15	16	17	18	19	20	21	22	23
15	151	145	174	170	162	142	144	90	93	62	80	54
30	160	127	166	154	181	160	131	110	72	79	92	49
45	179	178	156	144	175	155	133	94	71	83	85	40
00	135	112	179	160	155	143	129	85	81	92	47	33
Hr Total	625	562	675	628	673	600	537	379	317	316	304	176

24 Hour Total : 9336
 AM peak hour begins : 10:30 AM peak volume : 619 Peak hour factor : 0.90
 PM peak hour begins : 15:45 PM peak volume : 678 Peak hour factor : 0.94

Mar 17 Southbound Volume for Lane 2

End Time	00	01	02	03	04	05	06	07	08	09	10	11
15	34	13	12	6	6	18	76	91	151	152	79	141
30	26	9	7	8	7	30	53	114	122	132	137	151
45	16	15	6	7	14	31	94	160	150	0	130	154
00	13	10	6	6	7	41	104	158	146	0	118	176
Hr Total	89	47	31	27	34	120	327	523	569	284	464	622

End Time	12	13	14	15	16	17	18	19	20	21	22	23
15	163	154	185	128	146	152	163	119	108	75	71	44
30	162	114	167	158	151	146	141	127	91	80	65	36
45	165	136	146	144	139	160	131	128	88	66	45	33
00	144	144	148	143	160	158	136	92	64	55	40	25
Hr Total	634	548	646	573	596	616	571	466	351	276	221	138

24 Hour Total : 8773
 AM peak hour begins : 11:30 AM peak volume : 655 Peak hour factor : 0.93
 PM peak hour begins : 14:00 PM peak volume : 646 Peak hour factor : 0.87

Traffic Survey Specialists, Inc. 624 Gardenia Terrace
 Delray Beach, Florida 33444 Phone (561) 272-3255
 Volume Report with 24 Hour Totals

Data File : D0317015.PRN
 Station : 000000031617
 Identification : 000411692013 Interval : 15 minutes
 Start date : Mar 17, 09 Start time : 00:00
 Stop date : Mar 17, 09 Stop time : 24:00
 City/Town : Miami, Florida County : Dade
 Location : NW 17 Avenue North of NW 14 Street

Mar 17 Total Volume for All Lanes

End Time	00	01	02	03	04	05	06	07	08	09	10	11
15	70	32	26	20	16	38	126	179	302	280	223	302
30	50	26	18	17	18	50	121	215	264	280	268	294
45	34	28	14	10	26	66	189	292	272	142	302	309
00	35	23	26	20	20	94	221	301	290	144	261	327
Hr Total	189	109	84	67	80	248	657	987	1128	846	1054	1232

End Time	12	13	14	15	16	17	18	19	20	21	22	23
15	314	299	359	298	308	294	307	209	201	137	151	98
30	322	241	333	312	332	306	272	237	163	159	157	85
45	344	314	302	288	314	315	264	222	159	149	130	73
00	279	256	327	303	315	301	265	177	145	147	87	58
Hr Total	1259	1110	1321	1201	1269	1216	1108	845	668	592	525	314

24 Hour Total : 18109
 AM peak hour begins : 11:30 AM peak volume : 1272 Peak hour factor : 0.92
 PM peak hour begins : 14:00 PM peak volume : 1321 Peak hour factor : 0.92

Traffic Survey Specialists, Inc. 624 Gardenia Terrace
 Delray Beach, Florida 33444 Phone (561) 272-3255
 Volume Report with 24 Hour Totals

Data File : D0318025.PRN
 Station : 000000031617
 Identification : 000411692013 Interval : 15 minutes
 Start date : Mar 18, 09 Start time : 00:00
 Stop date : Mar 18, 09 Stop time : 24:00
 City/Town : Miami, Florida County : Dade
 Location : NW 17 Avenue North of NW 14 Street

Mar 18 Northbound Volume for Lane 1

End Time	00	01	02	03	04	05	06	07	08	09	10	11
15	33	15	4	15	11	18	50	105	47	133	149	161
30	27	15	4	8	11	16	73	117	100	135	144	151
45	16	16	13	5	14	40	97	131	168	68	118	143
00	23	9	8	7	16	42	113	110	132	121	138	173
Hr Total	99	55	29	35	52	116	333	463	447	457	549	628

End Time	12	13	14	15	16	17	18	19	20	21	22	23
15	165	123	157	149	174	180	149	116	81	68	80	52
30	148	158	144	141	121	130	122	108	87	74	79	54
45	154	132	141	118	189	204	163	82	76	72	59	41
00	158	104	150	167	190	175	130	100	83	103	62	42
Hr Total	625	517	592	575	674	689	564	406	327	317	280	189

24 Hour Total : 9018
 AM peak hour begins : 11:15 AM peak volume : 632 Peak hour factor : 0.91
 PM peak hour begins : 16:45 PM peak volume : 704 Peak hour factor : 0.86

Mar 18 Southbound Volume for Lane 2

End Time	00	01	02	03	04	05	06	07	08	09	10	11
15	27	10	10	9	9	13	53	90	68	141	153	156
30	22	19	7	6	6	26	79	116	92	161	147	151
45	14	12	7	9	16	24	96	138	168	95	159	143
00	16	14	7	2	11	38	90	106	133	92	123	172
Hr Total	79	55	31	26	42	101	318	450	461	489	582	622

End Time	12	13	14	15	16	17	18	19	20	21	22	23
15	151	168	152	161	143	165	156	39	52	80	61	50
30	156	178	156	140	121	135	114	0	78	57	80	40
45	160	118	131	118	174	190	117	0	101	65	61	24
00	156	142	154	160	146	158	123	0	63	56	43	28
Hr Total	623	606	593	579	584	648	510	39	294	258	245	142

24 Hour Total : 8377
 AM peak hour begins : 11:00 AM peak volume : 622 Peak hour factor : 0.90
 PM peak hour begins : 12:30 PM peak volume : 662 Peak hour factor : 0.93

Traffic Survey Specialists, Inc. 624 Gardenia Terrace
 Delray Beach, Florida 33444 Phone (561) 272-3255
 Volume Report with 24 Hour Totals

Data File : D0318025.PRN
 Station : 000000031617
 Identification : 000411692013 Interval : 15 minutes
 Start date : Mar 18, 09 Start time : 00:00
 Stop date : Mar 18, 09 Stop time : 24:00
 City/Town : Miami, Florida County : Dade
 Location : NW 17 Avenue North of NW 14 Street

Mar 18 Total Volume for All Lanes

End Time	00	01	02	03	04	05	06	07	08	09	10	11
15	60	25	14	24	20	31	103	195	115	274	302	317
30	49	34	11	14	17	42	152	233	192	296	291	302
45	30	28	20	14	30	64	193	269	336	163	277	286
00	39	23	15	9	27	80	203	216	265	213	261	345
Hr Total	178	110	60	61	94	217	651	913	908	946	1131	1250

End Time	12	13	14	15	16	17	18	19	20	21	22	23
15	316	291	309	310	317	345	305	155	133	148	141	102
30	304	336	300	281	242	265	236	108	165	131	159	94
45	314	250	272	236	363	394	280	82	177	137	120	65
00	314	246	304	327	336	333	253	100	146	159	105	70
Hr Total	1248	1123	1185	1154	1258	1337	1074	445	621	575	525	331

24 Hour Total : 17395
 AM peak hour begins : 11:30 AM peak volume : 1251 Peak hour factor : 0.91
 PM peak hour begins : 16:45 PM peak volume : 1340 Peak hour factor : 0.85

Traffic Survey Specialists, Inc. 624 Gardenia Terrace
 Delray Beach, Florida 33444 Phone (561) 272-3255
 Volume Report with 24 Hour Totals

Data File : D0317004.PRN
 Station : 000000031618
 Identification : 009701450001 Interval : 15 minutes
 Start date : Mar 17, 09 Start time : 00:00
 Stop date : Mar 17, 09 Stop time : 24:00
 City/Town : Miami, Florida County : Dade
 Location : NW 17 Avenue South of NW 6 Street

Mar 17 Northbound Volume for Lane 1

End Time	00	01	02	03	04	05	06	07	08	09	10	11
15	49	33	13	16	14	35	130	244	309	267	260	214
30	40	21	15	8	16	57	173	274	330	235	225	224
45	25	17	16	13	29	95	223	352	361	270	235	254
00	27	27	12	10	34	111	215	307	318	263	231	249
Hr Total	141	98	56	47	93	298	741	1177	1318	1035	951	941

End Time	12	13	14	15	16	17	18	19	20	21	22	23
15	249	260	281	287	276	272	300	196	205	154	117	74
30	275	288	288	274	263	284	254	226	172	148	144	80
45	306	253	279	241	261	301	268	211	154	138	114	56
00	253	273	327	306	274	260	227	181	163	134	91	38
Hr Total	1083	1074	1175	1108	1074	1117	1049	814	694	574	466	248

24 Hour Total : 17372
 AM peak hour begins : 08:00 AM peak volume : 1318 Peak hour factor : 0.91
 PM peak hour begins : 14:15 PM peak volume : 1181 Peak hour factor : 0.90

Mar 17 Southbound Volume for Lane 2

End Time	00	01	02	03	04	05	06	07	08	09	10	11
15	55	23	14	10	7	24	67	165	245	204	194	220
30	44	21	12	7	3	24	77	207	223	229	206	259
45	26	23	11	9	9	33	105	208	229	211	224	210
00	23	17	9	4	21	48	112	254	248	201	200	229
Hr Total	148	84	46	30	40	129	361	834	945	845	824	918

End Time	12	13	14	15	16	17	18	19	20	21	22	23
15	242	225	237	257	283	289	260	175	139	109	97	66
30	234	178	259	272	314	252	225	172	125	108	105	67
45	208	229	230	240	285	292	254	184	136	97	91	66
00	232	216	282	288	297	317	233	141	101	112	80	39
Hr Total	916	848	1008	1057	1179	1150	972	672	501	426	373	238

24 Hour Total : 14544
 AM peak hour begins : 07:45 AM peak volume : 951 Peak hour factor : 0.94
 PM peak hour begins : 16:15 PM peak volume : 1185 Peak hour factor : 0.94

Traffic Survey Specialists, Inc. 624 Gardenia Terrace
 Delray Beach, Florida 33444 Phone (561) 272-3255
 Volume Report with 24 Hour Totals

Data File : D0317004.PRN
 Station : 000000031618
 Identification : 009701450001 Interval : 15 minutes
 Start date : Mar 17, 09 Start time : 00:00
 Stop date : Mar 17, 09 Stop time : 24:00
 City/Town : Miami, Florida County : Dade
 Location : NW 17 Avenue South of NW 6 Street

Mar 17 Total Volume for All Lanes

End Time	00	01	02	03	04	05	06	07	08	09	10	11
15	104	56	27	26	21	59	197	409	554	471	454	434
30	84	42	27	15	19	81	250	481	553	464	431	483
45	51	40	27	22	38	128	328	560	590	481	459	464
00	50	44	21	14	55	159	327	561	566	464	431	478
Hr Total	289	182	102	77	133	427	1102	2011	2263	1880	1775	1859

End Time	12	13	14	15	16	17	18	19	20	21	22	23
15	491	485	518	544	559	561	560	371	344	263	214	140
30	509	466	547	546	577	536	479	398	297	256	249	147
45	514	482	509	481	546	593	522	395	290	235	205	122
00	485	489	609	594	571	577	460	322	264	246	171	77
Hr Total	1999	1922	2183	2165	2253	2267	2021	1486	1195	1000	839	486

24 Hour Total : 31916
 AM peak hour begins : 08:00 AM peak volume : 2263 Peak hour factor : 0.96
 PM peak hour begins : 15:45 PM peak volume : 2276 Peak hour factor : 0.96

Traffic Survey Specialists, Inc. 624 Gardenia Terrace
 Delray Beach, Florida 33444 Phone (561) 272-3255
 Volume Report with 24 Hour Totals

Data File : D0318008.PRN
 Station : 000000031618
 Identification : 009701450001 Interval : 15 minutes
 Start date : Mar 18, 09 Start time : 00:00
 Stop date : Mar 18, 09 Stop time : 24:00
 City/Town : Miami, Florida County : Dade
 Location : NW 17 Avenue South of NW 6 Street

Mar 18 Northbound Volume for Lane 1

End Time	00	01	02	03	04	05	06	07	08	09	10	11
15	59	29	23	18	17	35	125	248	248	222	237	265
30	29	27	12	9	16	45	185	246	201	255	216	255
45	32	18	20	15	33	91	230	334	323	226	225	259
00	25	18	12	18	31	119	223	291	303	232	212	253
Hr Total	145	92	67	60	97	290	763	1119	1075	935	890	1032

End Time	12	13	14	15	16	17	18	19	20	21	22	23
15	254	243	294	299	263	295	276	243	205	167	142	78
30	250	280	301	249	246	285	254	215	163	135	112	73
45	261	240	286	289	288	248	235	188	156	120	90	67
00	271	265	300	290	270	254	241	191	162	118	86	61
Hr Total	1036	1028	1181	1127	1067	1082	1006	837	686	540	430	279

24 Hour Total : 16864
 AM peak hour begins : 07:00 AM peak volume : 1119 Peak hour factor : 0.84
 PM peak hour begins : 14:15 PM peak volume : 1186 Peak hour factor : 0.99

Mar 18 Southbound Volume for Lane 2

End Time	00	01	02	03	04	05	06	07	08	09	10	11
15	39	22	12	14	4	19	60	141	144	240	221	234
30	33	11	13	6	14	15	71	200	204	242	205	235
45	26	16	7	7	15	34	104	225	300	154	236	205
00	21	14	11	8	16	37	103	208	243	138	188	238
Hr Total	119	63	43	35	49	105	338	774	891	774	850	912

End Time	12	13	14	15	16	17	18	19	20	21	22	23
15	236	217	234	255	265	297	269	186	144	137	106	64
30	252	225	263	246	281	340	258	179	118	98	113	59
45	218	219	228	249	276	321	220	160	132	119	84	49
00	224	227	259	240	323	354	229	171	106	93	65	41
Hr Total	930	888	984	990	1145	1312	976	696	500	447	368	213

24 Hour Total : 14402
 AM peak hour begins : 08:30 AM peak volume : 1025 Peak hour factor : 0.85
 PM peak hour begins : 17:00 PM peak volume : 1312 Peak hour factor : 0.93

Traffic Survey Specialists, Inc. 624 Gardenia Terrace
 Delray Beach, Florida 33444 Phone (561) 272-3255
 Volume Report with 24 Hour Totals

Data File : D0318008.PRN
 Station : 000000031618
 Identification : 009701450001 Interval : 15 minutes
 Start date : Mar 18, 09 Start time : 00:00
 Stop date : Mar 18, 09 Stop time : 24:00
 City/Town : Miami, Florida County : Dade
 Location : NW 17 Avenue South of NW 6 Street

Mar 18 Total Volume for All Lanes

End Time	00	01	02	03	04	05	06	07	08	09	10	11
15	98	51	35	32	21	54	185	389	392	462	458	499
30	62	38	25	15	30	60	256	446	405	497	421	490
45	58	34	27	22	48	125	334	559	623	380	461	464
00	46	32	23	26	47	156	326	499	546	370	400	491
Hr Total	264	155	110	95	146	395	1101	1893	1966	1709	1740	1944

End Time	12	13	14	15	16	17	18	19	20	21	22	23
15	490	460	528	554	528	592	545	429	349	304	248	142
30	502	505	564	495	527	625	512	394	281	233	225	132
45	479	459	514	538	564	569	455	348	288	239	174	116
00	495	492	559	530	593	608	470	362	268	211	151	102
Hr Total	1966	1916	2165	2117	2212	2394	1982	1533	1186	987	798	492

24 Hour Total : 31266
 AM peak hour begins : 08:30 AM peak volume : 2128 Peak hour factor : 0.85
 PM peak hour begins : 17:00 PM peak volume : 2394 Peak hour factor : 0.96

Traffic Survey Specialists, Inc. 624 Gardenia Terrace
 Delray Beach, Florida 33444 Phone (561) 272-3255
 Volume Report with 24 Hour Totals

Data File : D0317023.PRN
 Station : 000000031619
 Identification : 009701450015 Interval : 15 minutes
 Start date : Mar 17, 09 Start time : 00:00
 Stop date : Mar 17, 09 Stop time : 24:00
 City/Town : Miami, Florida County : Dade
 Location : SW 17 Avenue South of SW 1 Street

Mar 17 Southbound Volume for Lane 1

End Time	00	01	02	03	04	05	06	07	08	09	10	11
15	37	9	9	4	4	16	48	133	202	159	168	193
30	28	18	9	4	7	23	63	156	200	188	199	203
45	20	13	10	6	6	29	96	195	182	182	178	180
00	21	10	3	3	14	44	100	206	206	148	180	185
Hr Total	106	50	31	17	31	112	307	690	790	677	725	761

End Time	12	13	14	15	16	17	18	19	20	21	22	23
15	222	197	204	249	213	230	209	147	127	93	87	64
30	202	199	210	229	226	221	171	145	101	100	90	46
45	179	202	221	194	228	231	224	166	96	81	81	44
00	203	204	219	213	258	233	176	120	99	95	56	30
Hr Total	806	802	854	885	925	915	780	578	423	369	314	184

24 Hour Total : 12132
 AM peak hour begins : 07:30 AM peak volume : 803 Peak hour factor : 0.97
 PM peak hour begins : 16:15 PM peak volume : 942 Peak hour factor : 0.91

Mar 17 Northbound Volume for Lane 2

End Time	00	01	02	03	04	05	06	07	08	09	10	11
15	36	19	8	5	10	23	97	180	240	224	204	222
30	34	11	12	7	11	41	130	218	252	220	188	223
45	22	22	9	13	18	60	155	234	272	195	206	205
00	30	19	13	10	24	78	182	240	229	230	210	206
Hr Total	122	71	42	35	63	202	564	872	993	869	808	856

End Time	12	13	14	15	16	17	18	19	20	21	22	23
15	197	197	222	222	201	172	204	165	159	104	89	56
30	212	210	204	209	186	198	178	179	124	125	88	57
45	192	183	222	129	185	174	185	182	116	89	90	46
00	190	211	196	257	197	166	155	128	132	95	64	42
Hr Total	791	801	844	817	769	710	722	654	531	413	331	201

24 Hour Total : 13081
 AM peak hour begins : 07:45 AM peak volume : 1004 Peak hour factor : 0.92
 PM peak hour begins : 13:45 PM peak volume : 859 Peak hour factor : 0.97

Traffic Survey Specialists, Inc. 624 Gardenia Terrace
 Delray Beach, Florida 33444 Phone (561) 272-3255
 Volume Report with 24 Hour Totals

Data File : D0317023.PRN
 Station : 000000031619
 Identification : 009701450015 Interval : 15 minutes
 Start date : Mar 17, 09 Start time : 00:00
 Stop date : Mar 17, 09 Stop time : 24:00
 City/Town : Miami, Florida County : Dade
 Location : SW 17 Avenue South of SW 1 Street

Mar 17 Total Volume for All Lanes

End Time	00	01	02	03	04	05	06	07	08	09	10	11
15	73	28	17	9	14	39	145	313	442	383	372	415
30	62	29	21	11	18	64	193	374	452	408	387	426
45	42	35	19	19	24	89	251	429	454	377	384	385
00	51	29	16	13	38	122	282	446	435	378	390	391
Hr Total	228	121	73	52	94	314	871	1562	1783	1546	1533	1617

End Time	12	13	14	15	16	17	18	19	20	21	22	23
15	419	394	426	471	414	402	413	312	286	197	176	120
30	414	409	414	438	412	419	349	324	225	225	178	103
45	371	385	443	323	413	405	409	348	212	170	171	90
00	393	415	415	470	455	399	331	248	231	190	120	72
Hr Total	1597	1603	1698	1702	1694	1625	1502	1232	954	782	645	385

24 Hour Total : 25213
 AM peak hour begins : 07:45 AM peak volume : 1794 Peak hour factor : 0.99
 PM peak hour begins : 14:30 PM peak volume : 1767 Peak hour factor : 0.94

Traffic Survey Specialists, Inc. 624 Gardenia Terrace
 Delray Beach, Florida 33444 Phone (561) 272-3255
 Volume Report with 24 Hour Totals

Data File : D0318039.PRN
 Station : 000000031619
 Identification : 009701450015 Interval : 15 minutes
 Start date : Mar 18, 09 Start time : 00:00
 Stop date : Mar 18, 09 Stop time : 24:00
 City/Town : Miami, Florida County : Dade
 Location : SW 17 Avenue South of SW 1 Street

Mar 18 Southbound Volume for Lane 1

End Time	00	01	02	03	04	05	06	07	08	09	10	11
15	26	15	10	4	5	17	40	110	149	170	177	199
30	28	14	10	4	7	13	51	169	159	197	161	177
45	15	9	4	7	11	28	100	206	235	166	186	184
00	16	7	9	5	14	36	106	175	190	139	174	199
Hr Total	85	45	33	20	37	94	297	660	733	672	698	759

End Time	12	13	14	15	16	17	18	19	20	21	22	23
15	215	203	189	201	202	241	268	157	123	115	82	53
30	208	214	210	195	225	253	220	163	109	81	74	50
45	176	203	222	229	232	251	190	157	104	87	61	52
00	193	216	227	208	262	267	221	137	89	92	57	31
Hr Total	792	836	848	833	921	1012	899	614	425	375	274	186

24 Hour Total : 12148
 AM peak hour begins : 11:30 AM peak volume : 806 Peak hour factor : 0.94
 PM peak hour begins : 17:15 PM peak volume : 1039 Peak hour factor : 0.97

Mar 18 Northbound Volume for Lane 2

End Time	00	01	02	03	04	05	06	07	08	09	10	11
15	42	18	21	13	12	23	70	170	222	182	169	225
30	28	26	15	9	11	38	146	194	233	196	198	190
45	28	10	17	11	20	52	139	210	244	194	190	222
00	18	21	8	12	24	66	168	226	203	196	178	209
Hr Total	116	75	61	45	67	179	523	800	902	768	735	846

End Time	12	13	14	15	16	17	18	19	20	21	22	23
15	187	202	225	225	188	162	181	166	169	116	109	58
30	177	192	199	201	197	183	178	159	126	96	87	68
45	220	226	217	219	172	176	163	147	108	96	73	36
00	223	227	237	225	189	177	175	160	113	92	67	47
Hr Total	807	847	878	870	746	698	697	632	516	400	336	209

24 Hour Total : 12753
 AM peak hour begins : 07:45 AM peak volume : 925 Peak hour factor : 0.95
 PM peak hour begins : 14:45 PM peak volume : 882 Peak hour factor : 0.93

Traffic Survey Specialists, Inc. 624 Gardenia Terrace
 Delray Beach, Florida 33444 Phone (561) 272-3255
 Volume Report with 24 Hour Totals

Data File : D0318039.PRN
 Station : 000000031619
 Identification : 009701450015 Interval : 15 minutes
 Start date : Mar 18, 09 Start time : 00:00
 Stop date : Mar 18, 09 Stop time : 24:00
 City/Town : Miami, Florida County : Dade
 Location : SW 17 Avenue South of SW 1 Street

Mar 18 Total Volume for All Lanes

End Time	00	01	02	03	04	05	06	07	08	09	10	11
15	68	33	31	17	17	40	110	280	371	352	346	424
30	56	40	25	13	18	51	197	363	392	393	359	367
45	43	19	21	18	31	80	239	416	479	360	376	406
00	34	28	17	17	38	102	274	401	393	335	352	408
Hr Total	201	120	94	65	104	273	820	1460	1635	1440	1433	1605

End Time	12	13	14	15	16	17	18	19	20	21	22	23
15	402	405	414	426	390	403	449	323	292	231	191	111
30	385	406	409	396	422	436	398	322	235	177	161	118
45	396	429	439	448	404	427	353	304	212	183	134	88
00	416	443	464	433	451	444	396	297	202	184	124	78
Hr Total	1599	1683	1726	1703	1667	1710	1596	1246	941	775	610	395

24 Hour Total : 24901
 AM peak hour begins : 07:45 AM peak volume : 1643 Peak hour factor : 0.86
 PM peak hour begins : 17:15 PM peak volume : 1756 Peak hour factor : 0.98

Traffic Survey Specialists, Inc. 624 Gardenia Terrace
 Delray Beach, Florida 33444 Phone (561) 272-3255
 Volume Report with 24 Hour Totals

 Data File : D0318012.PRN
 Station : 000000031702
 Identification : 000411692131 Interval : 15 minutes
 Start date : Mar 18, 09 Start time : 00:00
 Stop date : Mar 18, 09 Stop time : 24:00
 City/Town : Miami, Florida County : Dade
 Location : NW 14 Avenue South of NW 45 Street

Mar 18 Northbound Volume for Lane 1

End Time	00	01	02	03	04	05	06	07	08	09	10	11
15	1	2	0	1	0	0	1	0	5	2	4	1
30	0	0	0	1	0	0	3	1	4	4	1	2
45	1	0	1	0	1	0	1	1	3	1	1	1
00	1	0	2	0	0	1	2	5	3	1	1	4
Hr Total	3	2	3	2	1	1	7	7	15	8	7	8

End Time	12	13	14	15	16	17	18	19	20	21	22	23
15	1	1	6	3	3	3	4	5	1	1	4	2
30	1	6	4	4	5	0	3	4	3	0	1	1
45	0	3	6	6	1	3	1	3	1	0	2	2
00	0	2	4	8	5	0	7	3	2	3	1	1
Hr Total	2	12	20	21	14	6	15	15	7	4	8	6

24 Hour Total : 194
 AM peak hour begins : 07:45 AM peak volume : 17 Peak hour factor : 0.85
 PM peak hour begins : 15:30 PM peak volume : 22 Peak hour factor : 0.69

Mar 18 Southbound Volume for Lane 2

End Time	00	01	02	03	04	05	06	07	08	09	10	11
15	0	0	1	0	0	1	0	2	2	6	0	3
30	2	0	0	0	0	0	1	3	12	4	1	4
45	0	0	0	0	1	0	2	3	9	2	3	0
00	2	0	0	0	0	1	1	3	6	0	2	0
Hr Total	4	0	1	0	1	2	4	11	29	12	6	7

End Time	12	13	14	15	16	17	18	19	20	21	22	23
15	1	0	4	7	2	2	2	4	4	1	1	1
30	1	1	4	4	5	3	2	1	2	1	3	3
45	1	1	2	7	3	6	3	5	2	1	2	0
00	3	2	3	15	6	2	1	4	2	1	1	0
Hr Total	6	4	13	33	16	13	8	14	10	4	7	4

24 Hour Total : 209
 AM peak hour begins : 08:15 AM peak volume : 33 Peak hour factor : 0.69
 PM peak hour begins : 15:00 PM peak volume : 33 Peak hour factor : 0.55

Traffic Survey Specialists, Inc. 624 Gardenia Terrace
 Delray Beach, Florida 33444 Phone (561) 272-3255
 Volume Report with 24 Hour Totals

Data File : D0318012.PRN
 Station : 000000031702
 Identification : 000411692131 Interval : 15 minutes
 Start date : Mar 18, 09 Start time : 00:00
 Stop date : Mar 18, 09 Stop time : 24:00
 City/Town : Miami, Florida County : Dade
 Location : NW 14 Avenue South of NW 45 Street

Mar 18 Total Volume for All Lanes

End Time	00	01	02	03	04	05	06	07	08	09	10	11
15	1	2	1	1	0	1	1	2	7	8	4	4
30	2	0	0	1	0	0	4	4	16	8	2	6
45	1	0	1	0	2	0	3	4	12	3	4	1
00	3	0	2	0	0	2	3	8	9	1	3	4
Hr Total	7	2	4	2	2	3	11	18	44	20	13	15

End Time	12	13	14	15	16	17	18	19	20	21	22	23
15	2	1	10	10	5	5	6	9	5	2	5	3
30	2	7	8	8	10	3	5	5	5	1	4	4
45	1	4	8	13	4	9	4	8	3	1	4	2
00	3	4	7	23	11	2	8	7	4	4	2	1
Hr Total	8	16	33	54	30	19	23	29	17	8	15	10

24 Hour Total : 403
 AM peak hour begins : 08:15 AM peak volume : 45 Peak hour factor : 0.70
 PM peak hour begins : 15:00 PM peak volume : 54 Peak hour factor : 0.59

Traffic Survey Specialists, Inc. 624 Gardenia Terrace
 Delray Beach, Florida 33444 Phone (561) 272-3255
 Volume Report with 24 Hour Totals

 Data File : D0319009.PRN
 Station : 000000031702
 Identification : 000411692131 Interval : 15 minutes
 Start date : Mar 19, 09 Start time : 00:00
 Stop date : Mar 19, 09 Stop time : 24:00
 City/Town : Miami, Florida County : Dade
 Location : NW 14 Avenue South of NW 45 Street

Mar 19 Northbound Volume for Lane 1

End Time	00	01	02	03	04	05	06	07	08	09	10	11
15	0	0	0	0	0	0	1	2	2	2	2	0
30	0	1	0	0	1	1	4	1	3	3	0	2
45	0	0	0	0	0	1	1	1	4	1	1	3
00	0	2	1	0	0	1	1	3	8	2	3	4
Hr Total	0	3	1	0	1	3	7	7	17	8	6	9

End Time	12	13	14	15	16	17	18	19	20	21	22	23
15	2	3	4	1	3	5	4	6	2	4	5	1
30	2	2	3	7	6	2	5	6	4	4	6	1
45	2	5	4	3	3	6	2	3	2	1	3	1
00	2	6	4	4	4	7	3	4	1	4	2	1
Hr Total	8	16	15	15	16	20	14	19	9	13	16	4

24 Hour Total : 227
 AM peak hour begins : 08:00 AM peak volume : 17 Peak hour factor : 0.53
 PM peak hour begins : 17:30 PM peak volume : 22 Peak hour factor : 0.79

Mar 19 Southbound Volume for Lane 2

End Time	00	01	02	03	04	05	06	07	08	09	10	11
15	1	1	1	0	0	0	0	1	8	4	1	1
30	0	1	0	0	0	0	2	2	8	1	2	0
45	1	1	0	1	0	0	2	6	9	1	0	2
00	0	0	0	0	0	0	3	3	6	1	3	1
Hr Total	2	3	1	1	0	0	7	12	31	7	6	4

End Time	12	13	14	15	16	17	18	19	20	21	22	23
15	3	4	2	4	6	5	5	1	4	1	0	0
30	3	2	4	4	5	1	9	4	3	2	2	1
45	7	3	4	11	5	3	2	1	3	5	6	0
00	1	0	3	21	7	4	2	6	3	2	2	4
Hr Total	14	9	13	40	23	13	18	12	13	10	10	5

24 Hour Total : 254
 AM peak hour begins : 08:00 AM peak volume : 31 Peak hour factor : 0.86
 PM peak hour begins : 15:30 PM peak volume : 43 Peak hour factor : 0.51

Traffic Survey Specialists, Inc. 624 Gardenia Terrace
 Delray Beach, Florida 33444 Phone (561) 272-3255
 Volume Report with 24 Hour Totals

 Data File : D0319009.PRN
 Station : 000000031702
 Identification : 000411692131 Interval : 15 minutes
 Start date : Mar 19, 09 Start time : 00:00
 Stop date : Mar 19, 09 Stop time : 24:00
 City/Town : Miami, Florida County : Dade
 Location : NW 14 Avenue South of NW 45 Street

Mar 19 Total Volume for All Lanes

End Time	00	01	02	03	04	05	06	07	08	09	10	11
15	1	1	1	0	0	0	1	3	10	6	3	1
30	0	2	0	0	1	1	6	3	11	4	2	2
45	1	1	0	1	0	1	3	7	13	2	1	5
00	0	2	1	0	0	1	4	6	14	3	6	5
Hr Total	2	6	2	1	1	3	14	19	48	15	12	13

End Time	12	13	14	15	16	17	18	19	20	21	22	23
15	5	7	6	5	9	10	9	7	6	5	5	1
30	5	4	7	11	11	3	14	10	7	6	8	2
45	9	8	8	14	8	9	4	4	5	6	9	1
00	3	6	7	25	11	11	5	10	4	6	4	5
Hr Total	22	25	28	55	39	33	32	31	22	23	26	9

24 Hour Total : 481
 AM peak hour begins : 08:00 AM peak volume : 48 Peak hour factor : 0.86
 PM peak hour begins : 15:15 PM peak volume : 59 Peak hour factor : 0.59

Traffic Survey Specialists, Inc. 624 Gardenia Terrace
 Delray Beach, Florida 33444 Phone (561) 272-3255
 Volume Report with 24 Hour Totals

 Data File : D0318035.PRN
 Station : 000000031709
 Identification : 000058410087 Interval : 15 minutes
 Start date : Mar 18, 09 Start time : 00:00
 Stop date : Mar 18, 09 Stop time : 24:00
 City/Town : Miami, Florida County : Dade
 Location : NW 14 Avenue North of NW 37 Street

Mar 18 Northbound Volume for Lane 1

End Time	00	01	02	03	04	05	06	07	08	09	10	11
15	0	0	0	0	0	0	0	3	5	2	5	6
30	0	0	0	0	0	0	0	3	4	4	5	6
45	0	1	0	0	0	0	3	1	3	1	3	3
00	0	1	0	0	0	0	1	2	2	3	5	2
Hr Total	0	2	0	0	0	0	4	9	14	10	18	17

End Time	12	13	14	15	16	17	18	19	20	21	22	23
15	9	4	5	8	5	17	7	3	4	2	2	0
30	6	1	2	4	15	12	4	4	3	3	2	2
45	2	2	6	9	8	5	6	3	1	2	3	1
00	5	5	9	5	10	7	4	3	8	0	2	0
Hr Total	22	12	22	26	38	41	21	13	16	7	9	3

24 Hour Total : 304
 AM peak hour begins : 10:30 AM peak volume : 20 Peak hour factor : 0.83
 PM peak hour begins : 16:15 PM peak volume : 50 Peak hour factor : 0.74

Mar 18 Southbound Volume for Lane 2

End Time	00	01	02	03	04	05	06	07	08	09	10	11
15	0	1	1	0	0	0	3	3	3	0	0	1
30	1	0	0	0	0	0	0	3	5	2	6	3
45	0	0	0	0	0	0	4	3	7	0	1	3
00	0	1	0	1	0	0	1	6	4	3	2	2
Hr Total	1	2	1	1	0	0	8	15	19	5	9	9

End Time	12	13	14	15	16	17	18	19	20	21	22	23
15	2	7	1	3	2	2	4	1	2	1	0	0
30	1	4	4	5	1	2	1	1	1	2	0	1
45	4	3	1	2	2	0	4	2	0	3	2	1
00	2	8	3	3	4	4	2	1	5	3	0	0
Hr Total	9	22	9	13	9	8	11	5	8	9	2	2

24 Hour Total : 177
 AM peak hour begins : 07:45 AM peak volume : 21 Peak hour factor : 0.75
 PM peak hour begins : 13:00 PM peak volume : 22 Peak hour factor : 0.69

Traffic Survey Specialists, Inc. 624 Gardenia Terrace
 Delray Beach, Florida 33444 Phone (561) 272-3255
 Volume Report with 24 Hour Totals

Data File : D0318035.PRN
 Station : 000000031709
 Identification : 000058410087 Interval : 15 minutes
 Start date : Mar 18, 09 Start time : 00:00
 Stop date : Mar 18, 09 Stop time : 24:00
 City/Town : Miami, Florida County : Dade
 Location : NW 14 Avenue North of NW 37 Street

Mar 18 Total Volume for All Lanes

End Time	00	01	02	03	04	05	06	07	08	09	10	11
15	0	1	1	0	0	0	3	6	8	2	5	7
30	1	0	0	0	0	0	0	6	9	6	11	9
45	0	1	0	0	0	0	7	4	10	1	4	6
00	0	2	0	1	0	0	2	8	6	6	7	4
Hr Total	1	4	1	1	0	0	12	24	33	15	27	26

End Time	12	13	14	15	16	17	18	19	20	21	22	23
15	11	11	6	11	7	19	11	4	6	3	2	0
30	7	5	6	9	16	14	5	5	4	5	2	3
45	6	5	7	11	10	5	10	5	1	5	5	2
00	7	13	12	8	14	11	6	4	13	3	2	0
Hr Total	31	34	31	39	47	49	32	18	24	16	11	5

24 Hour Total : 481
 AM peak hour begins : 07:45 AM peak volume : 35 Peak hour factor : 0.88
 PM peak hour begins : 16:15 PM peak volume : 59 Peak hour factor : 0.78

Traffic Survey Specialists, Inc. 624 Gardenia Terrace
 Delray Beach, Florida 33444 Phone (561) 272-3255
 Volume Report with 24 Hour Totals

 Data File : D0319020.PRN
 Station : 000000031709
 Identification : 000058410087 Interval : 15 minutes
 Start date : Mar 19, 09 Start time : 00:00
 Stop date : Mar 19, 09 Stop time : 24:00
 City/Town : Miami, Florida County : Dade
 Location : NW 14 Avenue North of NW 37 Street

Mar 19 Northbound Volume for Lane 1

End Time	00	01	02	03	04	05	06	07	08	09	10	11
15	0	1	0	0	0	0	0	3	3	7	3	3
30	0	0	1	0	0	0	0	4	6	3	4	5
45	1	2	0	0	0	2	3	4	3	1	3	3
00	0	0	0	0	0	0	3	5	2	3	3	5
Hr Total	1	3	1	0	0	2	6	16	14	14	13	16

End Time	12	13	14	15	16	17	18	19	20	21	22	23
15	3	3	4	4	15	17	4	4	4	2	0	1
30	4	4	4	4	15	12	3	3	4	4	3	2
45	1	3	5	8	3	10	1	2	6	2	2	1
00	4	7	4	15	12	7	3	1	2	2	1	0
Hr Total	12	17	17	31	45	46	11	10	16	10	6	4

24 Hour Total : 311
 AM peak hour begins : 07:30 AM peak volume : 18 Peak hour factor : 0.75
 PM peak hour begins : 15:30 PM peak volume : 53 Peak hour factor : 0.88

Mar 19 Southbound Volume for Lane 2

End Time	00	01	02	03	04	05	06	07	08	09	10	11
15	1	1	1	0	0	0	2	2	1	5	0	3
30	0	2	0	0	0	0	2	4	4	1	3	3
45	1	0	0	0	0	0	2	7	6	2	2	5
00	1	0	0	0	0	1	1	5	4	3	2	2
Hr Total	3	3	1	0	0	1	7	18	15	11	7	13

End Time	12	13	14	15	16	17	18	19	20	21	22	23
15	7	6	5	4	2	1	2	2	3	0	0	0
30	3	4	6	6	5	4	5	2	2	1	0	0
45	1	4	4	6	3	2	7	1	2	3	1	0
00	3	2	3	2	3	3	3	2	0	2	0	2
Hr Total	14	16	18	18	13	10	17	7	7	6	1	2

24 Hour Total : 208
 AM peak hour begins : 08:15 AM peak volume : 19 Peak hour factor : 0.79
 PM peak hour begins : 14:45 PM peak volume : 19 Peak hour factor : 0.79

Traffic Survey Specialists, Inc. 624 Gardenia Terrace
 Delray Beach, Florida 33444 Phone (561) 272-3255
 Volume Report with 24 Hour Totals

Data File : D0319020.PRN
 Station : 000000031709
 Identification : 000058410087 Interval : 15 minutes
 Start date : Mar 19, 09 Start time : 00:00
 Stop date : Mar 19, 09 Stop time : 24:00
 City/Town : Miami, Florida County : Dade
 Location : NW 14 Avenue North of NW 37 Street

Mar 19 Total Volume for All Lanes

End Time	00	01	02	03	04	05	06	07	08	09	10	11
15	1	2	1	0	0	0	2	5	4	12	3	6
30	0	2	1	0	0	0	2	8	10	4	7	8
45	2	2	0	0	0	2	5	11	9	3	5	8
00	1	0	0	0	0	1	4	10	6	6	5	7
Hr Total	4	6	2	0	0	3	13	34	29	25	20	29

End Time	12	13	14	15	16	17	18	19	20	21	22	23
15	10	9	9	8	17	18	6	6	7	2	0	1
30	7	8	10	10	20	16	8	5	6	5	3	2
45	2	7	9	14	6	12	8	3	8	5	3	1
00	7	9	7	17	15	10	6	3	2	4	1	2
Hr Total	26	33	35	49	58	56	28	17	23	16	7	6

24 Hour Total : 519
 AM peak hour begins : 08:15 AM peak volume : 37 Peak hour factor : 0.77
 PM peak hour begins : 15:30 PM peak volume : 68 Peak hour factor : 0.85

Traffic Survey Specialists, Inc. 624 Gardenia Terrace
 Delray Beach, Florida 33444 Phone (561) 272-3255
 Volume Report with 24 Hour Totals

Data File : D0318040.PRN
 Station : 000000031713
 Identification : 009600650020 Interval : 15 minutes
 Start date : Mar 18, 09 Start time : 00:00
 Stop date : Mar 18, 09 Stop time : 24:00
 City/Town : Miami, Florida County : Dade
 Location : NW 14 Avenue North of NW 29 Terrace

Mar 18 Northbound Volume for Lane 1

End Time	00	01	02	03	04	05	06	07	08	09	10	11
15	3	0	1	0	1	1	1	10	12	10	22	21
30	1	1	1	1	0	0	3	9	16	15	20	29
45	2	0	0	2	1	1	5	13	19	10	18	26
00	0	3	0	1	0	3	11	13	13	9	15	18
Hr Total	6	4	2	4	2	5	20	45	60	44	75	94

End Time	12	13	14	15	16	17	18	19	20	21	22	23
15	23	16	25	28	28	39	33	18	17	12	6	7
30	19	26	21	26	48	39	17	11	9	13	4	9
45	25	24	24	37	29	26	25	20	9	9	5	8
00	20	19	37	34	53	30	21	7	13	4	4	6
Hr Total	87	85	107	125	158	134	96	56	48	38	19	30

24 Hour Total : 1344
 AM peak hour begins : 11:15 AM peak volume : 96 Peak hour factor : 0.83
 PM peak hour begins : 16:15 PM peak volume : 169 Peak hour factor : 0.80

Mar 18 Southbound Volume for Lane 2

End Time	00	01	02	03	04	05	06	07	08	09	10	11
15	2	1	0	2	1	0	1	17	24	18	25	25
30	2	0	1	1	1	2	10	27	32	26	26	18
45	2	1	0	1	1	0	11	32	22	15	19	26
00	2	0	1	0	0	3	18	20	23	20	19	23
Hr Total	8	2	2	4	3	5	40	96	101	79	89	92

End Time	12	13	14	15	16	17	18	19	20	21	22	23
15	19	19	25	23	27	37	19	19	21	11	11	4
30	16	23	16	29	26	28	29	30	9	13	7	6
45	19	25	30	25	20	25	30	16	11	10	8	3
00	22	19	30	27	22	18	16	16	14	11	4	2
Hr Total	76	86	101	104	95	108	94	81	55	45	30	15

24 Hour Total : 1411
 AM peak hour begins : 07:30 AM peak volume : 108 Peak hour factor : 0.84
 PM peak hour begins : 14:30 PM peak volume : 112 Peak hour factor : 0.93

Traffic Survey Specialists, Inc. 624 Gardenia Terrace
 Delray Beach, Florida 33444 Phone (561) 272-3255
 Volume Report with 24 Hour Totals

Data File : D0318040.PRN
 Station : 000000031713
 Identification : 009600650020 Interval : 15 minutes
 Start date : Mar 18, 09 Start time : 00:00
 Stop date : Mar 18, 09 Stop time : 24:00
 City/Town : Miami, Florida County : Dade
 Location : NW 14 Avenue North of NW 29 Terrace

Mar 18 Total Volume for All Lanes

End Time	00	01	02	03	04	05	06	07	08	09	10	11
15	5	1	1	2	2	1	2	27	36	28	47	46
30	3	1	2	2	1	2	13	36	48	41	46	47
45	4	1	0	3	2	1	16	45	41	25	37	52
00	2	3	1	1	0	6	29	33	36	29	34	41
Hr Total	14	6	4	8	5	10	60	141	161	123	164	186

End Time	12	13	14	15	16	17	18	19	20	21	22	23
15	42	35	50	51	55	76	52	37	38	23	17	11
30	35	49	37	55	74	67	46	41	18	26	11	15
45	44	49	54	62	49	51	55	36	20	19	13	11
00	42	38	67	61	75	48	37	23	27	15	8	8
Hr Total	163	171	208	229	253	242	190	137	103	83	49	45

24 Hour Total : 2755
 AM peak hour begins : 11:00 AM peak volume : 186 Peak hour factor : 0.89
 PM peak hour begins : 16:15 PM peak volume : 274 Peak hour factor : 0.90

Traffic Survey Specialists, Inc. 624 Gardenia Terrace
 Delray Beach, Florida 33444 Phone (561) 272-3255
 Volume Report with 24 Hour Totals

Data File : D0319022.PRN
 Station : 000000031713
 Identification : 009600650020 Interval : 15 minutes
 Start date : Mar 19, 09 Start time : 00:00
 Stop date : Mar 19, 09 Stop time : 24:00
 City/Town : Miami, Florida County : Dade
 Location : NW 14 Avenue North of NW 29 Terrace

Mar 19 Northbound Volume for Lane 1

End Time	00	01	02	03	04	05	06	07	08	09	10	11
15	3	1	1	0	0	0	2	16	11	12	15	19
30	4	1	1	1	0	0	1	13	26	21	13	17
45	2	1	0	2	2	2	5	12	10	17	16	23
00	1	3	0	1	1	3	13	17	10	22	16	16
Hr Total	10	6	2	4	3	5	21	58	57	72	60	75

End Time	12	13	14	15	16	17	18	19	20	21	22	23
15	24	22	22	29	40	42	15	20	18	8	5	6
30	21	22	25	30	47	37	20	18	14	15	8	6
45	20	15	25	52	31	25	23	22	8	7	7	4
00	17	17	41	35	42	28	18	13	12	6	7	5
Hr Total	82	76	113	146	160	132	76	73	52	36	27	21

24 Hour Total : 1367
 AM peak hour begins : 11:30 AM peak volume : 84 Peak hour factor : 0.88
 PM peak hour begins : 15:30 PM peak volume : 174 Peak hour factor : 0.84

Mar 19 Southbound Volume for Lane 2

End Time	00	01	02	03	04	05	06	07	08	09	10	11
15	2	4	0	1	0	2	2	16	24	22	18	17
30	4	2	1	0	0	1	9	27	21	23	23	17
45	6	2	0	1	1	2	12	33	26	29	15	13
00	0	0	1	1	0	2	14	31	22	20	27	13
Hr Total	12	8	2	3	1	7	37	107	93	94	83	60

End Time	12	13	14	15	16	17	18	19	20	21	22	23
15	26	31	20	19	17	36	18	24	19	7	2	4
30	24	20	30	21	28	21	23	20	16	10	9	10
45	18	23	29	34	28	24	19	21	12	10	6	8
00	24	26	23	30	26	33	18	12	20	14	10	6
Hr Total	92	100	102	104	99	114	78	77	67	41	27	28

24 Hour Total : 1436
 AM peak hour begins : 07:15 AM peak volume : 115 Peak hour factor : 0.87
 PM peak hour begins : 16:15 PM peak volume : 118 Peak hour factor : 0.82

Traffic Survey Specialists, Inc. 624 Gardenia Terrace
 Delray Beach, Florida 33444 Phone (561) 272-3255
 Volume Report with 24 Hour Totals

 Data File : D0319022.PRN
 Station : 000000031713
 Identification : 009600650020 Interval : 15 minutes
 Start date : Mar 19, 09 Start time : 00:00
 Stop date : Mar 19, 09 Stop time : 24:00
 City/Town : Miami, Florida County : Dade
 Location : NW 14 Avenue North of NW 29 Terrace

Mar 19 Total Volume for All Lanes

End Time	00	01	02	03	04	05	06	07	08	09	10	11
15	5	5	1	1	0	2	4	32	35	34	33	36
30	8	3	2	1	0	1	10	40	47	44	36	34
45	8	3	0	3	3	4	17	45	36	46	31	36
00	1	3	1	2	1	5	27	48	32	42	43	29
Hr Total	22	14	4	7	4	12	58	165	150	166	143	135

End Time	12	13	14	15	16	17	18	19	20	21	22	23
15	50	53	42	48	57	78	33	44	37	15	7	10
30	45	42	55	51	75	58	43	38	30	25	17	16
45	38	38	54	86	59	49	42	43	20	17	13	12
00	41	43	64	65	68	61	36	25	32	20	17	11
Hr Total	174	176	215	250	259	246	154	150	119	77	54	49

24 Hour Total : 2803
 AM peak hour begins : 07:30 AM peak volume : 175 Peak hour factor : 0.91
 PM peak hour begins : 15:30 PM peak volume : 283 Peak hour factor : 0.82

Traffic Survey Specialists, Inc. 624 Gardenia Terrace
 Delray Beach, Florida 33444 Phone (561) 272-3255
 Volume Report with 24 Hour Totals

Data File : D0318023.PRN
 Station : 000000031718
 Identification : 000110252089 Interval : 15 minutes
 Start date : Mar 18, 09 Start time : 00:00
 Stop date : Mar 18, 09 Stop time : 24:00
 City/Town : Miami, Florida County : Dade
 Location : NW 14 Avenue North of NW 21 Street

Mar 18 Northbound Volume for Lane 1

End Time	00	01	02	03	04	05	06	07	08	09	10	11
15	5	2	5	8	12	12	24	28	22	41	44	39
30	8	2	2	8	12	10	15	20	39	35	33	44
45	1	2	1	6	15	19	19	30	31	33	27	29
00	5	1	6	10	14	16	25	22	34	41	42	29
Hr Total	19	7	14	32	53	57	83	100	126	150	146	141

End Time	12	13	14	15	16	17	18	19	20	21	22	23
15	23	41	33	53	75	63	35	21	17	6	6	8
30	37	27	42	53	71	53	13	6	13	8	3	6
45	34	27	37	62	82	36	26	11	10	4	4	4
00	27	32	47	70	92	31	23	17	10	11	5	6
Hr Total	121	127	159	238	320	183	97	55	50	29	18	24

24 Hour Total : 2349
 AM peak hour begins : 10:45 AM peak volume : 154 Peak hour factor : 0.88
 PM peak hour begins : 16:00 PM peak volume : 320 Peak hour factor : 0.87

Mar 18 Southbound Volume for Lane 2

End Time	00	01	02	03	04	05	06	07	08	09	10	11
15	5	1	2	5	0	4	15	26	60	51	45	32
30	2	0	2	2	6	8	24	53	54	57	36	35
45	4	2	0	2	5	9	23	56	64	33	32	36
00	2	1	0	3	9	8	38	60	52	36	38	35
Hr Total	13	4	4	12	20	29	100	195	230	177	151	138

End Time	12	13	14	15	16	17	18	19	20	21	22	23
15	34	41	40	25	33	31	26	19	17	7	6	7
30	28	40	36	35	20	21	20	29	11	10	2	7
45	32	28	45	24	42	22	18	18	10	10	6	3
00	54	39	35	31	22	32	16	15	17	6	3	3
Hr Total	148	148	156	115	117	106	80	81	55	33	17	20

24 Hour Total : 2149
 AM peak hour begins : 07:45 AM peak volume : 238 Peak hour factor : 0.93
 PM peak hour begins : 12:30 PM peak volume : 167 Peak hour factor : 0.77

Traffic Survey Specialists, Inc. 624 Gardenia Terrace
 Delray Beach, Florida 33444 Phone (561) 272-3255
 Volume Report with 24 Hour Totals

Data File : D0318023.PRN
 Station : 000000031718
 Identification : 000110252089 Interval : 15 minutes
 Start date : Mar 18, 09 Start time : 00:00
 Stop date : Mar 18, 09 Stop time : 24:00
 City/Town : Miami, Florida County : Dade
 Location : NW 14 Avenue North of NW 21 Street

Mar 18 Total Volume for All Lanes

End Time	00	01	02	03	04	05	06	07	08	09	10	11
15	10	3	7	13	12	16	39	54	82	92	89	71
30	10	2	4	10	18	18	39	73	93	92	69	79
45	5	4	1	8	20	28	42	86	95	66	59	65
00	7	2	6	13	23	24	63	82	86	77	80	64

Hr Total 32 11 18 44 73 86 183 295 356 327 297 279

End Time	12	13	14	15	16	17	18	19	20	21	22	23
15	57	82	73	78	108	94	61	40	34	13	12	15
30	65	67	78	88	91	74	33	35	24	18	5	13
45	66	55	82	86	124	58	44	29	20	14	10	7
00	81	71	82	101	114	63	39	32	27	17	8	9

Hr Total 269 275 315 353 437 289 177 136 105 62 35 44

24 Hour Total : 4498
 AM peak hour begins : 08:15 AM peak volume : 366 Peak hour factor : 0.96
 PM peak hour begins : 16:00 PM peak volume : 437 Peak hour factor : 0.88

Traffic Survey Specialists, Inc. 624 Gardenia Terrace
 Delray Beach, Florida 33444 Phone (561) 272-3255
 Volume Report with 24 Hour Totals

Data File : D0319013.PRN
 Station : 000000031718
 Identification : 000110252089 Interval : 15 minutes
 Start date : Mar 19, 09 Start time : 00:00
 Stop date : Mar 19, 09 Stop time : 24:00
 City/Town : Miami, Florida County : Dade
 Location : NW 14 Avenue North of NW 21 Street

Mar 19 Northbound Volume for Lane 1

End Time	00	01	02	03	04	05	06	07	08	09	10	11
15	4	2	5	8	13	16	17	23	34	38	31	26
30	5	1	2	7	10	11	14	26	29	41	27	33
45	5	3	2	9	14	18	16	23	32	40	29	31
00	6	5	10	7	12	11	35	38	26	36	28	35
Hr Total	20	11	19	31	49	56	82	110	121	155	115	125

End Time	12	13	14	15	16	17	18	19	20	21	22	23
15	35	32	48	50	80	76	27	16	18	3	6	8
30	35	26	31	53	70	51	20	12	9	10	7	3
45	48	30	45	76	72	45	27	23	9	12	4	3
00	31	18	52	53	63	39	24	14	2	6	9	3
Hr Total	149	106	176	232	285	211	98	65	38	31	26	17

24 Hour Total : 2328
 AM peak hour begins : 09:00 AM peak volume : 155 Peak hour factor : 0.95
 PM peak hour begins : 16:00 PM peak volume : 285 Peak hour factor : 0.89

Mar 19 Southbound Volume for Lane 2

End Time	00	01	02	03	04	05	06	07	08	09	10	11
15	4	1	1	3	3	2	9	27	50	54	31	35
30	0	3	3	3	5	4	18	47	45	46	32	30
45	5	4	2	2	4	9	30	56	48	32	36	24
00	3	1	0	2	1	14	32	93	54	42	24	32
Hr Total	12	9	6	10	13	29	89	223	197	174	123	121

End Time	12	13	14	15	16	17	18	19	20	21	22	23
15	41	43	30	38	33	26	25	18	17	12	9	9
30	33	37	38	39	26	31	24	18	16	13	7	5
45	23	46	37	30	29	34	19	19	14	8	11	4
00	46	42	35	28	25	35	22	19	9	17	7	2
Hr Total	143	168	140	135	113	126	90	74	56	50	34	20

24 Hour Total : 2155
 AM peak hour begins : 07:15 AM peak volume : 246 Peak hour factor : 0.66
 PM peak hour begins : 12:45 PM peak volume : 172 Peak hour factor : 0.93

Traffic Survey Specialists, Inc. 624 Gardenia Terrace
 Delray Beach, Florida 33444 Phone (561) 272-3255
 Volume Report with 24 Hour Totals

Data File : D0319013.PRN
 Station : 000000031718
 Identification : 000110252089 Interval : 15 minutes
 Start date : Mar 19, 09 Start time : 00:00
 Stop date : Mar 19, 09 Stop time : 24:00
 City/Town : Miami, Florida County : Dade
 Location : NW 14 Avenue North of NW 21 Street

Mar 19 Total Volume for All Lanes

End Time	00	01	02	03	04	05	06	07	08	09	10	11
15	8	3	6	11	16	18	26	50	84	92	62	61
30	5	4	5	10	15	15	32	73	74	87	59	63
45	10	7	4	11	18	27	46	79	80	72	65	55
00	9	6	10	9	13	25	67	131	80	78	52	67
Hr Total	32	20	25	41	62	85	171	333	318	329	238	246

End Time	12	13	14	15	16	17	18	19	20	21	22	23
15	76	75	78	88	113	102	52	34	35	15	15	17
30	68	63	69	92	96	82	44	30	25	23	14	8
45	71	76	82	106	101	79	46	42	23	20	15	7
00	77	60	87	81	88	74	46	33	11	23	16	5
Hr Total	292	274	316	367	398	337	188	139	94	81	60	37

24 Hour Total : 4483
 AM peak hour begins : 07:45 AM peak volume : 369 Peak hour factor : 0.70
 PM peak hour begins : 16:00 PM peak volume : 398 Peak hour factor : 0.88

Traffic Survey Specialists, Inc. 624 Gardenia Terrace
 Delray Beach, Florida 33444 Phone (561) 272-3255
 Volume Report with 24 Hour Totals

Data File : D0317011.PRN
 Station : 000000031616
 Identification : 000110252028 Interval : 15 minutes
 Start date : Mar 17, 09 Start time : 00:00
 Stop date : Mar 17, 09 Stop time : 24:00
 City/Town : Miami, Florida County : Dade
 Location : NW 14 Avenue North of NW 14 Terrace

Mar 17 Northbound Volume for Lane 1

End Time	00	01	02	03	04	05	06	07	08	09	10	11
15	11	2	4	2	4	9	51	113	162	122	126	94
30	5	2	2	1	1	19	62	134	138	113	109	127
45	6	8	3	3	10	22	117	102	129	128	95	109
00	4	3	5	3	13	31	115	153	131	126	105	90
Hr Total	26	15	14	9	28	81	345	502	560	489	435	420

End Time	12	13	14	15	16	17	18	19	20	21	22	23
15	96	83	100	130	102	106	74	44	28	18	24	14
30	108	102	92	103	82	99	60	33	28	23	18	13
45	95	72	83	108	120	91	46	39	19	15	10	13
00	92	93	99	125	132	72	56	36	14	26	23	8
Hr Total	391	350	374	466	436	368	236	152	89	82	75	48

24 Hour Total : 5991
 AM peak hour begins : 07:45 AM peak volume : 582 Peak hour factor : 0.90
 PM peak hour begins : 15:00 PM peak volume : 466 Peak hour factor : 0.90

Mar 17 Southbound Volume for Lane 2

End Time	00	01	02	03	04	05	06	07	08	09	10	11
15	24	0	3	2	7	12	54	82	156	108	95	82
30	3	6	6	7	3	13	50	121	140	119	93	62
45	4	6	2	4	9	14	79	122	128	108	91	107
00	1	4	5	3	8	30	83	147	145	104	102	93
Hr Total	32	16	16	16	27	69	266	472	569	439	381	344

End Time	12	13	14	15	16	17	18	19	20	21	22	23
15	102	104	106	132	132	135	82	65	48	24	16	17
30	141	124	95	137	120	110	83	59	35	19	21	7
45	116	113	114	151	166	102	68	58	32	16	22	21
00	97	107	128	114	133	87	54	68	31	18	18	18
Hr Total	456	448	443	534	551	434	287	250	146	77	77	63

24 Hour Total : 6413
 AM peak hour begins : 07:45 AM peak volume : 571 Peak hour factor : 0.92
 PM peak hour begins : 16:15 PM peak volume : 554 Peak hour factor : 0.83

Traffic Survey Specialists, Inc. 624 Gardenia Terrace
 Delray Beach, Florida 33444 Phone (561) 272-3255
 Volume Report with 24 Hour Totals

Data File : D0317011.PRN
 Station : 000000031616
 Identification : 000110252028 Interval : 15 minutes
 Start date : Mar 17, 09 Start time : 00:00
 Stop date : Mar 17, 09 Stop time : 24:00
 City/Town : Miami, Florida County : Dade
 Location : NW 14 Avenue North of NW 14 Terrace

Mar 17 Total Volume for All Lanes

End Time	00	01	02	03	04	05	06	07	08	09	10	11
15	35	2	7	4	11	21	105	195	318	230	221	176
30	8	8	8	8	4	32	112	255	278	232	202	189
45	10	14	5	7	19	36	196	224	257	236	186	216
00	5	7	10	6	21	61	198	300	276	230	207	183
Hr Total	58	31	30	25	55	150	611	974	1129	928	816	764

End Time	12	13	14	15	16	17	18	19	20	21	22	23
15	198	187	206	262	234	241	156	109	76	42	40	31
30	249	226	187	240	202	209	143	92	63	42	39	20
45	211	185	197	259	286	193	114	97	51	31	32	34
00	189	200	227	239	265	159	110	104	45	44	41	26
Hr Total	847	798	817	1000	987	802	523	402	235	159	152	111

24 Hour Total : 12404
 AM peak hour begins : 07:45 AM peak volume : 1153 Peak hour factor : 0.91
 PM peak hour begins : 16:30 PM peak volume : 1001 Peak hour factor : 0.88

Traffic Survey Specialists, Inc. 624 Gardenia Terrace
 Delray Beach, Florida 33444 Phone (561) 272-3255
 Volume Report with 24 Hour Totals

Data File : D0318018.PRN
 Station : 000000031616
 Identification : 000110252028 Interval : 15 minutes
 Start date : Mar 18, 09 Start time : 00:00
 Stop date : Mar 18, 09 Stop time : 24:00
 City/Town : Miami, Florida County : Dade
 Location : NW 14 Avenue North of NW 14 Terrace

Mar 18 Northbound Volume for Lane 1

End Time	00	01	02	03	04	05	06	07	08	09	10	11
15	6	1	5	2	1	8	45	106	84	108	107	127
30	6	2	4	2	5	11	61	123	84	113	84	78
45	1	3	4	3	13	16	104	138	137	99	117	75
00	8	2	3	3	3	33	116	131	120	69	82	102
Hr Total	21	8	16	10	22	68	326	498	425	389	390	382

End Time	12	13	14	15	16	17	18	19	20	21	22	23
15	80	91	63	127	137	119	80	45	23	17	16	15
30	91	68	113	109	120	80	49	38	20	25	10	17
45	87	67	100	106	125	104	47	36	25	16	20	15
00	90	86	110	111	154	86	45	22	24	19	16	9
Hr Total	348	312	386	453	536	389	221	141	92	77	62	56

24 Hour Total : 5628
 AM peak hour begins : 07:00 AM peak volume : 498 Peak hour factor : 0.90
 PM peak hour begins : 16:00 PM peak volume : 536 Peak hour factor : 0.87

Mar 18 Southbound Volume for Lane 2

End Time	00	01	02	03	04	05	06	07	08	09	10	11
15	16	4	2	1	4	4	33	70	160	134	92	86
30	5	3	4	7	4	16	51	97	154	119	99	90
45	4	6	3	4	6	16	69	125	165	124	93	80
00	3	2	1	1	8	22	92	136	153	100	95	96
Hr Total	28	15	10	13	22	58	245	428	632	477	379	352

End Time	12	13	14	15	16	17	18	19	20	21	22	23
15	102	117	104	119	160	146	71	59	37	27	22	16
30	107	101	105	119	103	120	67	39	38	19	17	10
45	116	99	118	166	170	100	61	67	38	17	16	17
00	103	104	115	127	167	95	43	66	36	16	22	18
Hr Total	428	421	442	531	600	461	242	231	149	79	77	61

24 Hour Total : 6381
 AM peak hour begins : 08:00 AM peak volume : 632 Peak hour factor : 0.96
 PM peak hour begins : 16:30 PM peak volume : 603 Peak hour factor : 0.89

Traffic Survey Specialists, Inc. 624 Gardenia Terrace
 Delray Beach, Florida 33444 Phone (561) 272-3255
 Volume Report with 24 Hour Totals

Data File : D0318018.PRN
 Station : 000000031616
 Identification : 000110252028 Interval : 15 minutes
 Start date : Mar 18, 09 Start time : 00:00
 Stop date : Mar 18, 09 Stop time : 24:00
 City/Town : Miami, Florida County : Dade
 Location : NW 14 Avenue North of NW 14 Terrace

Mar 18 Total Volume for All Lanes

End Time	00	01	02	03	04	05	06	07	08	09	10	11
15	22	5	7	3	5	12	78	176	244	242	199	213
30	11	5	8	9	9	27	112	220	238	232	183	168
45	5	9	7	7	19	32	173	263	302	223	210	155
00	11	4	4	4	11	55	208	267	273	169	177	198
Hr Total	49	23	26	23	44	126	571	926	1057	866	769	734

End Time	12	13	14	15	16	17	18	19	20	21	22	23
15	182	208	167	246	297	265	151	104	60	44	38	31
30	198	169	218	228	223	200	116	77	58	44	27	27
45	203	166	218	272	295	204	108	103	63	33	36	32
00	193	190	225	238	321	181	88	88	60	35	38	27
Hr Total	776	733	828	984	1136	850	463	372	241	156	139	117

24 Hour Total : 12009
 AM peak hour begins : 08:00 AM peak volume : 1057 Peak hour factor : 0.88
 PM peak hour begins : 16:00 PM peak volume : 1136 Peak hour factor : 0.88

 Data File : D0319010.PRN
 Station : 000000031616
 Identification : 000110252028 Interval : 15 minutes
 Start date : Mar 19, 09 Start time : 00:00
 Stop date : Mar 19, 09 Stop time : 24:00
 City/Town : Miami, Florida County : Dade
 Location : NW 14 Avenue North of NW 14 Terrace

Mar 19 Northbound Volume for Lane 1

End Time	00	01	02	03	04	05	06	07	08	09	10	11
15	5	5	0	3	0	8	46	99	145	115	92	94
30	10	4	4	2	6	19	56	124	135	97	81	83
45	5	4	1	0	6	19	102	127	119	120	86	83
00	3	11	6	5	4	36	122	169	119	102	109	87
Hr Total	23	24	11	10	16	82	326	519	518	434	368	347

End Time	12	13	14	15	16	17	18	19	20	21	22	23
15	107	100	108	131	114	116	65	40	25	23	17	20
30	114	97	81	102	78	88	47	29	28	20	17	20
45	95	91	100	128	108	95	52	50	32	20	18	15
00	73	77	111	100	126	72	38	23	21	20	17	11
Hr Total	389	365	400	461	426	371	202	142	106	83	69	66

24 Hour Total : 5758
 AM peak hour begins : 07:30 AM peak volume : 576 Peak hour factor : 0.85
 PM peak hour begins : 14:45 PM peak volume : 472 Peak hour factor : 0.90

Mar 19 Southbound Volume for Lane 2

End Time	00	01	02	03	04	05	06	07	08	09	10	11
15	19	5	1	2	3	7	33	76	160	127	81	76
30	8	8	1	5	6	13	55	111	134	137	74	90
45	5	6	3	7	9	11	67	120	137	105	74	86
00	5	5	1	6	15	29	92	176	132	105	89	108
Hr Total	37	24	6	20	33	60	247	483	563	474	318	360

End Time	12	13	14	15	16	17	18	19	20	21	22	23
15	125	118	99	141	124	166	65	51	45	25	21	21
30	142	121	121	125	110	120	70	52	44	23	17	4
45	117	116	128	144	163	114	61	74	45	28	25	25
00	107	114	119	131	122	83	54	63	28	20	27	11
Hr Total	491	469	467	541	519	483	250	240	162	96	90	61

24 Hour Total : 6494
 AM peak hour begins : 07:45 AM peak volume : 607 Peak hour factor : 0.86
 PM peak hour begins : 16:30 PM peak volume : 571 Peak hour factor : 0.86

Traffic Survey Specialists, Inc. 624 Gardenia Terrace
 Delray Beach, Florida 33444 Phone (561) 272-3255
 Volume Report with 24 Hour Totals

 Data File : D0319010.PRN
 Station : 000000031616
 Identification : 000110252028 Interval : 15 minutes
 Start date : Mar 19, 09 Start time : 00:00
 Stop date : Mar 19, 09 Stop time : 24:00
 City/Town : Miami, Florida County : Dade
 Location : NW 14 Avenue North of NW 14 Terrace

Mar 19 Total Volume for All Lanes

End Time	00	01	02	03	04	05	06	07	08	09	10	11
15	24	10	1	5	3	15	79	175	305	242	173	170
30	18	12	5	7	12	32	111	235	269	234	155	173
45	10	10	4	7	15	30	169	247	256	225	160	169
00	8	16	7	11	19	65	214	345	251	207	198	195
Hr Total	60	48	17	30	49	142	573	1002	1081	908	686	707

End Time	12	13	14	15	16	17	18	19	20	21	22	23
15	232	218	207	272	238	282	130	91	70	48	38	41
30	256	218	202	227	188	208	117	81	72	43	34	24
45	212	207	228	272	271	209	113	124	77	48	43	40
00	180	191	230	231	248	155	92	86	49	40	44	22
Hr Total	880	834	867	1002	945	854	452	382	268	179	159	127

24 Hour Total : 12252
 AM peak hour begins : 07:45 AM peak volume : 1175 Peak hour factor : 0.85
 PM peak hour begins : 16:30 PM peak volume : 1009 Peak hour factor : 0.89

Traffic Survey Specialists, Inc. 624 Gardenia Terrace
 Delray Beach, Florida 33444 Phone (561) 272-3255
 Volume Report with 24 Hour Totals

 Data File : D0318005.PRN
 Station : 000000031701
 Identification : 000058410124 Interval : 15 minutes
 Start date : Mar 18, 09 Start time : 00:00
 Stop date : Mar 18, 09 Stop time : 24:00
 City/Town : Miami, Florida County : Dade
 Location : NW 12 Avenue South of NW 45 Street

Mar 18 Southbound Volume for Lane 1

End Time	00	01	02	03	04	05	06	07	08	09	10	11
15	24	8	6	9	3	14	59	95	154	141	108	101
30	16	8	6	7	11	25	88	91	174	139	83	84
45	12	8	6	3	8	37	116	137	187	127	88	113
00	14	7	6	2	16	37	112	164	158	115	78	94
Hr Total	66	31	24	21	38	113	375	487	673	522	357	392

End Time	12	13	14	15	16	17	18	19	20	21	22	23
15	88	91	106	97	115	86	100	78	54	47	44	33
30	83	83	63	99	100	99	83	60	48	43	39	32
45	91	85	81	96	96	100	77	56	51	40	40	22
00	101	60	114	128	81	79	72	55	53	40	33	18
Hr Total	363	319	364	420	392	364	332	249	206	170	156	105

24 Hour Total : 6539
 AM peak hour begins : 07:45 AM peak volume : 679 Peak hour factor : 0.91
 PM peak hour begins : 15:30 PM peak volume : 439 Peak hour factor : 0.86

Mar 18 Northbound Volume for Lane 2

End Time	00	01	02	03	04	05	06	07	08	09	10	11
15	44	21	8	6	6	18	33	93	123	84	120	132
30	22	22	15	11	11	15	41	85	127	94	110	122
45	26	18	12	19	11	29	63	123	151	89	120	118
00	21	15	13	5	20	38	66	112	114	101	106	147
Hr Total	113	76	48	41	48	100	203	413	515	368	456	519

End Time	12	13	14	15	16	17	18	19	20	21	22	23
15	131	130	154	187	252	297	233	129	108	62	59	73
30	135	135	148	173	263	293	150	105	83	66	45	68
45	127	123	163	227	309	304	165	148	77	49	67	71
00	126	119	141	269	271	246	154	96	74	71	48	55
Hr Total	519	507	606	856	1095	1140	702	478	342	248	219	267

24 Hour Total : 9879
 AM peak hour begins : 11:30 AM peak volume : 531 Peak hour factor : 0.90
 PM peak hour begins : 16:30 PM peak volume : 1170 Peak hour factor : 0.95

Traffic Survey Specialists, Inc. 624 Gardenia Terrace
 Delray Beach, Florida 33444 Phone (561) 272-3255
 Volume Report with 24 Hour Totals

Data File : D0318005.PRN
 Station : 000000031701
 Identification : 000058410124
 Start date : Mar 18, 09
 Stop date : Mar 18, 09
 City/Town : Miami, Florida
 Location : NW 12 Avenue South of NW 45 Street
 Interval : 15 minutes
 Start time : 00:00
 Stop time : 24:00
 County : Dade

Mar 18 Total Volume for All Lanes

End Time	00	01	02	03	04	05	06	07	08	09	10	11
15	68	29	14	15	9	32	92	188	277	225	228	233
30	38	30	21	18	22	40	129	176	301	233	193	206
45	38	26	18	22	19	66	179	260	338	216	208	231
00	35	22	19	7	36	75	178	276	272	216	184	241
Hr Total	179	107	72	62	86	213	578	900	1188	890	813	911

End Time	12	13	14	15	16	17	18	19	20	21	22	23
15	219	221	260	284	367	383	333	207	162	109	103	106
30	218	218	211	272	363	392	233	165	131	109	84	100
45	218	208	244	323	405	404	242	204	128	89	107	93
00	227	179	255	397	352	325	226	151	127	111	81	73
Hr Total	882	826	970	1276	1487	1504	1034	727	548	418	375	372

24 Hour Total : 16418
 AM peak hour begins : 07:45 AM peak volume : 1192 Peak hour factor : 0.88
 PM peak hour begins : 15:45 PM peak volume : 1532 Peak hour factor : 0.95

Traffic Survey Specialists, Inc. 624 Gardenia Terrace
 Delray Beach, Florida 33444 Phone (561) 272-3255
 Volume Report with 24 Hour Totals

Data File : D0319005.PRN
 Station : 000000031701
 Identification : 000058410124 Interval : 15 minutes
 Start date : Mar 19, 09 Start time : 00:00
 Stop date : Mar 19, 09 Stop time : 24:00
 City/Town : Miami, Florida County : Dade
 Location : NW 12 Avenue South of NW 45 Street

Mar 19 Southbound Volume for Lane 1

End Time	00	01	02	03	04	05	06	07	08	09	10	11
15	14	9	10	4	7	19	59	102	168	138	91	95
30	12	9	6	5	8	25	87	109	160	124	91	93
45	13	5	5	3	8	32	119	147	150	114	102	87
00	5	9	3	4	17	54	110	154	170	93	124	92
Hr Total	44	32	24	16	40	130	375	512	648	469	408	367

End Time	12	13	14	15	16	17	18	19	20	21	22	23
15	85	115	87	88	97	105	118	74	62	51	41	35
30	83	115	93	83	82	95	99	75	56	45	36	24
45	81	106	81	116	81	92	80	60	64	43	51	20
00	101	63	97	120	98	113	83	72	65	52	36	23
Hr Total	350	399	358	407	358	405	380	281	247	191	164	102

24 Hour Total : 6707
 AM peak hour begins : 08:00 AM peak volume : 648 Peak hour factor : 0.95
 PM peak hour begins : 12:45 PM peak volume : 437 Peak hour factor : 0.95

Mar 19 Northbound Volume for Lane 2

End Time	00	01	02	03	04	05	06	07	08	09	10	11
15	45	22	6	6	10	17	42	77	130	109	114	129
30	20	15	6	8	14	12	53	89	117	95	119	129
45	34	19	9	6	18	23	78	109	109	114	97	147
00	28	8	7	9	13	32	63	107	116	105	126	137
Hr Total	127	64	28	29	55	84	236	382	472	423	456	542

End Time	12	13	14	15	16	17	18	19	20	21	22	23
15	150	143	141	168	255	259	188	135	108	70	70	72
30	117	137	124	214	255	248	177	103	76	67	60	59
45	139	128	154	245	252	243	144	112	74	88	71	77
00	131	146	160	231	268	222	119	110	78	60	56	60
Hr Total	537	554	579	858	1030	972	628	460	336	285	257	268

24 Hour Total : 9662
 AM peak hour begins : 11:15 AM peak volume : 563 Peak hour factor : 0.94
 PM peak hour begins : 16:15 PM peak volume : 1034 Peak hour factor : 0.96

Traffic Survey Specialists, Inc. 624 Gardenia Terrace
 Delray Beach, Florida 33444 Phone (561) 272-3255
 Volume Report with 24 Hour Totals

 Data File : D0319005.PRN
 Station : 000000031701
 Identification : 000058410124 Interval : 15 minutes
 Start date : Mar 19, 09 Start time : 00:00
 Stop date : Mar 19, 09 Stop time : 24:00
 City/Town : Miami, Florida County : Dade
 Location : NW 12 Avenue South of NW 45 Street

Mar 19 Total Volume for All Lanes

End Time	00	01	02	03	04	05	06	07	08	09	10	11
15	59	31	16	10	17	36	101	179	298	247	205	224
30	32	24	12	13	22	37	140	198	277	219	210	222
45	47	24	14	9	26	55	197	256	259	228	199	234
00	33	17	10	13	30	86	173	261	286	198	250	229
Hr Total	171	96	52	45	95	214	611	894	1120	892	864	909

End Time	12	13	14	15	16	17	18	19	20	21	22	23
15	235	258	228	256	352	364	306	209	170	121	111	107
30	200	252	217	297	337	343	276	178	132	112	96	83
45	220	234	235	361	333	335	224	172	138	131	122	97
00	232	209	257	351	366	335	202	182	143	112	92	83
Hr Total	887	953	937	1265	1388	1377	1008	741	583	476	421	370

24 Hour Total : 16369
 AM peak hour begins : 08:00 AM peak volume : 1120 Peak hour factor : 0.94
 PM peak hour begins : 16:45 PM peak volume : 1408 Peak hour factor : 0.96

Traffic Survey Specialists, Inc. 624 Gardenia Terrace
 Delray Beach, Florida 33444 Phone (561) 272-3255
 Volume Report with 24 Hour Totals

Data File : D0318026.PRN
 Station : 000000031712
 Identification : 000059070049 Interval : 15 minutes
 Start date : Mar 18, 09 Start time : 00:00
 Stop date : Mar 18, 09 Stop time : 24:00
 City/Town : Miami, Florida County : Dade
 Location : NW 12 Avenue North of NW 30 Street

Mar 18 Northbound Volume for Lane 1

End Time	00	01	02	03	04	05	06	07	08	09	10	11
15	38	17	12	8	12	24	54	115	149	124	153	174
30	28	18	16	12	13	24	69	120	158	113	151	166
45	32	18	10	14	11	29	83	168	177	124	148	156
00	20	11	11	6	17	56	85	143	145	144	168	192
Hr Total	118	64	49	40	53	133	291	546	629	505	620	688

End Time	12	13	14	15	16	17	18	19	20	21	22	23
15	169	184	226	261	336	439	295	171	115	60	69	86
30	189	182	226	244	386	424	197	112	102	78	44	62
45	159	190	228	350	372	378	211	169	72	49	55	84
00	179	163	208	347	408	341	185	111	60	62	43	52
Hr Total	696	719	888	1202	1502	1582	888	563	349	249	211	284

24 Hour Total : 12869
 AM peak hour begins : 11:30 AM peak volume : 706 Peak hour factor : 0.92
 PM peak hour begins : 16:45 PM peak volume : 1649 Peak hour factor : 0.94

Mar 18 Southbound Volume for Lane 2

End Time	00	01	02	03	04	05	06	07	08	09	10	11
15	29	21	16	27	17	38	128	228	286	247	211	176
30	30	20	16	19	27	57	169	251	320	259	176	191
45	19	8	18	16	22	88	266	244	277	240	199	168
00	24	18	24	18	35	129	293	324	317	218	207	183
Hr Total	102	67	74	80	101	312	856	1047	1200	964	793	718

End Time	12	13	14	15	16	17	18	19	20	21	22	23
15	147	190	185	197	177	157	130	113	78	88	59	46
30	176	194	182	189	170	161	138	105	76	60	60	47
45	164	183	172	161	157	148	140	109	88	94	79	41
00	173	171	215	199	170	148	125	101	61	57	70	34
Hr Total	660	738	754	746	674	614	533	428	303	299	268	168

24 Hour Total : 12499
 AM peak hour begins : 07:45 AM peak volume : 1207 Peak hour factor : 0.93
 PM peak hour begins : 14:30 PM peak volume : 773 Peak hour factor : 0.90

Traffic Survey Specialists, Inc. 624 Gardenia Terrace
 Delray Beach, Florida 33444 Phone (561) 272-3255
 Volume Report with 24 Hour Totals

Data File : D0318026.PRN
 Station : 000000031712
 Identification : 000059070049 Interval : 15 minutes
 Start date : Mar 18, 09 Start time : 00:00
 Stop date : Mar 18, 09 Stop time : 24:00
 City/Town : Miami, Florida County : Dade
 Location : NW 12 Avenue North of NW 30 Street

Mar 18 Total Volume for All Lanes

End Time	00	01	02	03	04	05	06	07	08	09	10	11
15	67	38	28	35	29	62	182	343	435	371	364	350
30	58	38	32	31	40	81	238	371	478	372	327	357
45	51	26	28	30	33	117	349	412	454	364	347	324
00	44	29	35	24	52	185	378	467	462	362	375	375
Hr Total	220	131	123	120	154	445	1147	1593	1829	1469	1413	1406

End Time	12	13	14	15	16	17	18	19	20	21	22	23
15	316	374	411	458	513	596	425	284	193	148	128	132
30	365	376	408	433	556	585	335	217	178	138	104	109
45	323	373	400	511	529	526	351	278	160	143	134	125
00	352	334	423	546	578	489	310	212	121	119	113	86
Hr Total	1356	1457	1642	1948	2176	2196	1421	991	652	548	479	452

24 Hour Total : 25368
 AM peak hour begins : 07:45 AM peak volume : 1834 Peak hour factor : 0.96
 PM peak hour begins : 16:30 PM peak volume : 2288 Peak hour factor : 0.96

Traffic Survey Specialists, Inc. 624 Gardenia Terrace
 Delray Beach, Florida 33444 Phone (561) 272-3255
 Volume Report with 24 Hour Totals

Data File : D0319015.PRN
 Station : 000000031712
 Identification : 000059070049 Interval : 15 minutes
 Start date : Mar 19, 09 Start time : 00:00
 Stop date : Mar 19, 09 Stop time : 24:00
 City/Town : Miami, Florida County : Dade
 Location : NW 12 Avenue North of NW 30 Street

Mar 19 Northbound Volume for Lane 1

End Time	00	01	02	03	04	05	06	07	08	09	10	11
15	53	13	4	7	11	25	52	98	120	133	150	170
30	20	16	12	14	19	20	71	121	162	126	151	174
45	39	21	13	3	16	36	85	157	146	148	142	171
00	15	10	6	7	10	55	92	183	143	168	170	198
Hr Total	127	60	35	31	56	136	300	559	571	575	613	713

End Time	12	13	14	15	16	17	18	19	20	21	22	23
15	188	165	210	312	348	332	224	169	120	91	68	83
30	183	203	198	281	345	333	222	121	95	76	56	67
45	169	176	227	378	360	296	174	144	79	82	64	73
00	182	195	220	385	368	259	161	135	75	46	60	56
Hr Total	722	739	855	1356	1421	1220	781	569	369	295	248	279

24 Hour Total : 12630
 AM peak hour begins : 11:30 AM peak volume : 740 Peak hour factor : 0.93
 PM peak hour begins : 15:30 PM peak volume : 1456 Peak hour factor : 0.95

Mar 19 Southbound Volume for Lane 2

End Time	00	01	02	03	04	05	06	07	08	09	10	11
15	23	14	21	17	34	41	113	253	310	321	199	189
30	27	16	13	19	24	69	196	255	295	211	177	199
45	19	9	19	16	28	88	256	268	287	235	206	215
00	15	15	18	27	35	135	277	299	291	212	228	183
Hr Total	84	54	71	79	121	333	842	1075	1183	979	810	786

End Time	12	13	14	15	16	17	18	19	20	21	22	23
15	196	205	184	194	164	151	160	113	105	85	93	71
30	160	180	178	179	163	162	161	125	84	78	88	58
45	181	193	167	199	132	150	152	124	95	65	153	36
00	194	182	210	196	164	170	132	126	86	82	177	40
Hr Total	731	760	739	768	623	633	605	488	370	310	511	205

24 Hour Total : 13160
 AM peak hour begins : 08:15 AM peak volume : 1194 Peak hour factor : 0.93
 PM peak hour begins : 14:45 PM peak volume : 782 Peak hour factor : 0.93

Traffic Survey Specialists, Inc. 624 Gardenia Terrace
 Delray Beach, Florida 33444 Phone (561) 272-3255
 Volume Report with 24 Hour Totals

Data File : D0319015.PRN
 Station : 000000031712
 Identification : 000059070049 Interval : 15 minutes
 Start date : Mar 19, 09 Start time : 00:00
 Stop date : Mar 19, 09 Stop time : 24:00
 City/Town : Miami, Florida County : Dade
 Location : NW 12 Avenue North of NW 30 Street

Mar 19 Total Volume for All Lanes

End Time	00	01	02	03	04	05	06	07	08	09	10	11
15	76	27	25	24	45	66	165	351	430	454	349	359
30	47	32	25	33	43	89	267	376	457	337	328	373
45	58	30	32	19	44	124	341	425	433	383	348	386
00	30	25	24	34	45	190	369	482	434	380	398	381
Hr Total	211	114	106	110	177	469	1142	1634	1754	1554	1423	1499

End Time	12	13	14	15	16	17	18	19	20	21	22	23
15	384	370	394	506	512	483	384	282	225	176	161	154
30	343	383	376	460	508	495	383	246	179	154	144	125
45	350	369	394	577	492	446	326	268	174	147	217	109
00	376	377	430	581	532	429	293	261	161	128	237	96
Hr Total	1453	1499	1594	2124	2044	1853	1386	1057	739	605	759	484

24 Hour Total : 25790
 AM peak hour begins : 07:45 AM peak volume : 1802 Peak hour factor : 0.93
 PM peak hour begins : 15:30 PM peak volume : 2178 Peak hour factor : 0.94

Traffic Survey Specialists, Inc. 624 Gardenia Terrace
 Delray Beach, Florida 33444 Phone (561) 272-3255
 Volume Report with 24 Hour Totals

Data File : D0317005.PRN
 Station : 000000031615
 Identification : 000210521099 Interval : 15 minutes
 Start date : Mar 17, 09 Start time : 00:00
 Stop date : Mar 17, 09 Stop time : 24:00
 City/Town : Miami, Florida County : Dade
 Location : NW 12 Avenue North of NW 14 Street

Mar 17 Northbound Volume for Lane 1

End Time	00	01	02	03	04	05	06	07	08	09	10	11
15	19	15	14	11	18	42	93	221	256	239	229	268
30	25	27	7	12	20	48	143	232	224	251	301	259
45	26	24	17	7	28	63	221	237	226	240	293	248
00	17	12	6	21	35	92	240	238	242	252	223	255
Hr Total	87	78	44	51	101	245	697	928	948	982	1046	1030

End Time	12	13	14	15	16	17	18	19	20	21	22	23
15	229	290	269	250	295	259	163	142	113	84	43	71
30	246	277	220	258	274	261	221	152	81	70	47	55
45	243	334	198	297	296	243	203	119	89	36	53	54
00	277	292	237	275	252	240	217	102	89	58	58	38
Hr Total	995	1193	924	1080	1117	1003	804	515	372	248	201	218

24 Hour Total : 14907
 AM peak hour begins : 10:15 AM peak volume : 1085 Peak hour factor : 0.90
 PM peak hour begins : 13:00 PM peak volume : 1193 Peak hour factor : 0.89

Mar 17 Southbound Volume for Lane 2

End Time	00	01	02	03	04	05	06	07	08	09	10	11
15	46	18	11	13	20	32	93	198	236	238	235	263
30	31	13	19	14	19	36	93	205	276	262	223	281
45	16	24	18	15	19	48	133	250	269	231	267	246
00	14	11	10	17	25	76	156	258	235	218	244	258
Hr Total	107	66	58	59	83	192	475	911	1016	949	969	1048

End Time	12	13	14	15	16	17	18	19	20	21	22	23
15	276	250	242	239	236	249	215	159	149	89	63	51
30	278	225	261	259	288	234	170	147	123	77	79	38
45	279	282	291	243	273	201	202	164	110	81	60	54
00	255	236	263	277	208	170	169	155	96	78	76	41
Hr Total	1088	993	1057	1018	1005	854	756	625	478	325	278	184

24 Hour Total : 14594
 AM peak hour begins : 11:15 AM peak volume : 1061 Peak hour factor : 0.94
 PM peak hour begins : 12:00 PM peak volume : 1088 Peak hour factor : 0.97

Traffic Survey Specialists, Inc. 624 Gardenia Terrace
 Delray Beach, Florida 33444 Phone (561) 272-3255
 Volume Report with 24 Hour Totals

Data File : D0317005.PRN
 Station : 000000031615
 Identification : 000210521099 Interval : 15 minutes
 Start date : Mar 17, 09 Start time : 00:00
 Stop date : Mar 17, 09 Stop time : 24:00
 City/Town : Miami, Florida County : Dade
 Location : NW 12 Avenue North of NW 14 Street

Mar 17 Total Volume for All Lanes

End Time	00	01	02	03	04	05	06	07	08	09	10	11
15	65	33	25	24	38	74	186	419	492	477	464	531
30	56	40	26	26	39	84	236	437	500	513	524	540
45	42	48	35	22	47	111	354	487	495	471	560	494
00	31	23	16	38	60	168	396	496	477	470	467	513
Hr Total	194	144	102	110	184	437	1172	1839	1964	1931	2015	2078

End Time	12	13	14	15	16	17	18	19	20	21	22	23
15	505	540	511	489	531	508	378	301	262	173	106	122
30	524	502	481	517	562	495	391	299	204	147	126	93
45	522	616	489	540	569	444	405	283	199	117	113	108
00	532	528	500	552	460	410	386	257	185	136	134	79
Hr Total	2083	2186	1981	2098	2122	1857	1560	1140	850	573	479	402

24 Hour Total : 29501
 AM peak hour begins : 10:30 AM peak volume : 2098 Peak hour factor : 0.94
 PM peak hour begins : 15:45 PM peak volume : 2214 Peak hour factor : 0.97

Traffic Survey Specialists, Inc. 624 Gardenia Terrace
 Delray Beach, Florida 33444 Phone (561) 272-3255
 Volume Report with 24 Hour Totals

Data File : D0318009.PRN
 Station : 000000031615
 Identification : 000210521099 Interval : 15 minutes
 Start date : Mar 18, 09 Start time : 00:00
 Stop date : Mar 18, 09 Stop time : 24:00
 City/Town : Miami, Florida County : Dade
 Location : NW 12 Avenue North of NW 14 Street

Mar 18 Northbound Volume for Lane 1

End Time	00	01	02	03	04	05	06	07	08	09	10	11
15	14	18	14	11	30	33	102	195	224	213	229	255
30	24	8	23	23	8	49	134	221	260	250	282	252
45	25	18	13	7	14	73	195	254	241	249	261	279
00	14	6	11	10	29	92	215	244	233	295	243	264
Hr Total	77	50	61	51	81	247	646	914	958	1007	1015	1050

End Time	12	13	14	15	16	17	18	19	20	21	22	23
15	253	236	219	254	328	317	203	175	117	93	39	82
30	260	215	220	267	344	297	230	135	85	76	49	44
45	238	256	204	239	328	350	206	118	84	43	56	43
00	286	252	205	188	339	305	216	108	89	58	75	39
Hr Total	1037	959	848	948	1339	1269	855	536	375	270	219	208

24 Hour Total : 15020
 AM peak hour begins : 09:45 AM peak volume : 1067 Peak hour factor : 0.90
 PM peak hour begins : 16:00 PM peak volume : 1339 Peak hour factor : 0.97

Mar 18 Southbound Volume for Lane 2

End Time	00	01	02	03	04	05	06	07	08	09	10	11
15	34	19	20	8	14	33	90	188	250	278	233	245
30	45	8	11	18	14	34	100	190	257	279	227	296
45	23	10	20	17	14	54	129	245	274	267	243	260
00	25	10	10	10	18	73	161	251	285	263	261	285
Hr Total	127	47	61	53	60	194	480	874	1066	1087	964	1086

End Time	12	13	14	15	16	17	18	19	20	21	22	23
15	253	233	275	264	351	245	225	140	110	96	79	60
30	260	243	284	260	253	225	163	140	138	95	75	34
45	286	290	250	277	273	206	174	156	112	96	66	47
00	267	244	248	198	241	174	146	141	79	64	58	48
Hr Total	1066	1010	1057	999	1118	850	708	577	439	351	278	189

24 Hour Total : 14741
 AM peak hour begins : 08:30 AM peak volume : 1116 Peak hour factor : 0.98
 PM peak hour begins : 16:00 PM peak volume : 1118 Peak hour factor : 0.80

Traffic Survey Specialists, Inc. 624 Gardenia Terrace
 Delray Beach, Florida 33444 Phone (561) 272-3255
 Volume Report with 24 Hour Totals

Data File : D0318009.PRN
 Station : 000000031615
 Identification : 000210521099 Interval : 15 minutes
 Start date : Mar 18, 09 Start time : 00:00
 Stop date : Mar 18, 09 Stop time : 24:00
 City/Town : Miami, Florida County : Dade
 Location : NW 12 Avenue North of NW 14 Street

Mar 18 Total Volume for All Lanes

End Time	00	01	02	03	04	05	06	07	08	09	10	11
15	48	37	34	19	44	66	192	383	474	491	462	500
30	69	16	34	41	22	83	234	411	517	529	509	548
45	48	28	33	24	28	127	324	499	515	516	504	539
00	39	16	21	20	47	165	376	495	518	558	504	549
Hr Total	204	97	122	104	141	441	1126	1788	2024	2094	1979	2136

End Time	12	13	14	15	16	17	18	19	20	21	22	23
15	506	469	494	518	679	562	428	315	227	189	118	142
30	520	458	504	527	597	522	393	275	223	171	124	78
45	524	546	454	516	601	556	380	274	196	139	122	90
00	553	496	453	386	580	479	362	249	168	122	133	87
Hr Total	2103	1969	1905	1947	2457	2119	1563	1113	814	621	497	397

24 Hour Total : 29761
 AM peak hour begins : 11:15 AM peak volume : 2142 Peak hour factor : 0.98
 PM peak hour begins : 16:00 PM peak volume : 2457 Peak hour factor : 0.90

Traffic Survey Specialists, Inc. 624 Gardenia Terrace
 Delray Beach, Florida 33444 Phone (561) 272-3255
 Volume Report with 24 Hour Totals

Data File : D0319006.PRN
 Station : 000000031615
 Identification : 000210521099 Interval : 15 minutes
 Start date : Mar 19, 09 Start time : 00:00
 Stop date : Mar 19, 09 Stop time : 24:00
 City/Town : Miami, Florida County : Dade
 Location : NW 12 Avenue North of NW 14 Street

Mar 19 Northbound Volume for Lane 1

End Time	00	01	02	03	04	05	06	07	08	09	10	11
15	40	23	11	10	23	32	95	217	219	244	252	203
30	21	21	11	12	21	49	148	214	230	257	221	263
45	21	23	5	8	23	61	217	262	272	247	257	243
00	20	18	10	16	34	87	258	245	241	310	275	302
Hr Total	102	85	37	46	101	229	718	938	962	1058	1005	1011

End Time	12	13	14	15	16	17	18	19	20	21	22	23
15	237	271	223	230	263	262	165	133	101	94	53	74
30	252	246	287	311	200	227	177	126	93	67	46	55
45	267	215	260	268	249	228	167	112	87	64	51	49
00	209	237	291	252	230	187	183	108	96	64	55	31
Hr Total	965	969	1061	1061	942	904	692	479	377	289	205	209

24 Hour Total : 14445
 AM peak hour begins : 09:15 AM peak volume : 1066 Peak hour factor : 0.86
 PM peak hour begins : 14:45 PM peak volume : 1100 Peak hour factor : 0.88

Mar 19 Southbound Volume for Lane 2

End Time	00	01	02	03	04	05	06	07	08	09	10	11
15	34	21	14	14	17	25	68	191	270	269	225	238
30	35	12	21	6	18	35	92	195	259	278	219	274
45	21	9	11	20	22	47	127	285	273	228	261	264
00	16	13	8	12	29	65	163	292	273	269	249	305
Hr Total	106	55	54	52	86	172	450	963	1075	1044	954	1081

End Time	12	13	14	15	16	17	18	19	20	21	22	23
15	260	237	296	267	224	230	204	144	124	105	81	74
30	389	265	294	256	221	224	151	143	117	87	84	47
45	271	268	268	257	228	185	174	145	127	94	89	61
00	249	275	257	273	229	176	157	134	92	90	111	45
Hr Total	1169	1045	1115	1053	902	815	686	566	460	376	365	227

24 Hour Total : 14871
 AM peak hour begins : 11:30 AM peak volume : 1218 Peak hour factor : 0.78
 PM peak hour begins : 12:00 PM peak volume : 1169 Peak hour factor : 0.75

Traffic Survey Specialists, Inc. 624 Gardenia Terrace
 Delray Beach, Florida 33444 Phone (561) 272-3255
 Volume Report with 24 Hour Totals

Data File : D0319006.PRN
 Station : 000000031615
 Identification : 000210521099 Interval : 15 minutes
 Start date : Mar 19, 09 Start time : 00:00
 Stop date : Mar 19, 09 Stop time : 24:00
 City/Town : Miami, Florida County : Dade
 Location : NW 12 Avenue North of NW 14 Street

Mar 19 Total Volume for All Lanes

End Time	00	01	02	03	04	05	06	07	08	09	10	11
15	74	44	25	24	40	57	163	408	489	513	477	441
30	56	33	32	18	39	84	240	409	489	535	440	537
45	42	32	16	28	45	108	344	547	545	475	518	507
00	36	31	18	28	63	152	421	537	514	579	524	607
Hr Total	208	140	91	98	187	401	1168	1901	2037	2102	1959	2092

End Time	12	13	14	15	16	17	18	19	20	21	22	23
15	497	508	519	497	487	492	369	277	225	199	134	148
30	641	511	581	567	421	451	328	269	210	154	130	102
45	538	483	528	525	477	413	341	257	214	158	140	110
00	458	512	548	525	459	363	340	242	188	154	166	76
Hr Total	2134	2014	2176	2114	1844	1719	1378	1045	837	665	570	436

24 Hour Total : 29316
 AM peak hour begins : 11:30 AM peak volume : 2252 Peak hour factor : 0.88
 PM peak hour begins : 14:00 PM peak volume : 2176 Peak hour factor : 0.94

Traffic Survey Specialists, Inc. 624 Gardenia Terrace
 Delray Beach, Florida 33444 Phone (561) 272-3255
 Volume Report with 24 Hour Totals

Data File : D0317021.PRN
 Station : 000000031611
 Identification : 000411692021 Interval : 15 minutes
 Start date : Mar 17, 09 Start time : 00:00
 Stop date : Mar 17, 09 Stop time : 24:00
 City/Town : Miami, Florida County : Dade
 Location : SW 12 Avenue South of SW 1 Street

Mar 17 Southbound Volume for Lane 1

End Time	00	01	02	03	04	05	06	07	08	09	10	11
15	20	11	3	6	10	13	38	109	187	142	104	107
30	13	5	3	5	5	19	44	131	185	121	113	148
45	9	9	5	4	4	17	72	146	129	133	114	126
00	10	6	5	3	6	30	71	124	130	124	135	149
Hr Total	52	31	16	18	25	79	225	510	631	520	466	530

End Time	12	13	14	15	16	17	18	19	20	21	22	23
15	147	126	149	158	219	231	139	106	104	73	56	19
30	137	128	103	165	182	205	158	107	76	66	55	24
45	124	134	144	166	215	168	135	90	84	65	49	27
00	124	171	156	159	176	173	128	101	58	51	36	24
Hr Total	532	559	552	648	792	777	560	404	322	255	196	94

24 Hour Total : 8794
 AM peak hour begins : 07:30 AM peak volume : 642 Peak hour factor : 0.86
 PM peak hour begins : 16:30 PM peak volume : 827 Peak hour factor : 0.90

Mar 17 Northbound Volume for Lane 2

End Time	00	01	02	03	04	05	06	07	08	09	10	11
15	18	8	4	1	8	6	40	71	131	94	92	76
30	11	6	4	2	2	18	54	112	143	73	87	103
45	10	5	5	0	8	18	61	111	137	94	88	113
00	12	8	10	5	7	34	78	99	120	98	96	104
Hr Total	51	27	23	8	25	76	233	393	531	359	363	396

End Time	12	13	14	15	16	17	18	19	20	21	22	23
15	104	89	86	120	134	124	110	67	77	54	40	36
30	115	116	118	127	125	139	96	70	59	52	49	19
45	108	103	103	104	132	141	115	84	58	32	32	22
00	106	111	103	113	132	131	89	69	57	38	37	14
Hr Total	433	419	410	464	523	535	410	290	251	176	158	91

24 Hour Total : 6645
 AM peak hour begins : 08:00 AM peak volume : 531 Peak hour factor : 0.93
 PM peak hour begins : 16:45 PM peak volume : 536 Peak hour factor : 0.95

Traffic Survey Specialists, Inc. 624 Gardenia Terrace
 Delray Beach, Florida 33444 Phone (561) 272-3255
 Volume Report with 24 Hour Totals

Data File : D0317021.PRN
 Station : 000000031611
 Identification : 000411692021 Interval : 15 minutes
 Start date : Mar 17, 09 Start time : 00:00
 Stop date : Mar 17, 09 Stop time : 24:00
 City/Town : Miami, Florida County : Dade
 Location : SW 12 Avenue South of SW 1 Street

Mar 17 Total Volume for All Lanes

End Time	00	01	02	03	04	05	06	07	08	09	10	11
15	38	19	7	7	18	19	78	180	318	236	196	183
30	24	11	7	7	7	37	98	243	328	194	200	251
45	19	14	10	4	12	35	133	257	266	227	202	239
00	22	14	15	8	13	64	149	223	250	222	231	253
Hr Total	103	58	39	26	50	155	458	903	1162	879	829	926

End Time	12	13	14	15	16	17	18	19	20	21	22	23
15	251	215	235	278	353	355	249	173	181	127	96	55
30	252	244	221	292	307	344	254	177	135	118	104	43
45	232	237	247	270	347	309	250	174	142	97	81	49
00	230	282	259	272	308	304	217	170	115	89	73	38
Hr Total	965	978	962	1112	1315	1312	970	694	573	431	354	185

24 Hour Total : 15439
 AM peak hour begins : 08:00 AM peak volume : 1162 Peak hour factor : 0.89
 PM peak hour begins : 16:30 PM peak volume : 1354 Peak hour factor : 0.95

Traffic Survey Specialists, Inc. 624 Gardenia Terrace
 Delray Beach, Florida 33444 Phone (561) 272-3255
 Volume Report with 24 Hour Totals

Data File : D0318036.PRN
 Station : 000000031611
 Identification : 000411692021 Interval : 15 minutes
 Start date : Mar 18, 09 Start time : 00:00
 Stop date : Mar 18, 09 Stop time : 24:00
 City/Town : Miami, Florida County : Dade
 Location : SW 12 Avenue South of SW 1 Street

Mar 18 Southbound Volume for Lane 1

End Time	00	01	02	03	04	05	06	07	08	09	10	11
15	22	7	4	3	4	7	36	85	164	146	133	120
30	17	10	6	6	7	17	33	107	211	126	148	125
45	11	6	5	7	2	24	58	134	149	104	117	116
00	11	6	4	7	7	41	58	152	109	136	116	128
Hr Total	61	29	19	23	20	89	185	478	633	512	514	489

End Time	12	13	14	15	16	17	18	19	20	21	22	23
15	138	130	162	149	164	259	164	113	87	68	54	22
30	133	126	127	134	193	202	161	100	90	60	51	24
45	117	145	154	141	217	251	147	114	70	47	47	21
00	152	166	110	136	175	165	139	95	52	51	33	14
Hr Total	540	567	553	560	749	877	611	422	299	226	185	81

24 Hour Total : 8722
 AM peak hour begins : 07:45 AM peak volume : 676 Peak hour factor : 0.80
 PM peak hour begins : 16:45 PM peak volume : 887 Peak hour factor : 0.86

Mar 18 Northbound Volume for Lane 2

End Time	00	01	02	03	04	05	06	07	08	09	10	11
15	20	7	4	11	8	8	36	83	108	89	100	104
30	12	5	8	11	4	12	51	106	139	94	90	95
45	16	11	6	9	10	19	62	102	141	64	105	88
00	19	8	3	8	16	36	72	98	117	115	97	89
Hr Total	67	31	21	39	38	75	221	389	505	362	392	376

End Time	12	13	14	15	16	17	18	19	20	21	22	23
15	110	107	134	114	100	132	120	95	70	44	39	21
30	116	106	109	127	132	127	115	62	69	38	24	21
45	110	114	106	122	101	155	92	61	49	33	34	14
00	130	106	107	119	137	123	94	62	60	36	17	29
Hr Total	466	433	456	482	470	537	421	280	248	151	114	85

24 Hour Total : 6659
 AM peak hour begins : 08:00 AM peak volume : 505 Peak hour factor : 0.90
 PM peak hour begins : 16:45 PM peak volume : 551 Peak hour factor : 0.89

Traffic Survey Specialists, Inc. 624 Gardenia Terrace
 Delray Beach, Florida 33444 Phone (561) 272-3255
 Volume Report with 24 Hour Totals

Data File : D0318036.PRN
 Station : 000000031611
 Identification : 000411692021 Interval : 15 minutes
 Start date : Mar 18, 09 Start time : 00:00
 Stop date : Mar 18, 09 Stop time : 24:00
 City/Town : Miami, Florida County : Dade
 Location : SW 12 Avenue South of SW 1 Street

Mar 18 Total Volume for All Lanes

End Time	00	01	02	03	04	05	06	07	08	09	10	11
15	42	14	8	14	12	15	72	168	272	235	233	224
30	29	15	14	17	11	29	84	213	350	220	238	220
45	27	17	11	16	12	43	120	236	290	168	222	204
00	30	14	7	15	23	77	130	250	226	251	213	217
Hr Total	128	60	40	62	58	164	406	867	1138	874	906	865

End Time	12	13	14	15	16	17	18	19	20	21	22	23
15	248	237	296	263	264	391	284	208	157	112	93	43
30	249	232	236	261	325	329	276	162	159	98	75	45
45	227	259	260	263	318	406	239	175	119	80	81	35
00	282	272	217	255	312	288	233	157	112	87	50	43
Hr Total	1006	1000	1009	1042	1219	1414	1032	702	547	377	299	166

24 Hour Total : 15381
 AM peak hour begins : 07:45 AM peak volume : 1162 Peak hour factor : 0.83
 PM peak hour begins : 16:45 PM peak volume : 1438 Peak hour factor : 0.89

Traffic Survey Specialists, Inc. 624 Gardenia Terrace
 Delray Beach, Florida 33444 Phone (561) 272-3255
 Volume Report with 24 Hour Totals

 Data File : D0318031.PRN
 Station : 000000031711
 Identification : 000110252088 Interval : 15 minutes
 Start date : Mar 18, 09 Start time : 00:00
 Stop date : Mar 18, 09 Stop time : 24:00
 City/Town : Miami, Florida County : Dade
 Location : NW 7 Avenue North of NW 30 Street

Mar 18 Northbound Volume for Lane 1

End Time	00	01	02	03	04	05	06	07	08	09	10	11
15	37	8	17	9	7	12	24	97	147	139	128	163
30	24	27	10	9	8	24	35	95	148	132	134	173
45	41	24	14	7	17	25	58	170	138	114	165	177
00	17	14	7	3	6	27	87	149	136	120	157	163
Hr Total	119	73	48	28	38	88	204	511	569	505	584	676

End Time	12	13	14	15	16	17	18	19	20	21	22	23
15	180	160	233	258	316	392	297	182	173	88	75	60
30	169	194	225	256	362	395	245	148	102	96	58	73
45	172	202	254	290	364	428	245	168	118	91	61	107
00	190	189	233	330	407	354	197	136	69	72	63	54
Hr Total	711	745	945	1134	1449	1569	984	634	462	347	257	294

24 Hour Total : 12974
 AM peak hour begins : 11:15 AM peak volume : 693 Peak hour factor : 0.96
 PM peak hour begins : 16:45 PM peak volume : 1622 Peak hour factor : 0.95

Mar 18 Southbound Volume for Lane 2

End Time	00	01	02	03	04	05	06	07	08	09	10	11
15	27	11	5	7	7	16	53	201	330	276	219	140
30	17	9	10	7	10	16	91	231	287	232	190	150
45	11	7	2	6	6	35	179	255	261	230	153	141
00	15	8	5	5	10	53	227	308	305	234	142	144
Hr Total	70	35	22	25	33	120	550	995	1183	972	704	575

End Time	12	13	14	15	16	17	18	19	20	21	22	23
15	163	151	164	164	125	80	106	102	73	60	41	22
30	146	128	142	137	129	109	119	98	62	73	47	34
45	143	126	154	140	126	128	121	79	58	48	58	24
00	159	133	159	129	120	98	108	63	59	39	49	22
Hr Total	611	538	619	570	500	415	454	342	252	220	195	102

24 Hour Total : 10102
 AM peak hour begins : 07:45 AM peak volume : 1186 Peak hour factor : 0.90
 PM peak hour begins : 14:00 PM peak volume : 619 Peak hour factor : 0.94

Traffic Survey Specialists, Inc. 624 Gardenia Terrace
 Delray Beach, Florida 33444 Phone (561) 272-3255
 Volume Report with 24 Hour Totals

Data File : D0318031.PRN
 Station : 000000031711
 Identification : 000110252088 Interval : 15 minutes
 Start date : Mar 18, 09 Start time : 00:00
 Stop date : Mar 18, 09 Stop time : 24:00
 City/Town : Miami, Florida County : Dade
 Location : NW 7 Avenue North of NW 30 Street

Mar 18 Total Volume for All Lanes

End Time	00	01	02	03	04	05	06	07	08	09	10	11
15	64	19	22	16	14	28	77	298	477	415	347	303
30	41	36	20	16	18	40	126	326	435	364	324	323
45	52	31	16	13	23	60	237	425	399	344	318	318
00	32	22	12	8	16	80	314	457	441	354	299	307
Hr Total	189	108	70	53	71	208	754	1506	1752	1477	1288	1251

End Time	12	13	14	15	16	17	18	19	20	21	22	23
15	343	311	397	422	441	472	403	284	246	148	116	82
30	315	322	367	393	491	504	364	246	164	169	105	107
45	315	328	408	430	490	556	366	247	176	139	119	131
00	349	322	392	459	527	452	305	199	128	111	112	76
Hr Total	1322	1283	1564	1704	1949	1984	1438	976	714	567	452	396

24 Hour Total : 23076
 AM peak hour begins : 07:30 AM peak volume : 1794 Peak hour factor : 0.94
 PM peak hour begins : 16:45 PM peak volume : 2059 Peak hour factor : 0.93

Traffic Survey Specialists, Inc. 624 Gardenia Terrace
 Delray Beach, Florida 33444 Phone (561) 272-3255
 Volume Report with 24 Hour Totals

 Data File : D0319018.PRN
 Station : 000000031711
 Identification : 000110252088 Interval : 15 minutes
 Start date : Mar 19, 09 Start time : 00:00
 Stop date : Mar 19, 09 Stop time : 24:00
 City/Town : Miami, Florida County : Dade
 Location : NW 7 Avenue North of NW 30 Street

Mar 19 Northbound Volume for Lane 1

End Time	00	01	02	03	04	05	06	07	08	09	10	11
15	43	9	12	8	6	19	28	110	148	121	148	222
30	21	30	12	9	8	18	37	110	141	120	162	201
45	35	23	14	5	15	31	53	186	156	142	145	182
00	16	11	13	7	7	27	72	153	141	130	121	181
Hr Total	115	73	51	29	36	95	190	559	586	513	576	786

End Time	12	13	14	15	16	17	18	19	20	21	22	23
15	215	179	265	275	313	368	222	169	137	174	87	89
30	195	181	189	286	286	361	217	145	115	96	77	89
45	190	219	231	360	287	299	198	203	112	105	56	105
00	201	215	218	290	329	277	213	165	119	83	64	56
Hr Total	801	794	903	1211	1215	1305	850	682	483	458	284	339

24 Hour Total : 12934
 AM peak hour begins : 11:00 AM peak volume : 786 Peak hour factor : 0.89
 PM peak hour begins : 16:45 PM peak volume : 1357 Peak hour factor : 0.92

Mar 19 Southbound Volume for Lane 2

End Time	00	01	02	03	04	05	06	07	08	09	10	11
15	22	8	8	5	6	20	53	195	313	258	159	157
30	19	14	7	7	6	29	96	227	314	217	162	165
45	11	7	5	7	8	33	151	271	276	203	183	156
00	12	7	4	6	14	57	220	334	290	190	179	147
Hr Total	64	36	24	25	34	139	520	1027	1193	868	683	625

End Time	12	13	14	15	16	17	18	19	20	21	22	23
15	132	135	126	151	145	132	140	88	91	61	58	55
30	153	139	136	142	113	128	141	94	85	42	48	33
45	151	132	128	131	129	134	117	80	71	65	79	41
00	153	125	172	157	153	146	122	78	64	69	51	30
Hr Total	589	531	562	581	540	540	520	340	311	237	236	159

24 Hour Total : 10384
 AM peak hour begins : 07:45 AM peak volume : 1237 Peak hour factor : 0.93
 PM peak hour begins : 14:45 PM peak volume : 596 Peak hour factor : 0.87

Traffic Survey Specialists, Inc. 624 Gardenia Terrace
 Delray Beach, Florida 33444 Phone (561) 272-3255
 Volume Report with 24 Hour Totals

Data File : D0319018.PRN
 Station : 000000031711
 Identification : 000110252088 Interval : 15 minutes
 Start date : Mar 19, 09 Start time : 00:00
 Stop date : Mar 19, 09 Stop time : 24:00
 City/Town : Miami, Florida County : Dade
 Location : NW 7 Avenue North of NW 30 Street

Mar 19 Total Volume for All Lanes

End Time	00	01	02	03	04	05	06	07	08	09	10	11
15	65	17	20	13	12	39	81	305	461	379	307	379
30	40	44	19	16	14	47	133	337	455	337	324	366
45	46	30	19	12	23	64	204	457	432	345	328	338
00	28	18	17	13	21	84	292	487	431	320	300	328
Hr Total	179	109	75	54	70	234	710	1586	1779	1381	1259	1411

End Time	12	13	14	15	16	17	18	19	20	21	22	23
15	347	314	391	426	458	500	362	257	228	235	145	144
30	348	320	325	428	399	489	358	239	200	138	125	122
45	341	351	359	491	416	433	315	283	183	170	135	146
00	354	340	390	447	482	423	335	243	183	152	115	86
Hr Total	1390	1325	1465	1792	1755	1845	1370	1022	794	695	520	498

24 Hour Total : 23318
 AM peak hour begins : 07:30 AM peak volume : 1860 Peak hour factor : 0.95
 PM peak hour begins : 16:45 PM peak volume : 1904 Peak hour factor : 0.95

Traffic Survey Specialists, Inc. 624 Gardenia Terrace
 Delray Beach, Florida 33444 Phone (561) 272-3255
 Volume Report with 24 Hour Totals

 Data File : D0317001.PRN
 Station : 000000031613
 Identification : 000058410084 Interval : 15 minutes
 Start date : Mar 17, 09 Start time : 00:00
 Stop date : Mar 17, 09 Stop time : 24:00
 City/Town : Miami, Florida County : Dade
 Location : NW 7 Avenue North of NW 12 Street

Mar 17 Northbound Volume for Lane 1

End Time	00	01	02	03	04	05	06	07	08	09	10	11
15	18	7	1	1	0	11	27	64	102	67	79	72
30	16	9	6	6	4	8	27	80	110	72	65	75
45	6	5	4	3	4	8	46	81	93	66	60	69
00	8	2	3	4	4	17	60	90	111	63	67	77

Hr Total 48 23 14 14 12 44 160 315 416 268 271 293

End Time	12	13	14	15	16	17	18	19	20	21	22	23
15	84	68	100	97	107	152	100	81	49	34	32	29
30	86	74	93	90	133	189	115	41	20	33	25	21
45	103	69	90	116	160	160	91	41	28	32	21	15
00	63	85	99	105	145	120	108	31	26	35	27	7

Hr Total 336 296 382 408 545 621 414 194 123 134 105 72

24 Hour Total : 5508
 AM peak hour begins : 08:00 AM peak volume : 416 Peak hour factor : 0.94
 PM peak hour begins : 16:30 PM peak volume : 646 Peak hour factor : 0.85

Mar 17 Southbound Volume for Lane 2

End Time	00	01	02	03	04	05	06	07	08	09	10	11
15	11	4	4	5	4	14	27	113	187	132	116	103
30	21	6	7	9	7	13	54	137	191	125	93	92
45	6	6	6	6	4	19	66	183	173	143	95	93
00	15	9	2	7	4	29	99	209	175	129	101	101

Hr Total 53 25 19 27 19 75 246 642 726 529 405 389

End Time	12	13	14	15	16	17	18	19	20	21	22	23
15	113	97	112	138	150	123	105	44	58	46	32	29
30	116	101	124	133	130	134	96	58	45	41	35	24
45	102	93	159	117	153	135	109	64	40	50	36	22
00	119	114	118	159	122	122	93	55	48	42	34	15

Hr Total 450 405 513 547 555 514 403 221 191 179 137 90

24 Hour Total : 7360
 AM peak hour begins : 07:30 AM peak volume : 770 Peak hour factor : 0.92
 PM peak hour begins : 15:45 PM peak volume : 592 Peak hour factor : 0.93

Traffic Survey Specialists, Inc. 624 Gardenia Terrace
 Delray Beach, Florida 33444 Phone (561) 272-3255
 Volume Report with 24 Hour Totals

Data File : D0317001.PRN
 Station : 000000031613
 Identification : 000058410084 Interval : 15 minutes
 Start date : Mar 17, 09 Start time : 00:00
 Stop date : Mar 17, 09 Stop time : 24:00
 City/Town : Miami, Florida County : Dade
 Location : NW 7 Avenue North of NW 12 Street

Mar 17 Total Volume for All Lanes

End Time	00	01	02	03	04	05	06	07	08	09	10	11
15	29	11	5	6	4	25	54	177	289	199	195	175
30	37	15	13	15	11	21	81	217	301	197	158	167
45	12	11	10	9	8	27	112	264	266	209	155	162
00	23	11	5	11	8	46	159	299	286	192	168	178
Hr Total	101	48	33	41	31	119	406	957	1142	797	676	682

End Time	12	13	14	15	16	17	18	19	20	21	22	23
15	197	165	212	235	257	275	205	125	107	80	64	58
30	202	175	217	223	263	323	211	99	65	74	60	45
45	205	162	249	233	313	295	200	105	68	82	57	37
00	182	199	217	264	267	242	201	86	74	77	61	22
Hr Total	786	701	895	955	1100	1135	817	415	314	313	242	162

24 Hour Total : 12868
 AM peak hour begins : 07:45 AM peak volume : 1155 Peak hour factor : 0.96
 PM peak hour begins : 16:30 PM peak volume : 1178 Peak hour factor : 0.91

Traffic Survey Specialists, Inc. 624 Gardenia Terrace
 Delray Beach, Florida 33444 Phone (561) 272-3255
 Volume Report with 24 Hour Totals

 Data File : D0318001.PRN
 Station : 000000031613
 Identification : 000058410084 Interval : 15 minutes
 Start date : Mar 18, 09 Start time : 00:00
 Stop date : Mar 18, 09 Stop time : 24:00
 City/Town : Miami, Florida County : Dade
 Location : NW 7 Avenue North of NW 12 Street

Mar 18 Northbound Volume for Lane 1

End Time	00	01	02	03	04	05	06	07	08	09	10	11
15	12	9	6	5	6	6	22	62	100	73	65	80
30	8	8	5	3	2	8	30	81	115	70	69	65
45	8	4	2	1	1	13	40	96	100	77	58	77
00	3	7	1	2	6	19	48	95	114	59	87	75
Hr Total	31	28	14	11	15	46	140	334	429	279	279	297

End Time	12	13	14	15	16	17	18	19	20	21	22	23
15	97	77	73	93	126	195	120	73	35	44	35	26
30	80	65	96	106	132	225	120	50	32	39	17	18
45	86	67	91	114	179	196	98	47	29	26	26	10
00	81	87	93	140	207	173	77	35	30	26	22	15
Hr Total	344	296	353	453	644	789	415	205	126	135	100	69

24 Hour Total : 5832
 AM peak hour begins : 08:00 AM peak volume : 429 Peak hour factor : 0.93
 PM peak hour begins : 16:45 PM peak volume : 823 Peak hour factor : 0.91

Mar 18 Southbound Volume for Lane 2

End Time	00	01	02	03	04	05	06	07	08	09	10	11
15	16	6	10	5	8	9	33	102	188	168	124	110
30	12	7	2	4	1	11	52	126	176	166	133	81
45	12	5	6	2	7	14	58	155	144	160	101	105
00	9	1	5	3	10	33	102	212	161	158	113	88
Hr Total	49	19	23	14	26	67	245	595	669	652	471	384

End Time	12	13	14	15	16	17	18	19	20	21	22	23
15	129	116	115	112	141	131	99	72	65	46	46	16
30	114	116	134	121	124	125	77	60	47	32	34	23
45	117	107	161	129	133	122	72	60	36	51	34	18
00	126	103	120	130	115	125	65	48	44	47	23	21
Hr Total	486	442	530	492	513	503	313	240	192	176	137	78

24 Hour Total : 7316
 AM peak hour begins : 07:30 AM peak volume : 731 Peak hour factor : 0.86
 PM peak hour begins : 14:00 PM peak volume : 530 Peak hour factor : 0.82

Traffic Survey Specialists, Inc. 624 Gardenia Terrace
 Delray Beach, Florida 33444 Phone (561) 272-3255
 Volume Report with 24 Hour Totals

Data File : D0318001.PRN
 Station : 000000031613
 Identification : 000058410084 Interval : 15 minutes
 Start date : Mar 18, 09 Start time : 00:00
 Stop date : Mar 18, 09 Stop time : 24:00
 City/Town : Miami, Florida County : Dade
 Location : NW 7 Avenue North of NW 12 Street

Mar 18 Total Volume for All Lanes

End Time	00	01	02	03	04	05	06	07	08	09	10	11
15	28	15	16	10	14	15	55	164	288	241	189	190
30	20	15	7	7	3	19	82	207	291	236	202	146
45	20	9	8	3	8	27	98	251	244	237	159	182
00	12	8	6	5	16	52	150	307	275	217	200	163
Hr Total	80	47	37	25	41	113	385	929	1098	931	750	681

End Time	12	13	14	15	16	17	18	19	20	21	22	23
15	226	193	188	205	267	326	219	145	100	90	81	42
30	194	181	230	227	256	350	197	110	79	71	51	41
45	203	174	252	243	312	318	170	107	65	77	60	28
00	207	190	213	270	322	298	142	83	74	73	45	36
Hr Total	830	738	883	945	1157	1292	728	445	318	311	237	147

24 Hour Total : 13148
 AM peak hour begins : 07:30 AM peak volume : 1137 Peak hour factor : 0.93
 PM peak hour begins : 16:45 PM peak volume : 1316 Peak hour factor : 0.94

Traffic Survey Specialists, Inc. 624 Gardenia Terrace
 Delray Beach, Florida 33444 Phone (561) 272-3255
 Volume Report with 24 Hour Totals

Data File : D0319001.PRN
 Station : 000000031613
 Identification : 000058410084 Interval : 15 minutes
 Start date : Mar 19, 09 Start time : 00:00
 Stop date : Mar 19, 09 Stop time : 24:00
 City/Town : Miami, Florida County : Dade
 Location : NW 7 Avenue North of NW 12 Street

Mar 19 Northbound Volume for Lane 1

End Time	00	01	02	03	04	05	06	07	08	09	10	11
15	16	6	0	3	3	7	21	70	109	65	85	78
30	6	6	7	4	6	10	24	91	123	75	75	100
45	10	2	5	1	2	13	42	90	102	79	80	64
00	4	8	7	4	5	17	57	96	99	72	71	83
Hr Total	36	22	19	12	16	47	144	347	433	291	311	325

End Time	12	13	14	15	16	17	18	19	20	21	22	23
15	83	69	67	107	135	161	85	53	38	42	35	31
30	87	70	87	108	142	145	87	56	55	22	29	18
45	87	87	97	115	135	147	75	50	40	33	21	15
00	80	109	93	107	142	130	77	44	43	29	20	13
Hr Total	337	335	344	437	554	583	324	203	176	126	105	77

24 Hour Total : 5604
 AM peak hour begins : 08:00 AM peak volume : 433 Peak hour factor : 0.88
 PM peak hour begins : 16:45 PM peak volume : 595 Peak hour factor : 0.92

Mar 19 Southbound Volume for Lane 2

End Time	00	01	02	03	04	05	06	07	08	09	10	11
15	15	9	1	4	6	9	28	113	179	176	108	103
30	16	2	7	3	5	20	53	128	179	145	118	98
45	6	8	8	3	7	19	65	174	183	114	120	105
00	7	7	3	4	12	29	110	217	157	139	119	104
Hr Total	44	26	19	14	30	77	256	632	698	574	465	410

End Time	12	13	14	15	16	17	18	19	20	21	22	23
15	120	109	127	154	144	150	114	57	53	35	42	40
30	122	131	114	108	122	112	86	70	40	41	49	19
45	112	110	125	151	143	104	94	72	57	44	53	25
00	121	97	116	141	129	117	91	54	53	39	34	21
Hr Total	475	447	482	554	538	483	385	253	203	159	178	105

24 Hour Total : 7507
 AM peak hour begins : 07:45 AM peak volume : 758 Peak hour factor : 0.87
 PM peak hour begins : 15:30 PM peak volume : 558 Peak hour factor : 0.92

Traffic Survey Specialists, Inc. 624 Gardenia Terrace
 Delray Beach, Florida 33444 Phone (561) 272-3255
 Volume Report with 24 Hour Totals

Data File : D0319001.PRN
 Station : 000000031613
 Identification : 000058410084 Interval : 15 minutes
 Start date : Mar 19, 09 Start time : 00:00
 Stop date : Mar 19, 09 Stop time : 24:00
 City/Town : Miami, Florida County : Dade
 Location : NW 7 Avenue North of NW 12 Street

Mar 19 Total Volume for All Lanes

End Time	00	01	02	03	04	05	06	07	08	09	10	11
15	31	15	1	7	9	16	49	183	288	241	193	181
30	22	8	14	7	11	30	77	219	302	220	193	198
45	16	10	13	4	9	32	107	264	285	193	200	169
00	11	15	10	8	17	46	167	313	256	211	190	187
Hr Total	80	48	38	26	46	124	400	979	1131	865	776	735

End Time	12	13	14	15	16	17	18	19	20	21	22	23
15	203	178	194	261	279	311	199	110	91	77	77	71
30	209	201	201	216	264	257	173	126	95	63	78	37
45	199	197	222	266	278	251	169	122	97	77	74	40
00	201	206	209	248	271	247	168	98	96	68	54	34
Hr Total	812	782	826	991	1092	1066	709	456	379	285	283	182

24 Hour Total : 13111
 AM peak hour begins : 07:45 AM peak volume : 1188 Peak hour factor : 0.95
 PM peak hour begins : 16:15 PM peak volume : 1124 Peak hour factor : 0.90

Traffic Survey Specialists, Inc. 624 Gardenia Terrace
 Delray Beach, Florida 33444 Phone (561) 272-3255
 Volume Report with 24 Hour Totals

Data File : D0317014.PRN
 Station : 000000031612
 Identification : 009600270007 Interval : 15 minutes
 Start date : Mar 17, 09 Start time : 00:00
 Stop date : Mar 17, 09 Stop time : 24:00
 City/Town : Miami, Florida County : Dade
 Location : NW 5 Avenue North of NW 10 Street

Mar 17 Northbound Volume for Lane 1

End Time	00	01	02	03	04	05	06	07	08	09	10	11
15	4	1	0	0	0	3	1	19	19	11	12	7
30	3	2	1	1	1	1	1	32	24	14	13	17
45	1	0	0	0	1	0	11	25	25	9	13	19
00	2	1	2	0	0	3	9	15	18	15	14	15
Hr Total	10	4	3	1	2	7	22	91	86	49	52	58

End Time	12	13	14	15	16	17	18	19	20	21	22	23
15	16	14	25	29	22	25	21	24	17	12	8	9
30	18	17	14	23	22	39	16	5	7	7	9	4
45	16	10	16	18	29	25	17	9	9	6	5	4
00	15	16	24	30	32	20	19	13	6	11	7	2
Hr Total	65	57	79	100	105	109	73	51	39	36	29	19

24 Hour Total : 1147
 AM peak hour begins : 07:00 AM peak volume : 91 Peak hour factor : 0.71
 PM peak hour begins : 16:30 PM peak volume : 125 Peak hour factor : 0.80

Mar 17 Southbound Volume for Lane 2

End Time	00	01	02	03	04	05	06	07	08	09	10	11
15	2	0	1	2	0	3	1	6	14	10	11	8
30	4	3	1	0	0	3	3	16	16	9	10	10
45	3	1	1	2	0	6	2	8	12	13	8	16
00	1	0	0	1	2	2	10	13	17	8	10	9
Hr Total	10	4	3	5	2	14	16	43	59	40	39	43

End Time	12	13	14	15	16	17	18	19	20	21	22	23
15	11	7	13	14	11	16	15	8	5	11	13	7
30	12	9	15	14	17	12	21	15	11	6	5	10
45	10	11	9	16	8	14	19	8	8	14	5	9
00	9	10	16	9	16	13	16	17	3	9	4	6
Hr Total	42	37	53	53	52	55	71	48	27	40	27	32

24 Hour Total : 815
 AM peak hour begins : 08:00 AM peak volume : 59 Peak hour factor : 0.87
 PM peak hour begins : 18:00 PM peak volume : 71 Peak hour factor : 0.85

Traffic Survey Specialists, Inc. 624 Gardenia Terrace
 Delray Beach, Florida 33444 Phone (561) 272-3255
 Volume Report with 24 Hour Totals

Data File : D0317014.PRN
 Station : 000000031612
 Identification : 009600270007 Interval : 15 minutes
 Start date : Mar 17, 09 Start time : 00:00
 Stop date : Mar 17, 09 Stop time : 24:00
 City/Town : Miami, Florida County : Dade
 Location : NW 5 Avenue North of NW 10 Street

Mar 17 Total Volume for All Lanes

End Time	00	01	02	03	04	05	06	07	08	09	10	11
15	6	1	1	2	0	6	2	25	33	21	23	15
30	7	5	2	1	1	4	4	48	40	23	23	27
45	4	1	1	2	1	6	13	33	37	22	21	35
00	3	1	2	1	2	5	19	28	35	23	24	24
Hr Total	20	8	6	6	4	21	38	134	145	89	91	101

End Time	12	13	14	15	16	17	18	19	20	21	22	23
15	27	21	38	43	33	41	36	32	22	23	21	16
30	30	26	29	37	39	51	37	20	18	13	14	14
45	26	21	25	34	37	39	36	17	17	20	10	13
00	24	26	40	39	48	33	35	30	9	20	11	8
Hr Total	107	94	132	153	157	164	144	99	66	76	56	51

24 Hour Total : 1962
 AM peak hour begins : 08:00 AM peak volume : 145 Peak hour factor : 0.91
 PM peak hour begins : 16:45 PM peak volume : 179 Peak hour factor : 0.88

Traffic Survey Specialists, Inc. 624 Gardenia Terrace
 Delray Beach, Florida 33444 Phone (561) 272-3255
 Volume Report with 24 Hour Totals

Data File : D0318022.PRN
 Station : 000000031612
 Identification : 009600270007 Interval : 15 minutes
 Start date : Mar 18, 09 Start time : 00:00
 Stop date : Mar 18, 09 Stop time : 24:00
 City/Town : Miami, Florida County : Dade
 Location : NW 5 Avenue North of NW 10 Street

Mar 18 Northbound Volume for Lane 1

End Time	00	01	02	03	04	05	06	07	08	09	10	11
15	2	2	0	0	1	0	2	23	29	14	10	12
30	0	1	1	0	1	1	2	33	24	15	3	14
45	3	1	1	1	0	1	8	20	23	10	11	7
00	1	1	1	0	2	1	4	25	16	13	16	15
Hr Total	6	5	3	1	4	3	16	101	92	52	40	48

End Time	12	13	14	15	16	17	18	19	20	21	22	23
15	19	7	20	18	28	49	13	10	7	8	7	7
30	15	12	25	23	16	63	7	12	6	5	2	6
45	15	12	23	26	37	39	15	8	12	5	4	2
00	17	24	17	21	37	32	10	6	4	8	4	2
Hr Total	66	55	85	88	118	183	45	36	29	26	17	17

24 Hour Total : 1136
 AM peak hour begins : 07:15 AM peak volume : 107 Peak hour factor : 0.81
 PM peak hour begins : 16:45 PM peak volume : 188 Peak hour factor : 0.75

Mar 18 Southbound Volume for Lane 2

End Time	00	01	02	03	04	05	06	07	08	09	10	11
15	4	1	1	1	0	1	2	7	13	16	7	9
30	4	4	2	0	1	3	5	5	15	16	12	8
45	3	5	1	2	2	2	1	6	8	5	8	5
00	7	2	1	3	0	3	7	13	16	11	15	7
Hr Total	18	12	5	6	3	9	15	31	52	48	42	29

End Time	12	13	14	15	16	17	18	19	20	21	22	23
15	12	16	22	18	14	12	20	8	9	11	7	6
30	9	21	16	16	19	13	13	14	10	11	5	4
45	11	13	19	12	15	13	13	7	6	9	4	6
00	9	26	14	11	27	19	16	6	6	7	6	5
Hr Total	41	76	71	57	75	57	62	35	31	38	22	21

24 Hour Total : 856
 AM peak hour begins : 08:30 AM peak volume : 56 Peak hour factor : 0.88
 PM peak hour begins : 13:45 PM peak volume : 83 Peak hour factor : 0.80

Traffic Survey Specialists, Inc. 624 Gardenia Terrace
 Delray Beach, Florida 33444 Phone (561) 272-3255
 Volume Report with 24 Hour Totals

Data File : D0318022.PRN
 Station : 000000031612
 Identification : 009600270007 Interval : 15 minutes
 Start date : Mar 18, 09 Start time : 00:00
 Stop date : Mar 18, 09 Stop time : 24:00
 City/Town : Miami, Florida County : Dade
 Location : NW 5 Avenue North of NW 10 Street

Mar 18 Total Volume for All Lanes

End Time	00	01	02	03	04	05	06	07	08	09	10	11
15	6	3	1	1	1	1	4	30	42	30	17	21
30	4	5	3	0	2	4	7	38	39	31	15	22
45	6	6	2	3	2	3	9	26	31	15	19	12
00	8	3	2	3	2	4	11	38	32	24	31	22
Hr Total	24	17	8	7	7	12	31	132	144	100	82	77

End Time	12	13	14	15	16	17	18	19	20	21	22	23
15	31	23	42	36	42	61	33	18	16	19	14	13
30	24	33	41	39	35	76	20	26	16	16	7	10
45	26	25	42	38	52	52	28	15	18	14	8	8
00	26	50	31	32	64	51	26	12	10	15	10	7
Hr Total	107	131	156	145	193	240	107	71	60	64	39	38

24 Hour Total : 1992
 AM peak hour begins : 07:45 AM peak volume : 150 Peak hour factor : 0.89
 PM peak hour begins : 16:30 PM peak volume : 253 Peak hour factor : 0.83

Traffic Survey Specialists, Inc. 624 Gardenia Terrace
 Delray Beach, Florida 33444 Phone (561) 272-3255
 Volume Report with 24 Hour Totals

Data File : D0319012.PRN
 Station : 000000031612
 Identification : 009600270007 Interval : 15 minutes
 Start date : Mar 19, 09 Start time : 00:00
 Stop date : Mar 19, 09 Stop time : 24:00
 City/Town : Miami, Florida County : Dade
 Location : NW 5 Avenue North of NW 10 Street

Mar 19 Northbound Volume for Lane 1

End Time	00	01	02	03	04	05	06	07	08	09	10	11
15	3	1	0	0	2	1	3	25	20	20	12	6
30	0	0	1	2	2	1	1	26	25	15	10	9
45	3	1	1	1	0	2	6	24	27	14	22	6
00	0	0	0	0	0	6	10	25	12	13	11	13
Hr Total	6	2	2	3	4	10	20	100	84	62	55	34

End Time	12	13	14	15	16	17	18	19	20	21	22	23
15	18	16	15	21	24	31	9	10	11	14	9	4
30	14	10	22	19	25	23	16	7	12	9	13	2
45	10	16	18	25	26	22	13	7	8	9	4	2
00	9	21	25	20	29	24	7	13	20	7	9	4
Hr Total	51	63	80	85	104	100	45	37	51	39	35	12

24 Hour Total : 1084
 AM peak hour begins : 07:00 AM peak volume : 100 Peak hour factor : 0.96
 PM peak hour begins : 16:15 PM peak volume : 111 Peak hour factor : 0.90

Mar 19 Southbound Volume for Lane 2

End Time	00	01	02	03	04	05	06	07	08	09	10	11
15	2	4	2	0	0	1	0	7	11	9	8	10
30	4	0	0	3	1	0	4	10	18	6	12	17
45	0	4	1	2	2	0	1	7	19	18	12	11
00	3	0	3	2	0	2	11	19	16	10	16	7
Hr Total	9	8	6	7	3	3	16	43	64	43	48	45

End Time	12	13	14	15	16	17	18	19	20	21	22	23
15	10	18	14	13	13	16	24	15	8	15	9	6
30	16	5	15	15	14	19	21	13	14	6	6	6
45	11	18	13	13	22	14	13	8	12	3	5	7
00	15	9	15	17	12	15	13	17	7	14	13	4
Hr Total	52	50	57	58	61	64	71	53	41	38	33	23

24 Hour Total : 896
 AM peak hour begins : 07:45 AM peak volume : 67 Peak hour factor : 0.88
 PM peak hour begins : 17:30 PM peak volume : 74 Peak hour factor : 0.77

Traffic Survey Specialists, Inc. 624 Gardenia Terrace
 Delray Beach, Florida 33444 Phone (561) 272-3255
 Volume Report with 24 Hour Totals

Data File : D0319012.PRN
 Station : 000000031612
 Identification : 009600270007 Interval : 15 minutes
 Start date : Mar 19, 09 Start time : 00:00
 Stop date : Mar 19, 09 Stop time : 24:00
 City/Town : Miami, Florida County : Dade
 Location : NW 5 Avenue North of NW 10 Street

Mar 19 Total Volume for All Lanes

End Time	00	01	02	03	04	05	06	07	08	09	10	11
15	5	5	2	0	2	2	3	32	31	29	20	16
30	4	0	1	5	3	1	5	36	43	21	22	26
45	3	5	2	3	2	2	7	31	46	32	34	17
00	3	0	3	2	0	8	21	44	28	23	27	20

Hr Total 15 10 8 10 7 13 36 143 148 105 103 79

End Time	12	13	14	15	16	17	18	19	20	21	22	23
15	28	34	29	34	37	47	33	25	19	29	18	10
30	30	15	37	34	39	42	37	20	26	15	19	8
45	21	34	31	38	48	36	26	15	20	12	9	9
00	24	30	40	37	41	39	20	30	27	21	22	8

Hr Total 103 113 137 143 165 164 116 90 92 77 68 35

24 Hour Total : 1980
 AM peak hour begins : 07:45 AM peak volume : 164 Peak hour factor : 0.89
 PM peak hour begins : 16:30 PM peak volume : 178 Peak hour factor : 0.93

Traffic Survey Specialists, Inc. 624 Gardenia Terrace
 Delray Beach, Florida 33444 Phone (561) 272-3255
 Volume Report with 24 Hour Totals

Data File : D0311049.PRN
 Station : 000000031004
 Identification : 000110252089 Interval : 15 minutes
 Start date : Mar 11, 09 Start time : 00:00
 Stop date : Mar 11, 09 Stop time : 24:00
 City/Town : Miami, Florida County : Dade
 Location : NW 2 Avenue South of NW 45 Street

Mar 11 Southbound Volume for Lane 1

End Time	00	01	02	03	04	05	06	07	08	09	10	11
15	13	12	6	3	3	6	14	52	89	55	48	63
30	6	8	3	3	6	6	24	66	66	66	46	59
45	6	6	3	3	5	12	23	49	63	61	50	48
00	6	4	3	9	5	14	29	54	63	62	48	56
Hr Total	31	30	15	18	19	38	90	221	281	244	192	226

End Time	12	13	14	15	16	17	18	19	20	21	22	23
15	53	56	58	51	62	51	0	48	38	33	28	19
30	60	55	51	55	53	55	44	35	49	40	34	12
45	55	50	64	60	56	71	60	43	38	25	26	16
00	59	55	58	54	56	44	37	55	29	26	27	21
Hr Total	227	216	231	220	227	221	141	181	154	124	115	68

24 Hour Total : 3530
 AM peak hour begins : 08:00 AM peak volume : 281 Peak hour factor : 0.79
 PM peak hour begins : 16:45 PM peak volume : 233 Peak hour factor : 0.82

Mar 11 Northbound Volume for Lane 2

End Time	00	01	02	03	04	05	06	07	08	09	10	11
15	17	7	10	6	3	1	10	27	38	40	65	48
30	15	13	4	2	7	6	12	37	52	29	59	63
45	12	7	3	11	7	9	15	40	59	54	44	47
00	7	8	2	6	6	10	20	45	61	44	57	62
Hr Total	51	35	19	25	23	26	57	149	210	167	225	220

End Time	12	13	14	15	16	17	18	19	20	21	22	23
15	62	61	73	56	84	109	154	57	37	42	24	25
30	70	69	73	58	76	116	69	59	38	39	34	27
45	63	71	77	79	105	103	64	42	31	43	36	14
00	67	64	74	113	87	129	73	59	35	44	30	16
Hr Total	262	265	297	306	352	457	360	217	141	168	124	82

24 Hour Total : 4238
 AM peak hour begins : 11:30 AM peak volume : 241 Peak hour factor : 0.86
 PM peak hour begins : 17:15 PM peak volume : 502 Peak hour factor : 0.81

Traffic Survey Specialists, Inc. 624 Gardenia Terrace
 Delray Beach, Florida 33444 Phone (561) 272-3255
 Volume Report with 24 Hour Totals

Data File : D0311049.PRN
 Station : 000000031004
 Identification : 000110252089 Interval : 15 minutes
 Start date : Mar 11, 09 Start time : 00:00
 Stop date : Mar 11, 09 Stop time : 24:00
 City/Town : Miami, Florida County : Dade
 Location : NW 2 Avenue South of NW 45 Street

Mar 11 Total Volume for All Lanes

End Time	00	01	02	03	04	05	06	07	08	09	10	11
15	30	19	16	9	6	7	24	79	127	95	113	111
30	21	21	7	5	13	12	36	103	118	95	105	122
45	18	13	6	14	12	21	38	89	122	115	94	95
00	13	12	5	15	11	24	49	99	124	106	105	118
Hr Total	82	65	34	43	42	64	147	370	491	411	417	446

End Time	12	13	14	15	16	17	18	19	20	21	22	23
15	115	117	131	107	146	160	154	105	75	75	52	44
30	130	124	124	113	129	171	113	94	87	79	68	39
45	118	121	141	139	161	174	124	85	69	68	62	30
00	126	119	132	167	143	173	110	114	64	70	57	37
Hr Total	489	481	528	526	579	678	501	398	295	292	239	150

24 Hour Total : 7768
 AM peak hour begins : 08:00 AM peak volume : 491 Peak hour factor : 0.97
 PM peak hour begins : 17:00 PM peak volume : 678 Peak hour factor : 0.97

Traffic Survey Specialists, Inc. 624 Gardenia Terrace
 Delray Beach, Florida 33444 Phone (561) 272-3255
 Volume Report with 24 Hour Totals

 Data File : D0312049.PRN
 Station : 000000031004
 Identification : 000110252089 Interval : 15 minutes
 Start date : Mar 12, 09 Start time : 00:00
 Stop date : Mar 12, 09 Stop time : 24:00
 City/Town : Miami, Florida County : Dade
 Location : NW 2 Avenue South of NW 45 Street

Mar 12 Southbound Volume for Lane 1

End Time	00	01	02	03	04	05	06	07	08	09	10	11
15	16	7	4	5	5	9	15	44	77	72	45	62
30	11	8	7	3	7	4	25	60	70	57	55	50
45	7	8	4	4	2	13	32	64	75	42	56	54
00	7	6	2	3	5	18	48	48	76	50	65	65
Hr Total	41	29	17	15	19	44	120	216	298	221	221	231

End Time	12	13	14	15	16	17	18	19	20	21	22	23
15	62	53	55	59	68	49	62	43	37	32	24	18
30	52	66	54	60	64	66	63	44	35	29	26	16
45	62	59	36	52	63	53	40	50	29	25	20	15
00	62	48	56	53	74	51	41	31	32	21	20	8
Hr Total	238	226	201	224	269	219	206	168	133	107	90	57

24 Hour Total : 3610
 AM peak hour begins : 08:00 AM peak volume : 298 Peak hour factor : 0.97
 PM peak hour begins : 16:00 PM peak volume : 269 Peak hour factor : 0.91

Mar 12 Northbound Volume for Lane 2

End Time	00	01	02	03	04	05	06	07	08	09	10	11
15	24	11	9	3	8	7	12	35	32	38	43	53
30	14	10	8	3	8	8	17	46	47	46	52	43
45	7	6	5	4	9	7	27	36	61	55	59	49
00	13	1	1	5	5	10	25	52	52	45	47	55
Hr Total	58	28	23	15	30	32	81	169	192	184	201	200

End Time	12	13	14	15	16	17	18	19	20	21	22	23
15	60	49	65	87	71	128	83	44	44	34	29	33
30	58	60	61	94	99	120	62	51	38	43	29	20
45	52	56	87	102	86	111	63	50	33	35	15	20
00	59	52	54	103	98	106	54	45	31	35	22	10
Hr Total	229	217	267	386	354	465	262	190	146	147	95	83

24 Hour Total : 4054
 AM peak hour begins : 11:30 AM peak volume : 222 Peak hour factor : 0.93
 PM peak hour begins : 17:00 PM peak volume : 465 Peak hour factor : 0.91

Traffic Survey Specialists, Inc. 624 Gardenia Terrace
 Delray Beach, Florida 33444 Phone (561) 272-3255
 Volume Report with 24 Hour Totals

 Data File : D0312049.PRN
 Station : 000000031004
 Identification : 000110252089 Interval : 15 minutes
 Start date : Mar 12, 09 Start time : 00:00
 Stop date : Mar 12, 09 Stop time : 24:00
 City/Town : Miami, Florida County : Dade
 Location : NW 2 Avenue South of NW 45 Street

Mar 12 Total Volume for All Lanes

End Time	00	01	02	03	04	05	06	07	08	09	10	11
15	40	18	13	8	13	16	27	79	109	110	88	115
30	25	18	15	6	15	12	42	106	117	103	107	93
45	14	14	9	8	11	20	59	100	136	97	115	103
00	20	7	3	8	10	28	73	100	128	95	112	120
Hr Total	99	57	40	30	49	76	201	385	490	405	422	431

End Time	12	13	14	15	16	17	18	19	20	21	22	23
15	122	102	120	146	139	177	145	87	81	66	53	51
30	110	126	115	154	163	186	125	95	73	72	55	36
45	114	115	123	154	149	164	103	100	62	60	35	35
00	121	100	110	156	172	157	95	76	63	56	42	18
Hr Total	467	443	468	610	623	684	468	358	279	254	185	140

24 Hour Total : 7664
 AM peak hour begins : 08:15 AM peak volume : 491 Peak hour factor : 0.90
 PM peak hour begins : 16:45 PM peak volume : 699 Peak hour factor : 0.94

Traffic Survey Specialists, Inc. 624 Gardenia Terrace
 Delray Beach, Florida 33444 Phone (561) 272-3255
 Volume Report with 24 Hour Totals

 Data File : D0311031.PRN
 Station : 000000031005
 Identification : 000210521005 Interval : 15 minutes
 Start date : Mar 11, 09 Start time : 00:00
 Stop date : Mar 11, 09 Stop time : 24:00
 City/Town : Miami, Florida County : Dade
 Location : NW 2 Avenue North of NW 37 Street

Mar 11 Northbound Volume for Lane 1

End Time	00	01	02	03	04	05	06	07	08	09	10	11
15	16	5	10	7	5	4	17	29	52	40	79	43
30	14	10	7	1	7	7	17	47	56	33	50	65
45	9	9	3	9	6	8	14	41	70	56	56	61
00	5	5	2	4	6	11	26	57	57	52	65	55
Hr Total	44	29	22	21	24	30	74	174	235	181	250	224

End Time	12	13	14	15	16	17	18	19	20	21	22	23
15	62	57	78	65	82	127	103	65	43	43	28	27
30	69	65	89	70	88	109	61	64	42	38	31	24
45	75	75	74	97	107	133	69	64	27	35	28	23
00	67	57	73	114	90	109	70	58	47	42	40	17
Hr Total	273	254	314	346	367	478	303	251	159	158	127	91

24 Hour Total : 4429
 AM peak hour begins : 10:00 AM peak volume : 250 Peak hour factor : 0.79
 PM peak hour begins : 17:00 PM peak volume : 478 Peak hour factor : 0.90

Mar 11 Southbound Volume for Lane 2

End Time	00	01	02	03	04	05	06	07	08	09	10	11
15	9	9	7	3	4	9	18	48	84	61	49	53
30	4	9	4	3	7	6	25	56	67	56	48	57
45	7	4	2	3	4	10	34	59	60	52	41	49
00	3	5	1	8	4	13	30	67	93	53	45	54
Hr Total	23	27	14	17	19	38	107	230	304	222	183	213

End Time	12	13	14	15	16	17	18	19	20	21	22	23
15	54	58	62	52	61	56	61	43	37	27	29	20
30	59	38	42	48	49	53	48	38	47	37	25	10
45	46	44	56	42	46	69	49	47	35	25	29	22
00	50	62	53	46	51	53	38	46	26	23	22	19
Hr Total	209	202	213	188	207	231	196	174	145	112	105	71

24 Hour Total : 3450
 AM peak hour begins : 08:00 AM peak volume : 304 Peak hour factor : 0.82
 PM peak hour begins : 17:15 PM peak volume : 236 Peak hour factor : 0.86

Traffic Survey Specialists, Inc. 624 Gardenia Terrace
 Delray Beach, Florida 33444 Phone (561) 272-3255
 Volume Report with 24 Hour Totals

Data File : D0311031.PRN
 Station : 000000031005
 Identification : 000210521005 Interval : 15 minutes
 Start date : Mar 11, 09 Start time : 00:00
 Stop date : Mar 11, 09 Stop time : 24:00
 City/Town : Miami, Florida County : Dade
 Location : NW 2 Avenue North of NW 37 Street

Mar 11 Total Volume for All Lanes

End Time	00	01	02	03	04	05	06	07	08	09	10	11
15	25	14	17	10	9	13	35	77	136	101	128	96
30	18	19	11	4	14	13	42	103	123	89	98	122
45	16	13	5	12	10	18	48	100	130	108	97	110
00	8	10	3	12	10	24	56	124	150	105	110	109
Hr Total	67	56	36	38	43	68	181	404	539	403	433	437

End Time	12	13	14	15	16	17	18	19	20	21	22	23
15	116	115	140	117	143	183	164	108	80	70	57	47
30	128	103	131	118	137	162	109	102	89	75	56	34
45	121	119	130	139	153	202	118	111	62	60	57	45
00	117	119	126	160	141	162	108	104	73	65	62	36
Hr Total	482	456	527	534	574	709	499	425	304	270	232	162

24 Hour Total : 7879
 AM peak hour begins : 08:00 AM peak volume : 539 Peak hour factor : 0.90
 PM peak hour begins : 17:00 PM peak volume : 709 Peak hour factor : 0.88

Traffic Survey Specialists, Inc. 624 Gardenia Terrace
 Delray Beach, Florida 33444 Phone (561) 272-3255
 Volume Report with 24 Hour Totals

 Data File : D0312031.PRN
 Station : 000000031005
 Identification : 000210521005 Interval : 15 minutes
 Start date : Mar 12, 09 Start time : 00:00
 Stop date : Mar 12, 09 Stop time : 24:00
 City/Town : Miami, Florida County : Dade
 Location : NW 2 Avenue North of NW 37 Street

Mar 12 Northbound Volume for Lane 1

End Time	00	01	02	03	04	05	06	07	08	09	10	11
15	23	13	7	3	5	9	14	31	44	45	56	52
30	11	7	7	3	7	4	21	52	51	55	50	52
45	12	6	6	9	6	6	21	39	63	45	67	61
00	9	2	1	2	5	8	29	65	51	48	64	52
Hr Total	55	28	21	17	23	27	85	187	209	193	237	217

End Time	12	13	14	15	16	17	18	19	20	21	22	23
15	68	57	61	98	86	136	81	56	49	32	31	32
30	51	73	64	98	103	124	78	46	44	49	28	24
45	55	63	99	101	97	121	66	52	33	37	15	20
00	79	54	54	103	110	96	51	49	34	35	32	15
Hr Total	253	247	278	400	396	477	276	203	160	153	106	91

24 Hour Total : 4339
 AM peak hour begins : 10:00 AM peak volume : 237 Peak hour factor : 0.88
 PM peak hour begins : 16:45 PM peak volume : 491 Peak hour factor : 0.90

Mar 12 Southbound Volume for Lane 2

End Time	00	01	02	03	04	05	06	07	08	09	10	11
15	18	11	4	3	7	9	19	42	84	76	44	55
30	8	5	4	3	4	8	25	53	70	51	49	46
45	9	9	3	5	2	11	25	71	62	46	55	62
00	6	6	3	3	4	12	51	54	77	40	54	65
Hr Total	41	31	14	14	17	40	120	220	293	213	202	228

End Time	12	13	14	15	16	17	18	19	20	21	22	23
15	62	52	52	56	51	43	52	44	32	21	21	17
30	67	64	47	53	62	52	63	45	33	28	23	15
45	66	65	37	53	58	62	46	35	26	20	25	12
00	51	47	60	62	59	51	41	39	32	22	14	6
Hr Total	246	228	196	224	230	208	202	163	123	91	83	50

24 Hour Total : 3477
 AM peak hour begins : 08:00 AM peak volume : 293 Peak hour factor : 0.87
 PM peak hour begins : 12:00 PM peak volume : 246 Peak hour factor : 0.92

Traffic Survey Specialists, Inc. 624 Gardenia Terrace
 Delray Beach, Florida 33444 Phone (561) 272-3255
 Volume Report with 24 Hour Totals

Data File : D0312031.PRN
 Station : 000000031005
 Identification : 000210521005 Interval : 15 minutes
 Start date : Mar 12, 09 Start time : 00:00
 Stop date : Mar 12, 09 Stop time : 24:00
 City/Town : Miami, Florida County : Dade
 Location : NW 2 Avenue North of NW 37 Street

Mar 12 Total Volume for All Lanes

End Time	00	01	02	03	04	05	06	07	08	09	10	11
15	41	24	11	6	12	18	33	73	128	121	100	107
30	19	12	11	6	11	12	46	105	121	106	99	98
45	21	15	9	14	8	17	46	110	125	91	122	123
00	15	8	4	5	9	20	80	119	128	88	118	117
Hr Total	96	59	35	31	40	67	205	407	502	406	439	445

End Time	12	13	14	15	16	17	18	19	20	21	22	23
15	130	109	113	154	137	179	133	100	81	53	52	49
30	118	137	111	151	165	176	141	91	77	77	51	39
45	121	128	136	154	155	183	112	87	59	57	40	32
00	130	101	114	165	169	147	92	88	66	57	46	21
Hr Total	499	475	474	624	626	685	478	366	283	244	189	141

24 Hour Total : 7816
 AM peak hour begins : 08:00 AM peak volume : 502 Peak hour factor : 0.98
 PM peak hour begins : 16:45 PM peak volume : 707 Peak hour factor : 0.97

Traffic Survey Specialists, Inc. 624 Gardenia Terrace
 Delray Beach, Florida 33444 Phone (561) 272-3255
 Volume Report with 24 Hour Totals

Data File : D0311028.PRN
 Station : 000000031013
 Identification : 009701450012 Interval : 15 minutes
 Start date : Mar 11, 09 Start time : 00:00
 Stop date : Mar 11, 09 Stop time : 24:00
 City/Town : Miami, Florida County : Dade
 Location : NW 2 Avenue North of NW 29 Street

Mar 11 Northbound Volume for Lane 1

End Time	00	01	02	03	04	05	06	07	08	09	10	11
15	12	4	5	6	3	5	16	34	54	53	75	52
30	9	8	4	1	6	6	15	53	72	50	50	65
45	9	7	5	4	5	9	21	49	58	46	57	59
00	3	8	3	3	6	14	24	53	65	52	68	73
Hr Total	33	27	17	14	20	34	76	189	249	201	250	249

End Time	12	13	14	15	16	17	18	19	20	21	22	23
15	83	62	89	68	97	125	88	62	26	36	32	19
30	74	82	75	71	84	120	49	39	44	40	22	14
45	82	75	69	93	96	139	76	58	33	26	19	11
00	69	81	73	101	105	114	58	40	27	34	27	20
Hr Total	308	300	306	333	382	498	271	199	130	136	100	64

24 Hour Total : 4386
 AM peak hour begins : 11:30 AM peak volume : 289 Peak hour factor : 0.87
 PM peak hour begins : 17:00 PM peak volume : 498 Peak hour factor : 0.90

Mar 11 Southbound Volume for Lane 2

End Time	00	01	02	03	04	05	06	07	08	09	10	11
15	6	6	2	3	5	7	17	50	112	89	45	64
30	4	4	3	4	9	7	29	61	85	79	48	46
45	7	11	4	2	9	17	36	61	64	59	47	52
00	2	3	4	8	7	12	43	75	82	75	45	61
Hr Total	19	24	13	17	30	43	125	247	343	302	185	223

End Time	12	13	14	15	16	17	18	19	20	21	22	23
15	69	69	81	88	55	64	59	39	35	30	17	13
30	73	64	85	68	55	78	57	39	35	21	16	8
45	49	69	53	73	67	60	42	41	38	22	32	11
00	61	54	67	72	60	76	36	42	16	19	15	14
Hr Total	252	256	286	301	237	278	194	161	124	92	80	46

24 Hour Total : 3878
 AM peak hour begins : 08:00 AM peak volume : 343 Peak hour factor : 0.77
 PM peak hour begins : 15:00 PM peak volume : 301 Peak hour factor : 0.86

Traffic Survey Specialists, Inc. 624 Gardenia Terrace
 Delray Beach, Florida 33444 Phone (561) 272-3255
 Volume Report with 24 Hour Totals

Data File : D0311028.PRN
 Station : 000000031013
 Identification : 009701450012 Interval : 15 minutes
 Start date : Mar 11, 09 Start time : 00:00
 Stop date : Mar 11, 09 Stop time : 24:00
 City/Town : Miami, Florida County : Dade
 Location : NW 2 Avenue North of NW 29 Street

Mar 11 Total Volume for All Lanes

End Time	00	01	02	03	04	05	06	07	08	09	10	11
15	18	10	7	9	8	12	33	84	166	142	120	116
30	13	12	7	5	15	13	44	114	157	129	98	111
45	16	18	9	6	14	26	57	110	122	105	104	111
00	5	11	7	11	13	26	67	128	147	127	113	134
Hr Total	52	51	30	31	50	77	201	436	592	503	435	472

End Time	12	13	14	15	16	17	18	19	20	21	22	23
15	152	131	170	156	152	189	147	101	61	66	49	32
30	147	146	160	139	139	198	106	78	79	61	38	22
45	131	144	122	166	163	199	118	99	71	48	51	22
00	130	135	140	173	165	190	94	82	43	53	42	34
Hr Total	560	556	592	634	619	776	465	360	254	228	180	110

24 Hour Total : 8264
 AM peak hour begins : 08:00 AM peak volume : 592 Peak hour factor : 0.89
 PM peak hour begins : 17:00 PM peak volume : 776 Peak hour factor : 0.97

Traffic Survey Specialists, Inc. 624 Gardenia Terrace
 Delray Beach, Florida 33444 Phone (561) 272-3255

Volume Report with 24 Hour Totals

Data File : D0312028.PRN
 Station : 000000031013
 Identification : 009701450012 Interval : 15 minutes
 Start date : Mar 12, 09 Start time : 00:00
 Stop date : Mar 12, 09 Stop time : 24:00
 City/Town : Miami, Florida County : Dade
 Location : NW 2 Avenue North of NW 29 Street

Mar 12 Northbound Volume for Lane 1

End Time	00	01	02	03	04	05	06	07	08	09	10	11
15	20	6	8	2	4	8	14	32	57	45	50	57
30	10	9	3	2	6	6	16	55	63	65	60	71
45	9	8	2	3	5	8	25	47	62	47	62	62
00	9	4	2	2	4	12	26	47	60	64	52	63
Hr Total	48	27	15	9	19	34	81	181	242	221	224	253

End Time	12	13	14	15	16	17	18	19	20	21	22	23
15	72	69	71	95	88	131	78	35	54	33	26	20
30	62	67	74	82	107	110	63	38	40	43	20	17
45	66	67	86	104	102	105	51	46	24	23	15	18
00	76	73	62	107	97	92	55	45	36	28	13	15
Hr Total	276	276	293	388	394	438	247	164	154	127	74	70

24 Hour Total : 4255
 AM peak hour begins : 11:15 AM peak volume : 268 Peak hour factor : 0.93
 PM peak hour begins : 16:45 PM peak volume : 443 Peak hour factor : 0.85

Mar 12 Southbound Volume for Lane 2

End Time	00	01	02	03	04	05	06	07	08	09	10	11
15	12	3	3	2	2	11	18	65	105	84	59	52
30	10	5	8	2	7	2	29	80	140	69	42	42
45	6	7	6	1	4	13	47	78	87	69	65	62
00	9	5	3	4	6	12	53	74	107	79	46	68
Hr Total	37	20	20	9	19	38	147	297	439	301	212	224

End Time	12	13	14	15	16	17	18	19	20	21	22	23
15	75	63	72	93	51	55	39	39	32	35	28	14
30	81	66	63	74	49	58	59	37	30	19	14	20
45	81	68	49	69	62	76	52	35	30	22	17	14
00	48	51	64	71	55	63	49	37	31	22	13	10
Hr Total	285	248	248	307	217	252	199	148	123	98	72	58

24 Hour Total : 4018
 AM peak hour begins : 08:00 AM peak volume : 439 Peak hour factor : 0.78
 PM peak hour begins : 15:00 PM peak volume : 307 Peak hour factor : 0.83

Traffic Survey Specialists, Inc. 624 Gardenia Terrace
 Delray Beach, Florida 33444 Phone (561) 272-3255
 Volume Report with 24 Hour Totals

Data File : D0312028.PRN
 Station : 000000031013
 Identification : 009701450012 Interval : 15 minutes
 Start date : Mar 12, 09 Start time : 00:00
 Stop date : Mar 12, 09 Stop time : 24:00
 City/Town : Miami, Florida County : Dade
 Location : NW 2 Avenue North of NW 29 Street

Mar 12 Total Volume for All Lanes

End Time	00	01	02	03	04	05	06	07	08	09	10	11
15	32	9	11	4	6	19	32	97	162	129	109	109
30	20	14	11	4	13	8	45	135	203	134	102	113
45	15	15	8	4	9	21	72	125	149	116	127	124
00	18	9	5	6	10	24	79	121	167	143	98	131
Hr Total	85	47	35	18	38	72	228	478	681	522	436	477

End Time	12	13	14	15	16	17	18	19	20	21	22	23
15	147	132	143	188	139	186	117	74	86	68	54	34
30	143	133	137	156	156	168	122	75	70	62	34	37
45	147	135	135	173	164	181	103	81	54	45	32	32
00	124	124	126	178	152	155	104	82	67	50	26	25
Hr Total	561	524	541	695	611	690	446	312	277	225	146	128

24 Hour Total : 8273
 AM peak hour begins : 08:00 AM peak volume : 681 Peak hour factor : 0.84
 PM peak hour begins : 15:00 PM peak volume : 695 Peak hour factor : 0.92

Traffic Survey Specialists, Inc. 624 Gardenia Terrace
 Delray Beach, Florida 33444 Phone (561) 272-3255
 Volume Report with 24 Hour Totals

 Data File : D0311045.PRN
 Station : 000000031014
 Identification : 009845970028 Interval : 15 minutes
 Start date : Mar 11, 09 Start time : 00:00
 Stop date : Mar 11, 09 Stop time : 24:00
 City/Town : Miami, Florida County : Dade
 Location : NW 2 Avenue North of NW 20 Terrace

Mar 11 Northbound Volume for Lane 1

End Time	00	01	02	03	04	05	06	07	08	09	10	11
15	11	2	4	4	0	1	9	21	46	25	43	34
30	5	8	1	2	4	2	8	31	48	38	35	42
45	3	6	0	3	2	3	10	34	31	34	34	52
00	6	7	1	1	2	8	14	41	47	36	36	43
Hr Total	25	23	6	10	8	14	41	127	172	133	148	171

End Time	12	13	14	15	16	17	18	19	20	21	22	23
15	36	36	53	49	40	73	63	48	19	30	18	17
30	38	51	50	52	50	91	28	22	23	21	16	14
45	37	45	48	73	54	80	49	37	23	25	18	14
00	46	47	41	53	74	79	43	26	33	27	22	18
Hr Total	157	179	192	227	218	323	183	133	98	103	74	63

24 Hour Total : 2828
 AM peak hour begins : 11:15 AM peak volume : 173 Peak hour factor : 0.83
 PM peak hour begins : 17:00 PM peak volume : 323 Peak hour factor : 0.89

Mar 11 Southbound Volume for Lane 2

End Time	00	01	02	03	04	05	06	07	08	09	10	11
15	5	11	3	2	5	2	7	34	69	35	29	42
30	6	5	1	7	2	5	18	36	50	39	34	37
45	7	7	3	4	4	8	29	30	59	38	39	38
00	8	5	7	6	2	6	29	68	50	44	41	41
Hr Total	26	28	14	19	13	21	83	168	228	156	143	158

End Time	12	13	14	15	16	17	18	19	20	21	22	23
15	61	48	59	59	43	71	58	36	30	24	19	14
30	39	48	48	56	49	54	43	36	23	16	14	13
45	48	36	52	52	56	53	44	34	32	23	18	10
00	42	47	49	59	44	42	35	25	22	14	25	12
Hr Total	190	179	208	226	192	220	180	131	107	77	76	49

24 Hour Total : 2892
 AM peak hour begins : 07:45 AM peak volume : 246 Peak hour factor : 0.89
 PM peak hour begins : 15:00 PM peak volume : 226 Peak hour factor : 0.96

Traffic Survey Specialists, Inc. 624 Gardenia Terrace
 Delray Beach, Florida 33444 Phone (561) 272-3255
 Volume Report with 24 Hour Totals

 Data File : D0311045.PRN
 Station : 000000031014
 Identification : 009845970028 Interval : 15 minutes
 Start date : Mar 11, 09 Start time : 00:00
 Stop date : Mar 11, 09 Stop time : 24:00
 City/Town : Miami, Florida County : Dade
 Location : NW 2 Avenue North of NW 20 Terrace

Mar 11 Total Volume for All Lanes

End Time	00	01	02	03	04	05	06	07	08	09	10	11
15	16	13	7	6	5	3	16	55	115	60	72	76
30	11	13	2	9	6	7	26	67	98	77	69	79
45	10	13	3	7	6	11	39	64	90	72	73	90
00	14	12	8	7	4	14	43	109	97	80	77	84
Hr Total	51	51	20	29	21	35	124	295	400	289	291	329

End Time	12	13	14	15	16	17	18	19	20	21	22	23
15	97	84	112	108	83	144	121	84	49	54	37	31
30	77	99	98	108	99	145	71	58	46	37	30	27
45	85	81	100	125	110	133	93	71	55	48	36	24
00	88	94	90	112	118	121	78	51	55	41	47	30
Hr Total	347	358	400	453	410	543	363	264	205	180	150	112

24 Hour Total : 5720
 AM peak hour begins : 07:45 AM peak volume : 412 Peak hour factor : 0.90
 PM peak hour begins : 17:00 PM peak volume : 543 Peak hour factor : 0.94

Traffic Survey Specialists, Inc. 624 Gardenia Terrace
 Delray Beach, Florida 33444 Phone (561) 272-3255
 Volume Report with 24 Hour Totals

Data File : D0312045.PRN
 Station : 000000031014
 Identification : 009845970028 Interval : 15 minutes
 Start date : Mar 12, 09 Start time : 00:00
 Stop date : Mar 12, 09 Stop time : 24:00
 City/Town : Miami, Florida County : Dade
 Location : NW 2 Avenue North of NW 20 Terrace

Mar 12 Northbound Volume for Lane 1

End Time	00	01	02	03	04	05	06	07	08	09	10	11
15	19	8	5	1	3	4	5	20	45	38	30	39
30	8	3	2	2	2	5	11	35	42	44	48	39
45	13	5	1	3	0	6	15	31	38	28	40	27
00	6	5	2	4	6	6	14	39	42	37	32	39
Hr Total	46	21	10	10	11	21	45	125	167	147	150	144

End Time	12	13	14	15	16	17	18	19	20	21	22	23
15	35	40	43	59	54	63	55	34	42	26	17	14
30	44	51	45	70	62	67	36	29	23	26	12	9
45	40	40	55	84	66	68	28	17	17	20	14	18
00	43	52	49	61	64	61	30	21	27	25	19	8
Hr Total	162	183	192	274	246	259	149	101	109	97	62	49

24 Hour Total : 2780
 AM peak hour begins : 08:00 AM peak volume : 167 Peak hour factor : 0.93
 PM peak hour begins : 15:00 PM peak volume : 274 Peak hour factor : 0.82

Mar 12 Southbound Volume for Lane 2

End Time	00	01	02	03	04	05	06	07	08	09	10	11
15	13	6	3	5	2	3	13	25	59	48	28	37
30	7	10	5	2	0	8	22	39	57	44	35	37
45	14	6	5	3	4	6	28	49	57	31	39	29
00	6	4	6	4	2	10	37	55	49	44	37	41
Hr Total	40	26	19	14	8	27	100	168	222	167	139	144

End Time	12	13	14	15	16	17	18	19	20	21	22	23
15	51	44	60	62	43	60	50	31	24	24	25	12
30	48	49	46	50	43	52	40	38	31	19	15	15
45	55	48	38	45	48	58	43	34	18	20	19	10
00	40	41	54	56	62	44	34	20	28	23	12	17
Hr Total	194	182	198	213	196	214	167	123	101	86	71	54

24 Hour Total : 2873
 AM peak hour begins : 07:45 AM peak volume : 228 Peak hour factor : 0.97
 PM peak hour begins : 16:45 PM peak volume : 232 Peak hour factor : 0.94

Traffic Survey Specialists, Inc. 624 Gardenia Terrace
 Delray Beach, Florida 33444 Phone (561) 272-3255
 Volume Report with 24 Hour Totals

Data File : D0312045.PRN
 Station : 000000031014
 Identification : 009845970028 Interval : 15 minutes
 Start date : Mar 12, 09 Start time : 00:00
 Stop date : Mar 12, 09 Stop time : 24:00
 City/Town : Miami, Florida County : Dade
 Location : NW 2 Avenue North of NW 20 Terrace

Mar 12 Total Volume for All Lanes

End Time	00	01	02	03	04	05	06	07	08	09	10	11
15	32	14	8	6	5	7	18	45	104	86	58	76
30	15	13	7	4	2	13	33	74	99	88	83	76
45	27	11	6	6	4	12	43	80	95	59	79	56
00	12	9	8	8	8	16	51	94	91	81	69	80
Hr Total	86	47	29	24	19	48	145	293	389	314	289	288

End Time	12	13	14	15	16	17	18	19	20	21	22	23
15	86	84	103	121	97	123	105	65	66	50	42	26
30	92	100	91	120	105	119	76	67	54	45	27	24
45	95	88	93	129	114	126	71	51	35	40	33	28
00	83	93	103	117	126	105	64	41	55	48	31	25
Hr Total	356	365	390	487	442	473	316	224	210	183	133	103

24 Hour Total : 5653
 AM peak hour begins : 07:45 AM peak volume : 392 Peak hour factor : 0.94
 PM peak hour begins : 16:45 PM peak volume : 494 Peak hour factor : 0.98

Traffic Survey Specialists, Inc. 624 Gardenia Terrace
 Delray Beach, Florida 33444 Phone (561) 272-3255
 Volume Report with 24 Hour Totals

Data File : D0311026.PRN
 Station : 000000031023
 Identification : 009601140065 Interval : 15 minutes
 Start date : Mar 11, 09 Start time : 00:00
 Stop date : Mar 11, 09 Stop time : 24:00
 City/Town : Miami, Florida County : Dade
 Location : NW 2 Avenue North of NW 2 Street

Mar 11 Northbound Volume for Lane 1

End Time	00	01	02	03	04	05	06	07	08	09	10	11
15	13	10	2	2	3	3	19	71	129	124	109	99
30	14	12	6	9	4	11	43	79	132	127	107	91
45	8	6	9	5	10	15	52	139	133	125	100	122
00	3	3	2	5	4	21	72	134	158	111	119	119
Hr Total	38	31	19	21	21	50	186	423	552	487	435	431

End Time	12	13	14	15	16	17	18	19	20	21	22	23
15	112	115	115	116	127	149	111	87	41	36	27	35
30	124	146	122	140	120	184	109	58	39	30	31	18
45	105	121	117	124	140	167	73	53	33	35	23	20
00	119	119	114	100	142	152	79	44	36	35	33	16
Hr Total	460	501	468	480	529	652	372	242	149	136	114	89

24 Hour Total : 6886
 AM peak hour begins : 08:00 AM peak volume : 552 Peak hour factor : 0.87
 PM peak hour begins : 17:00 PM peak volume : 652 Peak hour factor : 0.89

Mar 11 Southbound Volume for Lane 2

End Time	00	01	02	03	04	05	06	07	08	09	10	11
15	17	4	0	2	3	2	4	35	77	57	59	56
30	7	2	2	4	0	10	12	39	76	61	42	63
45	5	5	0	2	2	12	16	51	65	60	55	48
00	4	2	1	0	6	14	28	53	64	64	56	39
Hr Total	33	13	3	8	11	38	60	178	282	242	212	206

End Time	12	13	14	15	16	17	18	19	20	21	22	23
15	42	56	44	58	65	68	44	19	15	14	19	10
30	60	39	65	64	48	53	49	25	14	12	10	8
45	61	68	58	52	76	55	38	14	15	13	21	7
00	50	60	53	46	68	45	19	14	18	18	21	9
Hr Total	213	223	220	220	257	221	150	72	62	57	71	34

24 Hour Total : 3086
 AM peak hour begins : 08:00 AM peak volume : 282 Peak hour factor : 0.92
 PM peak hour begins : 16:30 PM peak volume : 265 Peak hour factor : 0.87

Traffic Survey Specialists, Inc. 624 Gardenia Terrace
 Delray Beach, Florida 33444 Phone (561) 272-3255
 Volume Report with 24 Hour Totals

Data File : D0311026.PRN
 Station : 000000031023
 Identification : 009601140065 Interval : 15 minutes
 Start date : Mar 11, 09 Start time : 00:00
 Stop date : Mar 11, 09 Stop time : 24:00
 City/Town : Miami, Florida County : Dade
 Location : NW 2 Avenue North of NW 2 Street

Mar 11 Total Volume for All Lanes

End Time	00	01	02	03	04	05	06	07	08	09	10	11
15	30	14	2	4	6	5	23	106	206	181	168	155
30	21	14	8	13	4	21	55	118	208	188	149	154
45	13	11	9	7	12	27	68	190	198	185	155	170
00	7	5	3	5	10	35	100	187	222	175	175	158
Hr Total	71	44	22	29	32	88	246	601	834	729	647	637

End Time	12	13	14	15	16	17	18	19	20	21	22	23
15	154	171	159	174	192	217	155	106	56	50	46	45
30	184	185	187	204	168	237	158	83	53	42	41	26
45	166	189	175	176	216	222	111	67	48	48	44	27
00	169	179	167	146	210	197	98	58	54	53	54	25
Hr Total	673	724	688	700	786	873	522	314	211	193	185	123

24 Hour Total : 9972
 AM peak hour begins : 08:00 AM peak volume : 834 Peak hour factor : 0.94
 PM peak hour begins : 16:45 PM peak volume : 886 Peak hour factor : 0.93

Traffic Survey Specialists, Inc. 624 Gardenia Terrace
 Delray Beach, Florida 33444 Phone (561) 272-3255
 Volume Report with 24 Hour Totals

Data File : D0312026.PRN
 Station : 000000031023
 Identification : 009601140065 Interval : 15 minutes
 Start date : Mar 12, 09 Start time : 00:00
 Stop date : Mar 12, 09 Stop time : 24:00
 City/Town : Miami, Florida County : Dade
 Location : NW 2 Avenue North of NW 2 Street

Mar 12 Northbound Volume for Lane 1

End Time	00	01	02	03	04	05	06	07	08	09	10	11
15	16	6	1	5	2	7	18	68	140	116	120	114
30	14	6	9	11	11	6	27	72	144	121	103	95
45	12	7	4	6	5	14	71	137	138	115	93	121
00	10	6	4	5	9	19	65	141	147	85	121	103
Hr Total	52	25	18	27	27	46	181	418	569	437	437	433

End Time	12	13	14	15	16	17	18	19	20	21	22	23
15	111	121	120	135	115	150	120	58	44	43	29	37
30	110	147	120	126	121	148	89	58	32	37	27	16
45	107	127	115	154	132	133	96	68	31	34	21	18
00	120	131	131	130	136	134	64	45	48	30	20	14
Hr Total	448	526	486	545	504	565	369	229	155	144	97	85

24 Hour Total : 6823
 AM peak hour begins : 08:00 AM peak volume : 569 Peak hour factor : 0.97
 PM peak hour begins : 16:45 PM peak volume : 567 Peak hour factor : 0.94

Mar 12 Southbound Volume for Lane 2

End Time	00	01	02	03	04	05	06	07	08	09	10	11
15	15	2	0	1	4	2	13	30	63	80	53	64
30	6	4	2	2	1	6	6	44	72	76	45	71
45	11	7	0	2	3	13	13	52	83	55	58	59
00	3	5	1	2	1	7	30	58	71	61	43	55
Hr Total	35	18	3	7	9	28	62	184	289	272	199	249

End Time	12	13	14	15	16	17	18	19	20	21	22	23
15	54	41	61	53	74	71	43	26	13	14	21	8
30	57	49	44	56	53	50	28	21	19	7	6	8
45	56	52	67	54	62	52	32	18	7	14	7	9
00	65	50	47	51	51	44	26	25	12	7	11	10
Hr Total	232	192	219	214	240	217	129	90	51	42	45	35

24 Hour Total : 3061
 AM peak hour begins : 08:30 AM peak volume : 310 Peak hour factor : 0.93
 PM peak hour begins : 15:45 PM peak volume : 240 Peak hour factor : 0.81

Traffic Survey Specialists, Inc. 624 Gardenia Terrace
 Delray Beach, Florida 33444 Phone (561) 272-3255
 Volume Report with 24 Hour Totals

Data File : D0312026.PRN
 Station : 000000031023
 Identification : 009601140065 Interval : 15 minutes
 Start date : Mar 12, 09 Start time : 00:00
 Stop date : Mar 12, 09 Stop time : 24:00
 City/Town : Miami, Florida County : Dade
 Location : NW 2 Avenue North of NW 2 Street

Mar 12 Total Volume for All Lanes

End Time	00	01	02	03	04	05	06	07	08	09	10	11
15	31	8	1	6	6	9	31	98	203	196	173	178
30	20	10	11	13	12	12	33	116	216	197	148	166
45	23	14	4	8	8	27	84	189	221	170	151	180
00	13	11	5	7	10	26	95	199	218	146	164	158
Hr Total	87	43	21	34	36	74	243	602	858	709	636	682

End Time	12	13	14	15	16	17	18	19	20	21	22	23
15	165	162	181	188	189	221	163	84	57	57	50	45
30	167	196	164	182	174	198	117	79	51	44	33	24
45	163	179	182	208	194	185	128	86	38	48	28	27
00	185	181	178	181	187	178	90	70	60	37	31	24
Hr Total	680	718	705	759	744	782	498	319	206	186	142	120

24 Hour Total : 9884
 AM peak hour begins : 08:00 AM peak volume : 858 Peak hour factor : 0.97
 PM peak hour begins : 16:30 PM peak volume : 800 Peak hour factor : 0.90

Traffic Survey Specialists, Inc. 624 Gardenia Terrace
 Delray Beach, Florida 33444 Phone (561) 272-3255
 Volume Report with 24 Hour Totals

Data File : D0317009.PRN
 Station : 000000031607
 Identification : 009601150098 Interval : 15 minutes
 Start date : Mar 17, 09 Start time : 00:00
 Stop date : Mar 17, 09 Stop time : 24:00
 City/Town : Miami, Florida County : Dade
 Location : SW 2 Avenue South of SW 3 Street

Mar 17 Northbound Volume for Lane 1

End Time	00	01	02	03	04	05	06	07	08	09	10	11
15	13	6	6	6	0	8	37	105	182	139	92	94
30	12	5	8	6	6	7	46	125	186	143	77	86
45	7	5	7	6	4	12	90	171	181	113	91	86
00	7	4	6	3	7	24	100	173	168	115	95	88
Hr Total	39	20	27	21	17	51	273	574	717	510	355	354

End Time	12	13	14	15	16	17	18	19	20	21	22	23
15	84	116	91	109	111	108	103	57	45	27	35	43
30	91	123	101	93	98	120	104	45	41	39	32	36
45	97	136	81	101	92	91	132	39	32	56	32	18
00	108	133	100	67	84	69	94	53	31	39	39	21
Hr Total	380	508	373	370	385	388	433	194	149	161	138	118

24 Hour Total : 6555
 AM peak hour begins : 07:45 AM peak volume : 722 Peak hour factor : 0.97
 PM peak hour begins : 13:00 PM peak volume : 508 Peak hour factor : 0.93

Mar 17 Southbound Volume for Lane 2

End Time	00	01	02	03	04	05	06	07	08	09	10	11
15	10	7	8	2	1	4	13	28	70	78	81	71
30	9	2	3	2	4	6	16	48	78	79	77	109
45	6	4	7	3	2	8	23	63	80	78	66	92
00	3	1	5	1	4	7	31	64	81	74	92	121
Hr Total	28	14	23	8	11	25	83	203	309	309	316	393

End Time	12	13	14	15	16	17	18	19	20	21	22	23
15	106	107	96	96	170	215	154	67	46	27	46	42
30	113	94	78	98	132	176	116	65	27	21	33	29
45	107	84	92	116	141	164	93	51	27	28	32	19
00	102	104	88	85	130	115	65	43	32	39	25	18
Hr Total	428	389	354	395	573	670	428	226	132	115	136	108

24 Hour Total : 5676
 AM peak hour begins : 11:30 AM peak volume : 432 Peak hour factor : 0.89
 PM peak hour begins : 16:45 PM peak volume : 685 Peak hour factor : 0.80

Traffic Survey Specialists, Inc. 624 Gardenia Terrace
 Delray Beach, Florida 33444 Phone (561) 272-3255
 Volume Report with 24 Hour Totals

Data File : D0317009.PRN
 Station : 000000031607
 Identification : 009601150098 Interval : 15 minutes
 Start date : Mar 17, 09 Start time : 00:00
 Stop date : Mar 17, 09 Stop time : 24:00
 City/Town : Miami, Florida County : Dade
 Location : SW 2 Avenue South of SW 3 Street

Mar 17 Total Volume for All Lanes

End Time	00	01	02	03	04	05	06	07	08	09	10	11
15	23	13	14	8	1	12	50	133	252	217	173	165
30	21	7	11	8	10	13	62	173	264	222	154	195
45	13	9	14	9	6	20	113	234	261	191	157	178
00	10	5	11	4	11	31	131	237	249	189	187	209
Hr Total	67	34	50	29	28	76	356	777	1026	819	671	747

End Time	12	13	14	15	16	17	18	19	20	21	22	23
15	190	223	187	205	281	323	257	124	91	54	81	85
30	204	217	179	191	230	296	220	110	68	60	65	65
45	204	220	173	217	233	255	225	90	59	84	64	37
00	210	237	188	152	214	184	159	96	63	78	64	39
Hr Total	808	897	727	765	958	1058	861	420	281	276	274	226

24 Hour Total : 12231
 AM peak hour begins : 08:00 AM peak volume : 1026 Peak hour factor : 0.97
 PM peak hour begins : 16:45 PM peak volume : 1088 Peak hour factor : 0.84

Traffic Survey Specialists, Inc. 624 Gardenia Terrace
 Delray Beach, Florida 33444 Phone (561) 272-3255
 Volume Report with 24 Hour Totals

 Data File : D0318016.PRN
 Station : 000000031607
 Identification : 009601150098 Interval : 15 minutes
 Start date : Mar 18, 09 Start time : 00:00
 Stop date : Mar 18, 09 Stop time : 24:00
 City/Town : Miami, Florida County : Dade
 Location : SW 2 Avenue South of SW 3 Street

Mar 18 Northbound Volume for Lane 1

End Time	00	01	02	03	04	05	06	07	08	09	10	11
15	17	8	10	4	3	8	39	98	179	101	113	53
30	22	8	5	6	2	6	37	91	161	152	93	80
45	25	10	5	3	1	8	73	175	190	100	83	91
00	12	8	3	3	8	24	106	187	193	92	86	87
Hr Total	76	34	23	16	14	46	255	551	723	445	375	311

End Time	12	13	14	15	16	17	18	19	20	21	22	23
15	101	178	113	97	47	114	128	60	33	24	34	19
30	100	131	102	101	110	183	116	47	36	35	27	17
45	117	75	107	96	107	133	62	48	42	41	32	18
00	70	153	109	90	130	128	93	43	24	31	30	19
Hr Total	388	537	431	384	394	558	399	198	135	131	123	73

24 Hour Total : 6620
 AM peak hour begins : 08:00 AM peak volume : 723 Peak hour factor : 0.94
 PM peak hour begins : 17:15 PM peak volume : 572 Peak hour factor : 0.78

Mar 18 Southbound Volume for Lane 2

End Time	00	01	02	03	04	05	06	07	08	09	10	11
15	21	11	2	2	2	4	11	29	58	78	84	69
30	21	7	7	3	2	9	15	49	78	112	80	88
45	13	6	5	1	2	6	20	47	92	78	86	87
00	12	4	5	3	4	14	30	65	99	73	83	93
Hr Total	67	28	19	9	10	33	76	190	327	341	333	337

End Time	12	13	14	15	16	17	18	19	20	21	22	23
15	118	140	80	106	94	163	126	66	37	25	33	17
30	117	105	92	99	147	194	109	55	49	24	30	14
45	107	87	97	91	133	167	77	50	25	31	23	13
00	51	120	103	113	156	148	75	40	22	22	19	11
Hr Total	393	452	372	409	530	672	387	211	133	102	105	55

24 Hour Total : 5591
 AM peak hour begins : 11:30 AM peak volume : 415 Peak hour factor : 0.88
 PM peak hour begins : 16:45 PM peak volume : 680 Peak hour factor : 0.88

Traffic Survey Specialists, Inc. 624 Gardenia Terrace
 Delray Beach, Florida 33444 Phone (561) 272-3255
 Volume Report with 24 Hour Totals

Data File : D0318016.PRN
 Station : 000000031607
 Identification : 009601150098 Interval : 15 minutes
 Start date : Mar 18, 09 Start time : 00:00
 Stop date : Mar 18, 09 Stop time : 24:00
 City/Town : Miami, Florida County : Dade
 Location : SW 2 Avenue South of SW 3 Street

Mar 18 Total Volume for All Lanes

End Time	00	01	02	03	04	05	06	07	08	09	10	11
15	38	19	12	6	5	12	50	127	237	179	197	122
30	43	15	12	9	4	15	52	140	239	264	173	168
45	38	16	10	4	3	14	93	222	282	178	169	178
00	24	12	8	6	12	38	136	252	292	165	169	180
Hr Total	143	62	42	25	24	79	331	741	1050	786	708	648

End Time	12	13	14	15	16	17	18	19	20	21	22	23
15	219	318	193	203	141	277	254	126	70	49	67	36
30	217	236	194	200	257	377	225	102	85	59	57	31
45	224	162	204	187	240	300	139	98	67	72	55	31
00	121	273	212	203	286	276	168	83	46	53	49	30
Hr Total	781	989	803	793	924	1230	786	409	268	233	228	128

24 Hour Total : 12211
 AM peak hour begins : 08:00 AM peak volume : 1050 Peak hour factor : 0.90
 PM peak hour begins : 16:45 PM peak volume : 1240 Peak hour factor : 0.82

Traffic Survey Specialists, Inc. 624 Gardenia Terrace
 Delray Beach, Florida 33444 Phone (561) 272-3255
 Volume Report with 24 Hour Totals

Data File : D0317008.PRN
 Station : 000000031604
 Identification : 009845970075 Interval : 15 minutes
 Start date : Mar 17, 09 Start time : 00:00
 Stop date : Mar 17, 09 Stop time : 24:00
 City/Town : Miami, Florida County : Dade
 Location : SW 2 Avenue South of SW 9 Street

Mar 17 Southbound Volume for Lane 1

End Time	00	01	02	03	04	05	06	07	08	09	10	11
15	36	9	9	5	6	18	26	59	119	143	92	86
30	20	13	6	1	7	16	37	71	99	130	71	103
45	14	12	4	11	13	14	52	81	115	99	73	89
00	10	7	4	15	7	28	58	93	129	100	81	78
Hr Total	80	41	23	32	33	76	173	304	462	472	317	356

End Time	12	13	14	15	16	17	18	19	20	21	22	23
15	109	101	102	95	143	198	197	120	86	65	48	50
30	123	106	87	106	150	190	183	120	67	57	51	37
45	107	96	115	124	126	165	141	92	71	63	40	20
00	130	115	106	95	134	148	122	86	61	76	47	31
Hr Total	469	418	410	420	553	701	643	418	285	261	186	138

24 Hour Total : 7271
 AM peak hour begins : 08:30 AM peak volume : 517 Peak hour factor : 0.90
 PM peak hour begins : 17:00 PM peak volume : 701 Peak hour factor : 0.89

Mar 17 Northbound Volume for Lane 2

End Time	00	01	02	03	04	05	06	07	08	09	10	11
15	24	7	6	6	6	13	22	49	126	96	69	80
30	19	7	1	2	2	10	24	94	141	82	63	86
45	18	10	4	10	6	9	48	105	128	84	82	92
00	26	4	4	8	5	13	49	127	110	93	66	78
Hr Total	87	28	15	26	19	45	143	375	505	355	280	336

End Time	12	13	14	15	16	17	18	19	20	21	22	23
15	64	90	86	116	91	112	109	75	57	50	54	50
30	90	99	80	92	84	93	97	75	48	51	53	43
45	84	104	85	93	83	72	95	78	54	50	37	26
00	72	76	87	88	89	101	64	59	48	60	44	30
Hr Total	310	369	338	389	347	378	365	287	207	211	188	149

24 Hour Total : 5752
 AM peak hour begins : 07:45 AM peak volume : 522 Peak hour factor : 0.93
 PM peak hour begins : 17:45 PM peak volume : 402 Peak hour factor : 0.92

Traffic Survey Specialists, Inc. 624 Gardenia Terrace
 Delray Beach, Florida 33444 Phone (561) 272-3255
 Volume Report with 24 Hour Totals

Data File : D0317008.PRN
 Station : 000000031604
 Identification : 009845970075 Interval : 15 minutes
 Start date : Mar 17, 09 Start time : 00:00
 Stop date : Mar 17, 09 Stop time : 24:00
 City/Town : Miami, Florida County : Dade
 Location : SW 2 Avenue South of SW 9 Street

Mar 17 Total Volume for All Lanes

End Time	00	01	02	03	04	05	06	07	08	09	10	11
15	60	16	15	11	12	31	48	108	245	239	161	166
30	39	20	7	3	9	26	61	165	240	212	134	189
45	32	22	8	21	19	23	100	186	243	183	155	181
00	36	11	8	23	12	41	107	220	239	193	147	156
Hr Total	167	69	38	58	52	121	316	679	967	827	597	692

End Time	12	13	14	15	16	17	18	19	20	21	22	23
15	173	191	188	211	234	310	306	195	143	115	102	100
30	213	205	167	198	234	283	280	195	115	108	104	80
45	191	200	200	217	209	237	236	170	125	113	77	46
00	202	191	193	183	223	249	186	145	109	136	91	61
Hr Total	779	787	748	809	900	1079	1008	705	492	472	374	287

24 Hour Total : 13023
 AM peak hour begins : 08:00 AM peak volume : 967 Peak hour factor : 0.99
 PM peak hour begins : 17:00 PM peak volume : 1079 Peak hour factor : 0.87

Traffic Survey Specialists, Inc. 624 Gardenia Terrace
 Delray Beach, Florida 33444 Phone (561) 272-3255
 Volume Report with 24 Hour Totals

Data File : D0318015.PRN
 Station : 000000031604
 Identification : 009845970075
 Start date : Mar 18, 09
 Stop date : Mar 18, 09
 City/Town : Miami, Florida
 Location : SW 2 Avenue South of SW 9 Street
 Interval : 15 minutes
 Start time : 00:00
 Stop time : 24:00
 County : Dade

Mar 18 Southbound Volume for Lane 1

End Time	00	01	02	03	04	05	06	07	08	09	10	11
15	22	9	11	7	11	15	33	77	121	122	123	75
30	28	13	15	3	19	17	28	74	134	135	102	80
45	33	12	6	7	10	14	57	81	125	123	106	86
00	17	16	8	6	9	34	60	91	147	97	114	92
Hr Total	100	50	40	23	49	80	178	323	527	477	445	333

End Time	12	13	14	15	16	17	18	19	20	21	22	23
15	113	119	99	112	128	152	191	132	86	62	63	39
30	122	118	98	113	165	198	182	126	94	54	55	35
45	123	118	119	99	133	176	133	121	73	64	60	30
00	97	113	108	118	156	186	143	99	70	55	35	28
Hr Total	455	468	424	442	582	712	649	478	323	235	213	132

24 Hour Total : 7738
 AM peak hour begins : 08:30 AM peak volume : 529 Peak hour factor : 0.90
 PM peak hour begins : 17:15 PM peak volume : 751 Peak hour factor : 0.95

Mar 18 Northbound Volume for Lane 2

End Time	00	01	02	03	04	05	06	07	08	09	10	11
15	35	17	10	6	6	7	19	58	125	92	81	71
30	36	10	9	7	4	5	30	84	137	85	84	64
45	20	13	7	10	9	8	42	95	133	72	52	59
00	22	13	8	2	9	21	54	105	103	83	61	74
Hr Total	113	53	34	25	28	41	145	342	498	332	278	268

End Time	12	13	14	15	16	17	18	19	20	21	22	23
15	76	112	77	89	95	78	94	81	80	48	35	46
30	85	99	97	89	87	98	90	72	50	56	49	29
45	77	109	81	93	65	93	77	57	59	39	46	29
00	106	85	95	75	85	91	74	65	52	49	33	34
Hr Total	344	405	350	346	332	360	335	275	241	192	163	138

24 Hour Total : 5638
 AM peak hour begins : 07:45 AM peak volume : 500 Peak hour factor : 0.91
 PM peak hour begins : 12:45 PM peak volume : 426 Peak hour factor : 0.95

Traffic Survey Specialists, Inc. 624 Gardenia Terrace
 Delray Beach, Florida 33444 Phone (561) 272-3255
 Volume Report with 24 Hour Totals

Data File : D0318015.PRN
 Station : 000000031604
 Identification : 009845970075 Interval : 15 minutes
 Start date : Mar 18, 09 Start time : 00:00
 Stop date : Mar 18, 09 Stop time : 24:00
 City/Town : Miami, Florida County : Dade
 Location : SW 2 Avenue South of SW 9 Street

Mar 18 Total Volume for All Lanes

End Time	00	01	02	03	04	05	06	07	08	09	10	11
15	57	26	21	13	17	22	52	135	246	214	204	146
30	64	23	24	10	23	22	58	158	271	220	186	144
45	53	25	13	17	19	22	99	176	258	195	158	145
00	39	29	16	8	18	55	114	196	250	180	175	166
Hr Total	213	103	74	48	77	121	323	665	1025	809	723	601

End Time	12	13	14	15	16	17	18	19	20	21	22	23
15	189	231	176	201	223	230	285	213	166	110	98	85
30	207	217	195	202	252	296	272	198	144	110	104	64
45	200	227	200	192	198	269	210	178	132	103	106	59
00	203	198	203	193	241	277	217	164	122	104	68	62
Hr Total	799	873	774	788	914	1072	984	753	564	427	376	270

24 Hour Total : 13376
 AM peak hour begins : 08:00 AM peak volume : 1025 Peak hour factor : 0.95
 PM peak hour begins : 17:15 PM peak volume : 1127 Peak hour factor : 0.95

Traffic Survey Specialists, Inc. 624 Gardenia Terrace
 Delray Beach, Florida 33444 Phone (561) 272-3255
 Volume Report with 24 Hour Totals

 Data File : D0311009.PRN
 Station : 000000031003
 Identification : 000110252067 Interval : 15 minutes
 Start date : Mar 11, 09 Start time : 00:00
 Stop date : Mar 11, 09 Stop time : 24:00
 City/Town : Miami, Florida County : Dade
 Location : N Miami Avenue South of N 46 Street

Mar 11 Northbound Volume for Lane 1

End Time	00	01	02	03	04	05	06	07	08	09	10	11
15	35	14	10	9	8	5	16	49	113	75	61	64
30	21	11	15	4	1	4	18	51	86	78	65	73
45	18	4	12	6	4	12	24	92	97	72	66	67
00	15	9	14	6	4	8	35	97	71	82	62	81
Hr Total	89	38	51	25	17	29	93	289	367	307	254	285

End Time	12	13	14	15	16	17	18	19	20	21	22	23
15	101	93	102	137	245	205	220	111	75	58	42	85
30	98	90	127	158	202	233	179	109	67	60	64	79
45	86	87	114	184	203	255	171	83	71	51	73	40
00	66	95	118	208	239	233	116	89	45	44	77	18
Hr Total	351	365	461	687	889	926	686	392	258	213	256	222

24 Hour Total : 7550
 AM peak hour begins : 07:45 AM peak volume : 393 Peak hour factor : 0.87
 PM peak hour begins : 17:15 PM peak volume : 941 Peak hour factor : 0.92

Mar 11 Southbound Volume for Lane 2

End Time	00	01	02	03	04	05	06	07	08	09	10	11
15	12	14	10	6	10	13	46	170	304	249	155	100
30	17	12	8	4	6	17	82	233	317	206	107	83
45	17	6	8	5	12	29	119	325	349	174	114	78
00	11	16	4	5	8	38	152	318	348	148	95	103
Hr Total	57	48	30	20	36	97	399	1046	1318	777	471	364

End Time	12	13	14	15	16	17	18	19	20	21	22	23
15	100	92	97	137	118	105	97	65	61	48	31	42
30	103	92	131	136	116	113	104	73	85	54	45	32
45	104	104	111	121	100	89	76	81	62	35	54	32
00	100	110	130	107	103	106	71	74	37	51	30	26
Hr Total	407	398	469	501	437	413	348	293	245	188	160	132

24 Hour Total : 8654
 AM peak hour begins : 08:00 AM peak volume : 1318 Peak hour factor : 0.94
 PM peak hour begins : 14:45 PM peak volume : 524 Peak hour factor : 0.96

Traffic Survey Specialists, Inc. 624 Gardenia Terrace
 Delray Beach, Florida 33444 Phone (561) 272-3255
 Volume Report with 24 Hour Totals

 Data File : D0311009.PRN
 Station : 000000031003
 Identification : 000110252067 Interval : 15 minutes
 Start date : Mar 11, 09 Start time : 00:00
 Stop date : Mar 11, 09 Stop time : 24:00
 City/Town : Miami, Florida County : Dade
 Location : N Miami Avenue South of N 46 Street

Mar 11 Total Volume for All Lanes

End Time	00	01	02	03	04	05	06	07	08	09	10	11
15	47	28	20	15	18	18	62	219	417	324	216	164
30	38	23	23	8	7	21	100	284	403	284	172	156
45	35	10	20	11	16	41	143	417	446	246	180	145
00	26	25	18	11	12	46	187	415	419	230	157	184
Hr Total	146	86	81	45	53	126	492	1335	1685	1084	725	649

End Time	12	13	14	15	16	17	18	19	20	21	22	23
15	201	185	199	274	363	310	317	176	136	106	73	127
30	201	182	258	294	318	346	283	182	152	114	109	111
45	190	191	225	305	303	344	247	164	133	86	127	72
00	166	205	248	315	342	339	187	163	82	95	107	44
Hr Total	758	763	930	1188	1326	1339	1034	685	503	401	416	354

24 Hour Total : 16204
 AM peak hour begins : 08:00 AM peak volume : 1685 Peak hour factor : 0.94
 PM peak hour begins : 17:15 PM peak volume : 1346 Peak hour factor : 0.97

Traffic Survey Specialists, Inc. 624 Gardenia Terrace
 Delray Beach, Florida 33444 Phone (561) 272-3255
 Volume Report with 24 Hour Totals

 Data File : D0312009.PRN
 Station : 000000031003
 Identification : 000110252067 Interval : 15 minutes
 Start date : Mar 12, 09 Start time : 00:00
 Stop date : Mar 12, 09 Stop time : 24:00
 City/Town : Miami, Florida County : Dade
 Location : N Miami Avenue South of N 46 Street

Mar 12 Northbound Volume for Lane 1

End Time	00	01	02	03	04	05	06	07	08	09	10	11
15	46	15	5	6	7	6	19	46	108	80	76	71
30	32	15	8	6	2	9	17	53	107	80	64	56
45	22	9	6	7	4	7	28	76	99	77	76	86
00	11	8	7	0	11	9	35	98	54	74	54	80
Hr Total	111	47	26	19	24	31	99	273	368	311	270	293

End Time	12	13	14	15	16	17	18	19	20	21	22	23
15	96	96	93	147	249	220	200	101	65	58	51	94
30	94	85	121	162	259	239	186	101	97	74	71	81
45	101	79	112	192	227	271	178	80	79	53	73	69
00	99	92	102	219	254	238	102	91	58	50	65	56
Hr Total	390	352	428	720	989	968	666	373	299	235	260	300

24 Hour Total : 7852
 AM peak hour begins : 07:45 AM peak volume : 412 Peak hour factor : 0.95
 PM peak hour begins : 16:00 PM peak volume : 989 Peak hour factor : 0.95

Mar 12 Southbound Volume for Lane 2

End Time	00	01	02	03	04	05	06	07	08	09	10	11
15	24	11	4	8	11	10	44	182	355	250	147	91
30	25	9	8	8	10	17	84	207	327	254	127	90
45	25	11	5	6	9	36	143	307	327	176	116	92
00	13	5	4	3	10	38	135	280	348	165	97	95
Hr Total	87	36	21	25	40	101	406	976	1357	845	487	368

End Time	12	13	14	15	16	17	18	19	20	21	22	23
15	101	93	79	134	125	92	86	78	64	61	39	32
30	117	103	111	121	112	88	114	80	65	39	39	25
45	96	101	122	117	114	91	85	72	59	40	62	34
00	101	97	119	104	114	98	72	73	54	42	46	28
Hr Total	415	394	431	476	465	369	357	303	242	182	186	119

24 Hour Total : 8688
 AM peak hour begins : 08:00 AM peak volume : 1357 Peak hour factor : 0.96
 PM peak hour begins : 14:30 PM peak volume : 496 Peak hour factor : 0.93

Traffic Survey Specialists, Inc. 624 Gardenia Terrace
 Delray Beach, Florida 33444 Phone (561) 272-3255
 Volume Report with 24 Hour Totals

 Data File : D0312009.PRN
 Station : 000000031003
 Identification : 000110252067 Interval : 15 minutes
 Start date : Mar 12, 09 Start time : 00:00
 Stop date : Mar 12, 09 Stop time : 24:00
 City/Town : Miami, Florida County : Dade
 Location : N Miami Avenue South of N 46 Street

Mar 12 Total Volume for All Lanes

End Time	00	01	02	03	04	05	06	07	08	09	10	11
15	70	26	9	14	18	16	63	228	463	330	223	162
30	57	24	16	14	12	26	101	260	434	334	191	146
45	47	20	11	13	13	43	171	383	426	253	192	178
00	24	13	11	3	21	47	170	378	402	239	151	175
Hr Total	198	83	47	44	64	132	505	1249	1725	1156	757	661

End Time	12	13	14	15	16	17	18	19	20	21	22	23
15	197	189	172	281	374	312	286	179	129	119	90	126
30	211	188	232	283	371	327	300	181	162	113	110	106
45	197	180	234	309	341	362	263	152	138	93	135	103
00	200	189	221	323	368	336	174	164	112	92	111	84
Hr Total	805	746	859	1196	1454	1337	1023	676	541	417	446	419

24 Hour Total : 16540
 AM peak hour begins : 08:00 AM peak volume : 1725 Peak hour factor : 0.93
 PM peak hour begins : 16:00 PM peak volume : 1454 Peak hour factor : 0.97

Traffic Survey Specialists, Inc. 624 Gardenia Terrace
 Delray Beach, Florida 33444 Phone (561) 272-3255
 Volume Report with 24 Hour Totals

 Data File : D0311025.PRN
 Station : 000000031011
 Identification : 000058410116 Interval : 15 minutes
 Start date : Mar 11, 09 Start time : 00:00
 Stop date : Mar 11, 09 Stop time : 24:00
 City/Town : Miami, Florida County : Dade
 Location : N Miami Avenue North of N 30 Street

Mar 11 Northbound Volume for Lane 1

End Time	00	01	02	03	04	05	06	07	08	09	10	11
15	22	8	6	4	3	10	21	62	87	78	73	90
30	13	5	6	3	1	6	27	55	59	80	100	102
45	13	4	5	5	12	9	24	71	72	80	91	103
00	3	7	2	8	2	10	50	101	75	78	91	122
Hr Total	51	24	19	20	18	35	122	289	293	316	355	417

End Time	12	13	14	15	16	17	18	19	20	21	22	23
15	148	134	139	161	224	283	229	130	91	87	38	40
30	128	139	156	166	180	266	192	96	70	39	46	34
45	115	131	149	203	285	273	125	107	59	40	55	49
00	129	143	133	211	235	239	125	81	58	41	56	29
Hr Total	520	547	577	741	924	1061	671	414	278	207	195	152

24 Hour Total : 8246
 AM peak hour begins : 11:30 AM peak volume : 501 Peak hour factor : 0.85
 PM peak hour begins : 16:30 PM peak volume : 1069 Peak hour factor : 0.94

Mar 11 Southbound Volume for Lane 2

End Time	00	01	02	03	04	05	06	07	08	09	10	11
15	21	12	5	3	8	15	69	153	304	304	175	136
30	19	11	6	4	5	14	92	224	287	218	151	118
45	20	4	3	7	5	30	111	248	336	197	150	127
00	11	14	16	2	11	54	150	322	356	172	153	127
Hr Total	71	41	30	16	29	113	422	947	1283	891	629	508

End Time	12	13	14	15	16	17	18	19	20	21	22	23
15	157	143	130	148	131	127	98	106	65	44	48	58
30	155	129	150	127	133	124	115	75	57	52	56	34
45	148	133	115	145	124	107	105	84	58	36	50	23
00	160	158	132	118	137	132	97	73	52	45	54	32
Hr Total	620	563	527	538	525	490	415	338	232	177	208	147

24 Hour Total : 9760
 AM peak hour begins : 08:00 AM peak volume : 1283 Peak hour factor : 0.90
 PM peak hour begins : 12:00 PM peak volume : 620 Peak hour factor : 0.97

Traffic Survey Specialists, Inc. 624 Gardenia Terrace
 Delray Beach, Florida 33444 Phone (561) 272-3255
 Volume Report with 24 Hour Totals

 Data File : D0311025.PRN
 Station : 000000031011
 Identification : 000058410116 Interval : 15 minutes
 Start date : Mar 11, 09 Start time : 00:00
 Stop date : Mar 11, 09 Stop time : 24:00
 City/Town : Miami, Florida County : Dade
 Location : N Miami Avenue North of N 30 Street

Mar 11 Total Volume for All Lanes

End Time	00	01	02	03	04	05	06	07	08	09	10	11
15	43	20	11	7	11	25	90	215	391	382	248	226
30	32	16	12	7	6	20	119	279	346	298	251	220
45	33	8	8	12	17	39	135	319	408	277	241	230
00	14	21	18	10	13	64	200	423	431	250	244	249
Hr Total	122	65	49	36	47	148	544	1236	1576	1207	984	925

End Time	12	13	14	15	16	17	18	19	20	21	22	23
15	305	277	269	309	355	410	327	236	156	131	86	98
30	283	268	306	293	313	390	307	171	127	91	102	68
45	263	264	264	348	409	380	230	191	117	76	105	72
00	289	301	265	329	372	371	222	154	110	86	110	61
Hr Total	1140	1110	1104	1279	1449	1551	1086	752	510	384	403	299

24 Hour Total : 18006
 AM peak hour begins : 08:00 AM peak volume : 1576 Peak hour factor : 0.91
 PM peak hour begins : 16:30 PM peak volume : 1581 Peak hour factor : 0.96

Traffic Survey Specialists, Inc. 624 Gardenia Terrace
 Delray Beach, Florida 33444 Phone (561) 272-3255
 Volume Report with 24 Hour Totals

 Data File : D0312025.PRN
 Station : 000000031011
 Identification : 000058410116 Interval : 15 minutes
 Start date : Mar 12, 09 Start time : 00:00
 Stop date : Mar 12, 09 Stop time : 24:00
 City/Town : Miami, Florida County : Dade
 Location : N Miami Avenue North of N 30 Street

Mar 12 Northbound Volume for Lane 1

End Time	00	01	02	03	04	05	06	07	08	09	10	11
15	34	13	8	8	3	10	22	45	103	103	81	106
30	22	10	4	6	5	9	22	50	71	86	95	108
45	23	8	8	4	8	5	31	52	85	102	97	110
00	17	9	5	5	7	13	50	87	66	92	91	112
Hr Total	96	40	25	23	23	37	125	234	325	383	364	436

End Time	12	13	14	15	16	17	18	19	20	21	22	23
15	103	121	132	195	242	300	223	123	75	77	51	27
30	135	124	145	176	217	263	160	93	74	55	36	30
45	152	135	150	190	268	278	135	92	77	46	30	25
00	133	129	125	232	235	202	108	87	57	43	34	23
Hr Total	523	509	552	793	962	1043	626	395	283	221	151	105

24 Hour Total : 8274
 AM peak hour begins : 11:30 AM peak volume : 460 Peak hour factor : 0.76
 PM peak hour begins : 16:45 PM peak volume : 1076 Peak hour factor : 0.90

Mar 12 Southbound Volume for Lane 2

End Time	00	01	02	03	04	05	06	07	08	09	10	11
15	21	8	7	5	4	8	41	157	326	281	159	140
30	13	5	7	6	4	17	69	184	319	240	160	131
45	10	7	7	7	4	25	103	273	327	183	157	139
00	16	11	7	8	10	45	159	285	334	184	150	132
Hr Total	60	31	28	26	22	95	372	899	1306	888	626	542

End Time	12	13	14	15	16	17	18	19	20	21	22	23
15	145	114	133	151	139	125	101	63	85	60	28	35
30	158	139	118	126	122	113	118	68	67	42	35	37
45	150	136	147	130	137	104	84	81	57	40	36	28
00	153	117	129	140	107	123	94	71	55	34	56	30
Hr Total	606	506	527	547	505	465	397	283	264	176	155	130

24 Hour Total : 9456
 AM peak hour begins : 08:00 AM peak volume : 1306 Peak hour factor : 0.98
 PM peak hour begins : 12:00 PM peak volume : 606 Peak hour factor : 0.96

Traffic Survey Specialists, Inc. 624 Gardenia Terrace
 Delray Beach, Florida 33444 Phone (561) 272-3255
 Volume Report with 24 Hour Totals

Data File : D0312025.PRN
 Station : 000000031011
 Identification : 000058410116 Interval : 15 minutes
 Start date : Mar 12, 09 Start time : 00:00
 Stop date : Mar 12, 09 Stop time : 24:00
 City/Town : Miami, Florida County : Dade
 Location : N Miami Avenue North of N 30 Street

Mar 12 Total Volume for All Lanes

End Time	00	01	02	03	04	05	06	07	08	09	10	11
15	55	21	15	13	7	18	63	202	429	384	240	246
30	35	15	11	12	9	26	91	234	390	326	255	239
45	33	15	15	11	12	30	134	325	412	285	254	249
00	33	20	12	13	17	58	209	372	400	276	241	244
Hr Total	156	71	53	49	45	132	497	1133	1631	1271	990	978

End Time	12	13	14	15	16	17	18	19	20	21	22	23
15	248	235	265	346	381	425	324	186	160	137	79	62
30	293	263	263	302	339	376	278	161	141	97	71	67
45	302	271	297	320	405	382	219	173	134	86	66	53
00	286	246	254	372	342	325	202	158	112	77	90	53
Hr Total	1129	1015	1079	1340	1467	1508	1023	678	547	397	306	235

24 Hour Total : 17730
 AM peak hour begins : 08:00 AM peak volume : 1631 Peak hour factor : 0.95
 PM peak hour begins : 16:30 PM peak volume : 1548 Peak hour factor : 0.91

Traffic Survey Specialists, Inc. 624 Gardenia Terrace
 Delray Beach, Florida 33444 Phone (561) 272-3255
 Volume Report with 24 Hour Totals

 Data File : D0311047.PRN
 Station : 000000031015
 Identification : 000110252046 Interval : 15 minutes
 Start date : Mar 11, 09 Start time : 00:00
 Stop date : Mar 11, 09 Stop time : 24:00
 City/Town : Miami, Florida County : Dade
 Location : N Miami Avenue North of N 21 Street

Mar 11 Northbound Volume for Lane 1

End Time	00	01	02	03	04	05	06	07	08	09	10	11
15	19	7	2	5	2	4	12	38	67	55	55	56
30	10	6	3	3	1	1	11	28	47	53	54	65
45	9	3	2	2	8	5	9	46	46	60	56	56
00	3	6	0	3	1	6	25	63	56	57	45	75
Hr Total	41	22	7	13	12	16	57	175	216	225	210	252

End Time	12	13	14	15	16	17	18	19	20	21	22	23
15	101	69	79	110	136	176	144	73	44	66	22	35
30	82	79	86	108	127	207	111	63	48	26	32	24
45	77	90	92	123	211	177	75	52	30	26	41	25
00	70	87	88	146	178	153	71	42	37	36	35	28
Hr Total	330	325	345	487	652	713	401	230	159	154	130	112

24 Hour Total : 5284
 AM peak hour begins : 11:30 AM peak volume : 314 Peak hour factor : 0.78
 PM peak hour begins : 16:30 PM peak volume : 772 Peak hour factor : 0.91

Mar 11 Southbound Volume for Lane 2

End Time	00	01	02	03	04	05	06	07	08	09	10	11
15	15	8	6	4	2	6	37	112	246	244	115	77
30	10	10	3	2	3	12	46	157	222	154	95	79
45	17	3	1	5	1	15	69	219	263	149	99	76
00	5	12	6	1	10	39	99	302	292	127	103	92
Hr Total	47	33	16	12	16	72	251	790	1023	674	412	324

End Time	12	13	14	15	16	17	18	19	20	21	22	23
15	91	85	97	104	88	93	104	83	52	26	32	36
30	88	80	83	109	89	103	73	66	38	35	31	36
45	108	100	108	107	97	87	85	60	33	34	47	12
00	95	97	101	87	110	89	77	57	32	36	44	23
Hr Total	382	362	389	407	384	372	339	266	155	131	154	107

24 Hour Total : 7118
 AM peak hour begins : 07:45 AM peak volume : 1033 Peak hour factor : 0.86
 PM peak hour begins : 14:30 PM peak volume : 422 Peak hour factor : 0.97

Traffic Survey Specialists, Inc. 624 Gardenia Terrace
 Delray Beach, Florida 33444 Phone (561) 272-3255
 Volume Report with 24 Hour Totals

Data File : D0311047.PRN
 Station : 000000031015
 Identification : 000110252046 Interval : 15 minutes
 Start date : Mar 11, 09 Start time : 00:00
 Stop date : Mar 11, 09 Stop time : 24:00
 City/Town : Miami, Florida County : Dade
 Location : N Miami Avenue North of N 21 Street

Mar 11 Total Volume for All Lanes

End Time	00	01	02	03	04	05	06	07	08	09	10	11
15	34	15	8	9	4	10	49	150	313	299	170	133
30	20	16	6	5	4	13	57	185	269	207	149	144
45	26	6	3	7	9	20	78	265	309	209	155	132
00	8	18	6	4	11	45	124	365	348	184	148	167
Hr Total	88	55	23	25	28	88	308	965	1239	899	622	576

End Time	12	13	14	15	16	17	18	19	20	21	22	23
15	192	154	176	214	224	269	248	156	96	92	54	71
30	170	159	169	217	216	310	184	129	86	61	63	60
45	185	190	200	230	308	264	160	112	63	60	88	37
00	165	184	189	233	288	242	148	99	69	72	79	51
Hr Total	712	687	734	894	1036	1085	740	496	314	285	284	219

24 Hour Total : 12402
 AM peak hour begins : 07:45 AM peak volume : 1256 Peak hour factor : 0.86
 PM peak hour begins : 16:30 PM peak volume : 1175 Peak hour factor : 0.95

Traffic Survey Specialists, Inc. 624 Gardenia Terrace
 Delray Beach, Florida 33444 Phone (561) 272-3255
 Volume Report with 24 Hour Totals

 Data File : D0312047.PRN
 Station : 000000031015
 Identification : 000110252046 Interval : 15 minutes
 Start date : Mar 12, 09 Start time : 00:00
 Stop date : Mar 12, 09 Stop time : 24:00
 City/Town : Miami, Florida County : Dade
 Location : N Miami Avenue North of N 21 Street

Mar 12 Northbound Volume for Lane 1

End Time	00	01	02	03	04	05	06	07	08	09	10	11
15	31	0	3	3	3	4	15	36	70	64	58	58
30	13	5	2	5	0	3	15	39	50	55	56	69
45	14	0	4	1	10	3	21	41	41	65	56	68
00	10	5	2	2	3	4	23	65	51	66	55	77
Hr Total	68	10	11	11	16	14	74	181	212	250	225	272

End Time	12	13	14	15	16	17	18	19	20	21	22	23
15	75	92	87	112	142	188	120	66	38	30	30	16
30	87	68	91	91	143	206	110	51	31	34	17	23
45	99	68	84	126	221	173	73	61	39	36	26	14
00	72	77	73	140	170	134	67	43	35	30	27	15
Hr Total	333	305	335	469	676	701	370	221	143	130	100	68

24 Hour Total : 5195
 AM peak hour begins : 11:30 AM peak volume : 307 Peak hour factor : 0.78
 PM peak hour begins : 16:30 PM peak volume : 785 Peak hour factor : 0.89

Mar 12 Southbound Volume for Lane 2

End Time	00	01	02	03	04	05	06	07	08	09	10	11
15	19	12	4	5	5	7	26	95	290	224	117	83
30	16	8	4	4	5	11	35	143	266	161	104	85
45	17	10	4	6	3	13	77	208	271	160	110	85
00	9	8	3	4	3	29	100	251	270	127	108	91
Hr Total	61	38	15	19	16	60	238	697	1097	672	439	344

End Time	12	13	14	15	16	17	18	19	20	21	22	23
15	113	72	99	98	97	78	72	57	67	50	27	27
30	120	93	80	82	72	99	87	49	53	30	25	35
45	116	86	86	86	109	73	67	56	38	32	26	27
00	106	84	92	111	75	113	55	53	41	25	44	19
Hr Total	455	335	357	377	353	363	281	215	199	137	122	108

24 Hour Total : 6998
 AM peak hour begins : 08:00 AM peak volume : 1097 Peak hour factor : 0.95
 PM peak hour begins : 12:00 PM peak volume : 455 Peak hour factor : 0.95

Traffic Survey Specialists, Inc. 624 Gardenia Terrace
 Delray Beach, Florida 33444 Phone (561) 272-3255
 Volume Report with 24 Hour Totals

Data File : D0312047.PRN
 Station : 000000031015
 Identification : 000110252046 Interval : 15 minutes
 Start date : Mar 12, 09 Start time : 00:00
 Stop date : Mar 12, 09 Stop time : 24:00
 City/Town : Miami, Florida County : Dade
 Location : N Miami Avenue North of N 21 Street

Mar 12 Total Volume for All Lanes

End Time	00	01	02	03	04	05	06	07	08	09	10	11
15	50	12	7	8	8	11	41	131	360	288	175	141
30	29	13	6	9	5	14	50	182	316	216	160	154
45	31	10	8	7	13	16	98	249	312	225	166	153
00	19	13	5	6	6	33	123	316	321	193	163	168
Hr Total	129	48	26	30	32	74	312	878	1309	922	664	616

End Time	12	13	14	15	16	17	18	19	20	21	22	23
15	188	164	186	210	239	266	192	123	105	80	57	43
30	207	161	171	173	215	305	197	100	84	64	42	58
45	215	154	170	212	330	246	140	117	77	68	52	41
00	178	161	165	251	245	247	122	96	76	55	71	34
Hr Total	788	640	692	846	1029	1064	651	436	342	267	222	176

24 Hour Total : 12193
 AM peak hour begins : 08:00 AM peak volume : 1309 Peak hour factor : 0.91
 PM peak hour begins : 16:30 PM peak volume : 1146 Peak hour factor : 0.87

Traffic Survey Specialists, Inc. 624 Gardenia Terrace
 Delray Beach, Florida 33444 Phone (561) 272-3255
 Volume Report with 24 Hour Totals

Data File : D0312014.PRN
 Station : 000000031022
 Identification : 000110252088 Interval : 15 minutes
 Start date : Mar 12, 09 Start time : 00:00
 Stop date : Mar 12, 09 Stop time : 24:00
 City/Town : Miami, Florida County : Dade
 Location : N Miami Avenue North of N 2 Street

Mar 12 Southbound Volume

End Time	00	01	02	03	04	05	06	07	08	09	10	11
15	11	2	8	6	3	7	8	56	104	170	86	74
30	10	6	3	5	5	3	20	75	157	95	80	68
45	7	3	2	5	3	8	23	54	131	108	90	70
00	8	5	5	5	3	16	34	74	141	114	88	82
Hr Total	36	16	18	21	14	34	85	259	533	487	344	294

End Time	12	13	14	15	16	17	18	19	20	21	22	23
15	65	89	82	78	82	109	90	50	34	34	28	20
30	87	83	86	80	85	61	91	48	37	20	17	16
45	74	96	95	96	75	71	49	49	32	14	14	17
00	89	80	64	89	72	80	48	35	25	17	13	14
Hr Total	315	348	327	343	314	321	278	182	128	85	72	67

24 Hour Total : 4921
 AM peak hour begins : 08:15 AM peak volume : 599 Peak hour factor : 0.88
 PM peak hour begins : 12:45 PM peak volume : 357 Peak hour factor : 0.93

Data File : D0311014.PRN
 Station : 000000031022
 Identification : 000110252088 Interval : 15 minutes
 Start date : Mar 11, 09 Start time : 00:00
 Stop date : Mar 11, 09 Stop time : 24:00
 City/Town : Miami, Florida County : Dade
 Location : N Miami Avenue North of N 2 Street

Mar 11 Southbound Volume

End Time	00	01	02	03	04	05	06	07	08	09	10	11
15	14	5	4	2	4	3	11	63	113	158	99	81
30	10	4	2	3	0	4	21	83	125	123	92	76
45	11	8	2	2	3	8	22	84	144	131	92	75
00	8	8	2	4	1	9	31	97	166	109	98	93
Hr Total	43	25	10	11	8	24	85	327	548	521	381	325

End Time	12	13	14	15	16	17	18	19	20	21	22	23
15	70	96	90	82	59	77	75	65	33	48	47	33
30	98	99	84	80	77	93	70	54	34	15	193	8
45	85	94	90	78	57	107	85	62	36	20	179	17
00	102	80	77	82	89	92	50	42	24	20	73	10
Hr Total	355	369	341	322	282	369	280	223	127	103	492	68

24 Hour Total : 5639
 AM peak hour begins : 08:15 AM peak volume : 593 Peak hour factor : 0.89
 PM peak hour begins : 22:00 PM peak volume : 492 Peak hour factor : 0.64

Traffic Survey Specialists, Inc. 624 Gardenia Terrace
 Delray Beach, Florida 33444 Phone (561) 272-3255
 Volume Report with 24 Hour Totals

Data File : D0317017.PRN
 Station : 000000031606
 Identification : 009841110007 Interval : 15 minutes
 Start date : Mar 17, 09 Start time : 00:00
 Stop date : Mar 17, 09 Stop time : 24:00
 City/Town : Miami, Florida County : Dade
 Location : S Miami Avenue South of SW 4 Street

Mar 17 Northbound Volume for Lane 1

End Time	00	01	02	03	04	05	06	07	08	09	10	11
15	21	15	12	8	2	8	17	54	99	88	64	77
30	30	11	3	6	5	8	21	69	123	93	58	81
45	18	6	9	4	3	4	32	77	126	83	90	62
00	16	5	10	10	3	17	41	87	141	82	76	75
Hr Total	85	37	34	28	13	37	111	287	489	346	288	295

End Time	12	13	14	15	16	17	18	19	20	21	22	23
15	100	81	89	120	103	166	214	97	66	67	48	54
30	92	85	103	81	104	164	151	91	58	54	57	41
45	75	83	85	90	117	168	129	79	57	64	53	47
00	79	83	93	83	119	78	84	72	55	42	43	46
Hr Total	346	332	370	374	443	576	578	339	236	227	201	188

24 Hour Total : 6260
 AM peak hour begins : 08:00 AM peak volume : 489 Peak hour factor : 0.87
 PM peak hour begins : 17:15 PM peak volume : 624 Peak hour factor : 0.73

Mar 17 Southbound Volume for Lane 2

End Time	00	01	02	03	04	05	06	07	08	09	10	11
15	26	10	9	5	5	2	16	35	97	124	94	85
30	22	12	2	3	2	2	17	48	102	105	61	73
45	14	7	11	2	5	8	25	60	106	110	130	89
00	10	3	5	4	6	22	35	56	136	102	89	89
Hr Total	72	32	27	14	18	34	93	199	441	441	374	336

End Time	12	13	14	15	16	17	18	19	20	21	22	23
15	89	79	80	99	110	128	233	98	59	53	57	33
30	89	70	75	73	99	162	147	90	49	46	31	36
45	82	90	86	72	111	148	155	78	45	57	38	31
00	73	73	91	80	96	77	107	71	57	38	38	27
Hr Total	333	312	332	324	416	515	642	337	210	194	164	127

24 Hour Total : 5987
 AM peak hour begins : 08:45 AM peak volume : 475 Peak hour factor : 0.87
 PM peak hour begins : 18:00 PM peak volume : 642 Peak hour factor : 0.69

Traffic Survey Specialists, Inc. 624 Gardenia Terrace
 Delray Beach, Florida 33444 Phone (561) 272-3255
 Volume Report with 24 Hour Totals

Data File : D0317017.PRN
 Station : 000000031606
 Identification : 009841110007 Interval : 15 minutes
 Start date : Mar 17, 09 Start time : 00:00
 Stop date : Mar 17, 09 Stop time : 24:00
 City/Town : Miami, Florida County : Dade
 Location : S Miami Avenue South of SW 4 Street

Mar 17 Total Volume for All Lanes

End Time	00	01	02	03	04	05	06	07	08	09	10	11
15	47	25	21	13	7	10	33	89	196	212	158	162
30	52	23	5	9	7	10	38	117	225	198	119	154
45	32	13	20	6	8	12	57	137	232	193	220	151
00	26	8	15	14	9	39	76	143	277	184	165	164
Hr Total	157	69	61	42	31	71	204	486	930	787	662	631

End Time	12	13	14	15	16	17	18	19	20	21	22	23
15	189	160	169	219	213	294	447	195	125	120	105	87
30	181	155	178	154	203	326	298	181	107	100	88	77
45	157	173	171	162	228	316	284	157	102	121	91	78
00	152	156	184	163	215	155	191	143	112	80	81	73
Hr Total	679	644	702	698	859	1091	1220	676	446	421	365	315

24 Hour Total : 12247
 AM peak hour begins : 08:15 AM peak volume : 946 Peak hour factor : 0.85
 PM peak hour begins : 17:15 PM peak volume : 1244 Peak hour factor : 0.70

Traffic Survey Specialists, Inc. 624 Gardenia Terrace
 Delray Beach, Florida 33444 Phone (561) 272-3255
 Volume Report with 24 Hour Totals

Data File : D0318028.PRN
 Station : 000000031606
 Identification : 009841110007 Interval : 15 minutes
 Start date : Mar 18, 09 Start time : 00:00
 Stop date : Mar 18, 09 Stop time : 24:00
 City/Town : Miami, Florida County : Dade
 Location : S Miami Avenue South of SW 4 Street

Mar 18 Northbound Volume for Lane 1

End Time	00	01	02	03	04	05	06	07	08	09	10	11
15	47	25	12	11	4	2	19	52	104	107	72	69
30	42	20	18	16	9	6	24	59	111	90	70	64
45	25	14	17	4	5	8	35	63	118	102	64	79
00	26	14	10	9	7	17	43	92	112	74	67	95
Hr Total	140	73	57	40	25	33	121	266	445	373	273	307

End Time	12	13	14	15	16	17	18	19	20	21	22	23
15	76	117	95	108	106	209	149	126	55	54	59	42
30	99	85	101	90	114	181	113	83	68	43	58	43
45	79	90	81	122	108	208	118	109	77	51	45	34
00	77	96	95	109	97	179	86	70	48	55	45	34
Hr Total	331	388	372	429	425	777	466	388	248	203	207	153

24 Hour Total : 6540
 AM peak hour begins : 08:15 AM peak volume : 448 Peak hour factor : 0.95
 PM peak hour begins : 17:00 PM peak volume : 777 Peak hour factor : 0.93

Mar 18 Southbound Volume for Lane 2

End Time	00	01	02	03	04	05	06	07	08	09	10	11
15	37	9	9	6	11	5	13	28	69	118	93	78
30	29	15	11	8	2	10	12	33	105	127	96	80
45	13	9	4	6	2	8	26	37	126	113	82	87
00	25	11	7	3	6	15	38	69	139	101	78	102
Hr Total	104	44	31	23	21	38	89	167	439	459	349	347

End Time	12	13	14	15	16	17	18	19	20	21	22	23
15	101	88	89	83	92	169	148	135	66	58	40	26
30	101	83	78	73	116	132	117	93	53	42	38	26
45	64	93	90	90	122	160	117	79	54	56	29	24
00	80	76	78	103	56	142	82	73	42	37	40	23
Hr Total	346	340	335	349	386	603	464	380	215	193	147	99

24 Hour Total : 5968
 AM peak hour begins : 08:30 AM peak volume : 510 Peak hour factor : 0.92
 PM peak hour begins : 17:00 PM peak volume : 603 Peak hour factor : 0.89

Traffic Survey Specialists, Inc. 624 Gardenia Terrace
 Delray Beach, Florida 33444 Phone (561) 272-3255
 Volume Report with 24 Hour Totals

Data File : D0318028.PRN
 Station : 000000031606
 Identification : 009841110007 Interval : 15 minutes
 Start date : Mar 18, 09 Start time : 00:00
 Stop date : Mar 18, 09 Stop time : 24:00
 City/Town : Miami, Florida County : Dade
 Location : S Miami Avenue South of SW 4 Street

Mar 18 Total Volume for All Lanes

End Time	00	01	02	03	04	05	06	07	08	09	10	11
15	84	34	21	17	15	7	32	80	173	225	165	147
30	71	35	29	24	11	16	36	92	216	217	166	144
45	38	23	21	10	7	16	61	100	244	215	146	166
00	51	25	17	12	13	32	81	161	251	175	145	197
Hr Total	244	117	88	63	46	71	210	433	884	832	622	654

End Time	12	13	14	15	16	17	18	19	20	21	22	23
15	177	205	184	191	198	378	297	261	121	112	99	68
30	200	168	179	163	230	313	230	176	121	85	96	69
45	143	183	171	212	230	368	235	188	131	107	74	58
00	157	172	173	212	153	321	168	143	90	92	85	57
Hr Total	677	728	707	778	811	1380	930	768	463	396	354	252

24 Hour Total : 12508
 AM peak hour begins : 08:30 AM peak volume : 937 Peak hour factor : 0.93
 PM peak hour begins : 17:00 PM peak volume : 1380 Peak hour factor : 0.91

Traffic Survey Specialists, Inc. 624 Gardenia Terrace
 Delray Beach, Florida 33444 Phone (561) 272-3255
 Volume Report with 24 Hour Totals

 Data File : D0317010.PRN
 Station : 000000031605
 Identification : 009841110115 Interval : 15 minutes
 Start date : Mar 17, 09 Start time : 00:00
 Stop date : Mar 17, 09 Stop time : 24:00
 City/Town : Miami, Florida County : Dade
 Location : S Miami Avenue South of SW 8 Street

Mar 17 Northbound Volume

End Time	00	01	02	03	04	05	06	07	08	09	10	11
15	27	20	11	17	7	1	13	72	115	108	90	123
30	38	13	11	5	5	3	20	68	123	126	95	118
45	21	15	7	10	5	6	42	96	136	99	121	110
00	17	11	9	4	4	16	54	90	119	103	106	112
Hr Total	103	59	38	36	21	26	129	326	493	436	412	463

End Time	12	13	14	15	16	17	18	19	20	21	22	23
15	135	121	134	153	164	198	215	109	70	73	74	77
30	120	128	139	128	118	196	140	116	56	87	79	61
45	115	138	146	156	139	179	129	107	80	75	61	73
00	122	145	151	123	144	155	101	87	70	86	62	55
Hr Total	492	532	570	560	565	728	585	419	276	321	276	266

24 Hour Total : 8132
 AM peak hour begins : 08:00 AM peak volume : 493 Peak hour factor : 0.91
 PM peak hour begins : 17:15 PM peak volume : 745 Peak hour factor : 0.87

Traffic Survey Specialists, Inc. 624 Gardenia Terrace
 Delray Beach, Florida 33444 Phone (561) 272-3255
 Volume Report with 24 Hour Totals

 Data File : D0318017.PRN
 Station : 000000031605
 Identification : 009841110115 Interval : 15 minutes
 Start date : Mar 18, 09 Start time : 00:00
 Stop date : Mar 18, 09 Stop time : 24:00
 City/Town : Miami, Florida County : Dade
 Location : S Miami Avenue South of SW 8 Street

Mar 18 Northbound Volume

End Time	00	01	02	03	04	05	06	07	08	09	10	11
15	63	36	14	12	10	6	15	56	108	126	103	101
30	52	23	20	7	9	7	24	69	109	103	81	91
45	33	26	13	12	3	10	40	80	123	114	98	111
00	21	14	13	6	11	9	47	104	112	90	83	122
Hr Total	169	99	60	37	33	32	126	309	452	433	365	425

End Time	12	13	14	15	16	17	18	19	20	21	22	23
15	120	144	162	153	157	186	163	134	95	84	85	58
30	135	119	133	145	121	180	155	112	92	55	81	74
45	122	125	128	148	129	205	136	106	88	80	66	60
00	140	125	130	136	150	171	137	96	64	77	58	48
Hr Total	517	513	553	582	557	742	591	448	339	296	290	240

24 Hour Total : 8208
 AM peak hour begins : 11:30 AM peak volume : 488 Peak hour factor : 0.90
 PM peak hour begins : 17:00 PM peak volume : 742 Peak hour factor : 0.90

Traffic Survey Specialists, Inc. 624 Gardenia Terrace
 Delray Beach, Florida 33444 Phone (561) 272-3255
 Volume Report with 24 Hour Totals

 Data File : D0325001.PRN
 Station : 000000032404
 Identification : 000058410087 Interval : 15 minutes
 Start date : Mar 25, 09 Start time : 00:00
 Stop date : Mar 25, 09 Stop time : 24:00
 City/Town : Miami, Florida County : Dade
 Location : NE 1 Avenue North of NE 2 Street

Mar 25 Northbound Volume

End Time	00	01	02	03	04	05	06	07	08	09	10	11
15	16	6	9	2	1	8	17	85	124	148	102	152
30	18	8	6	4	5	15	25	79	109	113	135	174
45	10	8	5	3	1	11	45	90	125	144	114	140
00	10	7	6	4	4	27	77	167	138	141	158	138

Hr Total 54 29 26 13 11 61 164 421 496 546 509 604

End Time	12	13	14	15	16	17	18	19	20	21	22	23
15	128	131	119	131	128	200	148	77	49	54	31	20
30	130	143	121	113	146	215	140	77	45	24	29	37
45	146	131	101	88	134	166	116	89	55	8	21	17
00	123	144	143	120	147	179	120	54	62	19	33	28

Hr Total 527 549 484 452 555 760 524 297 211 105 114 102

24 Hour Total : 7614
 AM peak hour begins : 10:45 AM peak volume : 624 Peak hour factor : 0.90
 PM peak hour begins : 17:00 PM peak volume : 760 Peak hour factor : 0.88

Traffic Survey Specialists, Inc. 624 Gardenia Terrace
 Delray Beach, Florida 33444 Phone (561) 272-3255
 Volume Report with 24 Hour Totals

 Data File : D0326001.PRN
 Station : 000000032404
 Identification : 000058410087 Interval : 15 minutes
 Start date : Mar 26, 09 Start time : 00:00
 Stop date : Mar 26, 09 Stop time : 24:00
 City/Town : Miami, Florida County : Dade
 Location : NE 1 Avenue North of NE 2 Street

Mar 26 Northbound Volume

End Time	00	01	02	03	04	05	06	07	08	09	10	11
15	17	13	6	5	8	12	16	79	143	131	150	123
30	8	17	10	10	10	14	23	81	119	148	118	150
45	14	19	15	12	9	10	60	100	163	178	131	156
00	14	7	19	9	9	29	59	126	138	143	184	158
Hr Total	53	56	50	36	36	65	158	386	563	600	583	587

End Time	12	13	14	15	16	17	18	19	20	21	22	23
15	133	149	122	103	142	162	90	101	84	48	51	33
30	131	155	137	131	150	190	125	79	53	48	50	37
45	133	144	109	128	155	191	101	101	49	80	40	34
00	105	129	126	132	134	164	108	62	65	58	38	52
Hr Total	502	577	494	494	581	707	424	343	251	234	179	156

24 Hour Total : 8115
 AM peak hour begins : 09:15 AM peak volume : 619 Peak hour factor : 0.87
 PM peak hour begins : 17:00 PM peak volume : 707 Peak hour factor : 0.93

Traffic Survey Specialists, Inc. 624 Gardenia Terrace
 Delray Beach, Florida 33444 Phone (561) 272-3255
 Volume Report with 24 Hour Totals

Data File : D0311008.PRN
 Station : 000000031002
 Identification : 000110252095 Interval : 15 minutes
 Start date : Mar 11, 09 Start time : 00:00
 Stop date : Mar 11, 09 Stop time : 24:00
 City/Town : Miami, Florida County : Dade
 Location : NE 2 Avenue South of NE 46 Street

Mar 11 Northbound Volume for Lane 1

End Time	00	01	02	03	04	05	06	07	08	09	10	11
15	11	11	11	0	4	6	12	30	59	38	38	43
30	15	11	3	7	4	2	9	33	51	30	48	52
45	20	13	6	5	0	10	17	35	53	49	43	49
00	15	4	4	2	1	8	31	46	37	39	41	57
Hr Total	61	39	24	14	9	26	69	144	200	156	170	201

End Time	12	13	14	15	16	17	18	19	20	21	22	23
15	80	72	61	78	94	104	116	59	43	27	30	27
30	90	71	95	79	91	111	115	69	51	32	34	29
45	66	63	66	81	96	120	88	56	55	18	32	19
00	62	63	90	114	95	127	56	50	45	31	23	18
Hr Total	298	269	312	352	376	462	375	234	194	108	119	93

24 Hour Total : 4305
 AM peak hour begins : 11:30 AM peak volume : 276 Peak hour factor : 0.77
 PM peak hour begins : 17:30 PM peak volume : 478 Peak hour factor : 0.94

Mar 11 Southbound Volume for Lane 2

End Time	00	01	02	03	04	05	06	07	08	09	10	11
15	12	9	8	6	2	7	15	57	125	131	82	75
30	7	5	3	1	2	10	19	84	147	105	72	70
45	10	10	7	2	1	7	31	110	167	90	66	69
00	11	13	1	2	6	15	53	134	160	84	66	85
Hr Total	40	37	19	11	11	39	118	385	599	410	286	299

End Time	12	13	14	15	16	17	18	19	20	21	22	23
15	75	75	78	75	71	86	73	69	55	42	24	14
30	58	76	58	89	77	72	61	51	45	32	28	24
45	55	58	84	80	67	56	77	55	43	36	31	18
00	75	80	79	85	76	67	44	47	47	35	24	12
Hr Total	263	289	299	329	291	281	255	222	190	145	107	68

24 Hour Total : 4993
 AM peak hour begins : 08:15 AM peak volume : 605 Peak hour factor : 0.91
 PM peak hour begins : 15:00 PM peak volume : 329 Peak hour factor : 0.92

Traffic Survey Specialists, Inc. 624 Gardenia Terrace
 Delray Beach, Florida 33444 Phone (561) 272-3255
 Volume Report with 24 Hour Totals

Data File : D0311008.PRN
 Station : 000000031002
 Identification : 000110252095 Interval : 15 minutes
 Start date : Mar 11, 09 Start time : 00:00
 Stop date : Mar 11, 09 Stop time : 24:00
 City/Town : Miami, Florida County : Dade
 Location : NE 2 Avenue South of NE 46 Street

Mar 11 Total Volume for All Lanes

End Time	00	01	02	03	04	05	06	07	08	09	10	11
15	23	20	19	6	6	13	27	87	184	169	120	118
30	22	16	6	8	6	12	28	117	198	135	120	122
45	30	23	13	7	1	17	48	145	220	139	109	118
00	26	17	5	4	7	23	84	180	197	123	107	142
Hr Total	101	76	43	25	20	65	187	529	799	566	456	500

End Time	12	13	14	15	16	17	18	19	20	21	22	23
15	155	147	139	153	165	190	189	128	98	69	54	41
30	148	147	153	168	168	183	176	120	96	64	62	53
45	121	121	150	161	163	176	165	111	98	54	63	37
00	137	143	169	199	171	194	100	97	92	66	47	30
Hr Total	561	558	611	681	667	743	630	456	384	253	226	161

24 Hour Total : 9298
 AM peak hour begins : 08:00 AM peak volume : 799 Peak hour factor : 0.91
 PM peak hour begins : 17:00 PM peak volume : 743 Peak hour factor : 0.96

Traffic Survey Specialists, Inc. 624 Gardenia Terrace
 Delray Beach, Florida 33444 Phone (561) 272-3255
 Volume Report with 24 Hour Totals

 Data File : D0312008.PRN
 Station : 000000031002
 Identification : 000110252095 Interval : 15 minutes
 Start date : Mar 12, 09 Start time : 00:00
 Stop date : Mar 12, 09 Stop time : 24:00
 City/Town : Miami, Florida County : Dade
 Location : NE 2 Avenue South of NE 46 Street

Mar 12 Northbound Volume for Lane 1

End Time	00	01	02	03	04	05	06	07	08	09	10	11
15	19	11	4	4	6	3	15	30	66	37	42	32
30	16	5	5	5	5	8	13	38	40	33	45	56
45	16	9	2	1	2	11	22	44	62	52	45	51
00	10	3	4	7	3	13	23	50	42	41	43	57
Hr Total	61	28	15	17	16	35	73	162	210	163	175	196

End Time	12	13	14	15	16	17	18	19	20	21	22	23
15	72	64	69	69	98	107	101	62	60	38	27	28
30	80	78	76	86	78	118	97	56	46	43	23	24
45	66	71	69	95	93	124	69	53	37	35	23	34
00	84	56	73	94	86	109	63	61	54	39	29	28
Hr Total	302	269	287	344	355	458	330	232	197	155	102	114

24 Hour Total : 4296
 AM peak hour begins : 11:30 AM peak volume : 260 Peak hour factor : 0.81
 PM peak hour begins : 17:00 PM peak volume : 458 Peak hour factor : 0.92

Mar 12 Southbound Volume for Lane 2

End Time	00	01	02	03	04	05	06	07	08	09	10	11
15	10	11	2	1	4	4	16	56	138	132	105	80
30	18	9	4	1	4	9	24	61	140	110	67	60
45	14	7	1	4	2	13	31	118	164	100	68	54
00	15	0	4	2	7	21	56	150	164	94	57	61
Hr Total	57	27	11	8	17	47	127	385	606	436	297	255

End Time	12	13	14	15	16	17	18	19	20	21	22	23
15	71	80	89	88	72	72	74	53	57	36	25	11
30	75	74	75	77	77	89	60	55	40	33	33	27
45	53	69	71	84	64	76	59	54	50	49	27	15
00	72	67	76	92	86	58	61	39	33	38	22	11
Hr Total	271	290	311	341	299	295	254	201	180	156	107	64

24 Hour Total : 5042
 AM peak hour begins : 08:00 AM peak volume : 606 Peak hour factor : 0.92
 PM peak hour begins : 15:00 PM peak volume : 341 Peak hour factor : 0.93

Traffic Survey Specialists, Inc. 624 Gardenia Terrace
 Delray Beach, Florida 33444 Phone (561) 272-3255
 Volume Report with 24 Hour Totals

Data File : D0312008.PRN
 Station : 000000031002
 Identification : 000110252095 Interval : 15 minutes
 Start date : Mar 12, 09 Start time : 00:00
 Stop date : Mar 12, 09 Stop time : 24:00
 City/Town : Miami, Florida County : Dade
 Location : NE 2 Avenue South of NE 46 Street

Mar 12 Total Volume for All Lanes

End Time	00	01	02	03	04	05	06	07	08	09	10	11
15	29	22	6	5	10	7	31	86	204	169	147	112
30	34	14	9	6	9	17	37	99	180	143	112	116
45	30	16	3	5	4	24	53	162	226	152	113	105
00	25	3	8	9	10	34	79	200	206	135	100	118
Hr Total	118	55	26	25	33	82	200	547	816	599	472	451

End Time	12	13	14	15	16	17	18	19	20	21	22	23
15	143	144	158	157	170	179	175	115	117	74	52	39
30	155	152	151	163	155	207	157	111	86	76	56	51
45	119	140	140	179	157	200	128	107	87	84	50	49
00	156	123	149	186	172	167	124	100	87	77	51	39
Hr Total	573	559	598	685	654	753	584	433	377	311	209	178

24 Hour Total : 9338
 AM peak hour begins : 08:00 AM peak volume : 816 Peak hour factor : 0.90
 PM peak hour begins : 16:45 PM peak volume : 758 Peak hour factor : 0.92

Traffic Survey Specialists, Inc. 624 Gardenia Terrace
 Delray Beach, Florida 33444 Phone (561) 272-3255
 Volume Report with 24 Hour Totals

 Data File : D0311044.PRN
 Station : 000000031009
 Identification : 000058410100 Interval : 15 minutes
 Start date : Mar 11, 09 Start time : 00:00
 Stop date : Mar 11, 09 Stop time : 24:00
 City/Town : Miami, Florida County : Dade
 Location : NE 2 Avenue North of NE 36 Street

Mar 11 Northbound Volume for Lane 1

End Time	00	01	02	03	04	05	06	07	08	09	10	11
15	3	7	6	2	2	5	12	29	49	45	38	45
30	14	9	5	4	0	2	9	26	32	44	40	46
45	19	4	3	2	0	8	13	25	43	61	44	49
00	12	3	3	0	1	3	25	34	29	48	49	58
Hr Total	48	23	17	8	3	18	59	114	153	198	171	198

End Time	12	13	14	15	16	17	18	19	20	21	22	23
15	67	62	70	61	71	92	88	51	36	19	20	29
30	71	77	67	65	74	99	81	54	44	24	27	23
45	66	56	56	92	73	96	63	40	42	19	25	18
00	72	53	65	77	93	87	40	46	25	31	16	13
Hr Total	276	248	258	295	311	374	272	191	147	93	88	83

24 Hour Total : 3646
 AM peak hour begins : 11:30 AM peak volume : 245 Peak hour factor : 0.86
 PM peak hour begins : 16:45 PM peak volume : 380 Peak hour factor : 0.96

Mar 11 Southbound Volume for Lane 2

End Time	00	01	02	03	04	05	06	07	08	09	10	11
15	15	9	13	12	4	4	12	50	105	118	72	66
30	13	6	4	2	0	9	20	68	116	83	67	48
45	10	6	6	4	0	8	22	101	131	65	52	73
00	9	15	5	1	2	13	38	119	138	87	76	77
Hr Total	47	36	28	19	6	34	92	338	490	353	267	264

End Time	12	13	14	15	16	17	18	19	20	21	22	23
15	79	87	65	85	63	93	82	51	52	41	28	17
30	64	100	81	86	64	70	85	60	39	29	35	23
45	84	82	78	75	72	65	74	49	37	39	32	25
00	79	85	72	74	62	71	52	34	39	35	35	19
Hr Total	306	354	296	320	261	299	293	194	167	144	130	84

24 Hour Total : 4822
 AM peak hour begins : 08:15 AM peak volume : 503 Peak hour factor : 0.91
 PM peak hour begins : 13:00 PM peak volume : 354 Peak hour factor : 0.88

Traffic Survey Specialists, Inc. 624 Gardenia Terrace
 Delray Beach, Florida 33444 Phone (561) 272-3255
 Volume Report with 24 Hour Totals

Data File : D0311044.PRN
 Station : 000000031009
 Identification : 000058410100 Interval : 15 minutes
 Start date : Mar 11, 09 Start time : 00:00
 Stop date : Mar 11, 09 Stop time : 24:00
 City/Town : Miami, Florida County : Dade
 Location : NE 2 Avenue North of NE 36 Street

Mar 11 Total Volume for All Lanes

End Time	00	01	02	03	04	05	06	07	08	09	10	11
15	18	16	19	14	6	9	24	79	154	163	110	111
30	27	15	9	6	0	11	29	94	148	127	107	94
45	29	10	9	6	0	16	35	126	174	126	96	122
00	21	18	8	1	3	16	63	153	167	135	125	135
Hr Total	95	59	45	27	9	52	151	452	643	551	438	462

End Time	12	13	14	15	16	17	18	19	20	21	22	23
15	146	149	135	146	134	185	170	102	88	60	48	46
30	135	177	148	151	138	169	166	114	83	53	62	46
45	150	138	134	167	145	161	137	89	79	58	57	43
00	151	138	137	151	155	158	92	80	64	66	51	32
Hr Total	582	602	554	615	572	673	565	385	314	237	218	167

24 Hour Total : 8468
 AM peak hour begins : 08:15 AM peak volume : 652 Peak hour factor : 0.94
 PM peak hour begins : 17:00 PM peak volume : 673 Peak hour factor : 0.91

Traffic Survey Specialists, Inc. 624 Gardenia Terrace
 Delray Beach, Florida 33444 Phone (561) 272-3255
 Volume Report with 24 Hour Totals

Data File : D0312044.PRN
 Station : 000000031009
 Identification : 000058410100 Interval : 15 minutes
 Start date : Mar 12, 09 Start time : 00:00
 Stop date : Mar 12, 09 Stop time : 24:00
 City/Town : Miami, Florida County : Dade
 Location : NE 2 Avenue North of NE 36 Street

Mar 12 Northbound Volume for Lane 1

End Time	00	01	02	03	04	05	06	07	08	09	10	11
15	12	4	2	3	5	6	8	21	51	40	44	31
30	13	6	3	2	4	2	8	27	37	44	31	47
45	8	5	4	0	2	3	14	36	43	46	42	62
00	3	1	1	4	2	11	22	38	46	49	37	69
Hr Total	36	16	10	9	13	22	52	122	177	179	154	209

End Time	12	13	14	15	16	17	18	19	20	21	22	23
15	53	51	76	73	77	84	99	41	40	38	33	28
30	82	68	63	79	75	95	76	51	36	34	24	11
45	57	60	70	96	76	101	64	43	37	24	13	21
00	69	50	68	98	83	92	39	52	39	38	19	19
Hr Total	261	229	277	346	311	372	278	187	152	134	89	79

24 Hour Total : 3714
 AM peak hour begins : 11:30 AM peak volume : 266 Peak hour factor : 0.81
 PM peak hour begins : 17:15 PM peak volume : 387 Peak hour factor : 0.96

Mar 12 Southbound Volume for Lane 2

End Time	00	01	02	03	04	05	06	07	08	09	10	11
15	15	5	1	2	1	3	17	40	122	112	86	53
30	13	6	5	0	0	5	16	52	115	94	52	79
45	7	7	1	4	0	10	27	108	133	84	72	55
00	11	1	1	2	1	14	39	110	159	86	57	63
Hr Total	46	19	8	8	2	32	99	310	529	376	267	250

End Time	12	13	14	15	16	17	18	19	20	21	22	23
15	69	93	94	79	87	85	82	51	59	39	39	29
30	83	84	79	68	70	86	70	61	48	40	29	24
45	60	82	87	88	63	78	63	51	52	52	34	21
00	82	78	88	93	90	69	64	42	35	40	25	21
Hr Total	294	337	348	328	310	318	279	205	194	171	127	95

24 Hour Total : 4952
 AM peak hour begins : 08:00 AM peak volume : 529 Peak hour factor : 0.83
 PM peak hour begins : 14:00 PM peak volume : 348 Peak hour factor : 0.93

Traffic Survey Specialists, Inc. 624 Gardenia Terrace
 Delray Beach, Florida 33444 Phone (561) 272-3255
 Volume Report with 24 Hour Totals

Data File : D0312044.PRN
 Station : 000000031009
 Identification : 000058410100 Interval : 15 minutes
 Start date : Mar 12, 09 Start time : 00:00
 Stop date : Mar 12, 09 Stop time : 24:00
 City/Town : Miami, Florida County : Dade
 Location : NE 2 Avenue North of NE 36 Street

Mar 12 Total Volume for All Lanes

End Time	00	01	02	03	04	05	06	07	08	09	10	11
15	27	9	3	5	6	9	25	61	173	152	130	84
30	26	12	8	2	4	7	24	79	152	138	83	126
45	15	12	5	4	2	13	41	144	176	130	114	117
00	14	2	2	6	3	25	61	148	205	135	94	132
Hr Total	82	35	18	17	15	54	151	432	706	555	421	459

End Time	12	13	14	15	16	17	18	19	20	21	22	23
15	122	144	170	152	164	169	181	92	99	77	72	57
30	165	152	142	147	145	181	146	112	84	74	53	35
45	117	142	157	184	139	179	127	94	89	76	47	42
00	151	128	156	191	173	161	103	94	74	78	44	40
Hr Total	555	566	625	674	621	690	557	392	346	305	216	174

24 Hour Total : 8666
 AM peak hour begins : 08:00 AM peak volume : 706 Peak hour factor : 0.86
 PM peak hour begins : 16:45 PM peak volume : 702 Peak hour factor : 0.97

Traffic Survey Specialists, Inc. 624 Gardenia Terrace
 Delray Beach, Florida 33444 Phone (561) 272-3255
 Volume Report with 24 Hour Totals

 Data File : D0311043.PRN
 Station : 000000031010
 Identification : 000110252098 Interval : 15 minutes
 Start date : Mar 11, 09 Start time : 00:00
 Stop date : Mar 11, 09 Stop time : 24:00
 City/Town : Miami, Florida County : Dade
 Location : NE 2 Avenue North of NE 30 Street

Mar 11 Northbound Volume for Lane 1

End Time	00	01	02	03	04	05	06	07	08	09	10	11
15	9	9	5	2	1	4	11	30	74	67	85	77
30	18	8	6	3	1	4	16	31	45	75	79	94
45	9	5	3	2	5	8	16	45	63	70	67	102
00	7	6	5	3	2	6	19	54	73	70	91	113
Hr Total	43	28	19	10	9	22	62	160	255	282	322	386

End Time	12	13	14	15	16	17	18	19	20	21	22	23
15	151	148	101	101	146	196	209	107	69	37	34	66
30	134	118	123	134	159	221	169	74	73	40	55	51
45	129	114	92	137	190	218	137	71	54	41	74	26
00	107	96	116	166	187	200	106	72	47	36	77	21
Hr Total	521	476	432	538	682	835	621	324	243	154	240	164

24 Hour Total : 6828
 AM peak hour begins : 11:30 AM peak volume : 500 Peak hour factor : 0.83
 PM peak hour begins : 17:15 PM peak volume : 848 Peak hour factor : 0.96

Mar 11 Southbound Volume for Lane 2

End Time	00	01	02	03	04	05	06	07	08	09	10	11
15	7	1	5	4	1	3	12	60	147	186	98	69
30	9	4	4	5	0	7	26	97	196	132	71	66
45	11	3	3	2	1	10	27	143	221	101	64	91
00	10	4	6	4	0	12	54	209	215	96	80	86
Hr Total	37	12	18	15	2	32	119	509	779	515	313	312

End Time	12	13	14	15	16	17	18	19	20	21	22	23
15	69	108	68	82	76	100	97	52	36	27	17	10
30	67	109	89	71	90	96	71	64	39	27	32	16
45	84	89	65	91	82	97	87	53	27	22	24	13
00	99	74	78	95	70	91	46	44	38	24	28	10
Hr Total	319	380	300	339	318	384	301	213	140	100	101	49

24 Hour Total : 5607
 AM peak hour begins : 08:15 AM peak volume : 818 Peak hour factor : 0.93
 PM peak hour begins : 12:45 PM peak volume : 405 Peak hour factor : 0.93

Traffic Survey Specialists, Inc. 624 Gardenia Terrace
 Delray Beach, Florida 33444 Phone (561) 272-3255
 Volume Report with 24 Hour Totals

Data File : D0311043.PRN
 Station : 000000031010
 Identification : 000110252098 Interval : 15 minutes
 Start date : Mar 11, 09 Start time : 00:00
 Stop date : Mar 11, 09 Stop time : 24:00
 City/Town : Miami, Florida County : Dade
 Location : NE 2 Avenue North of NE 30 Street

Mar 11 Total Volume for All Lanes

End Time	00	01	02	03	04	05	06	07	08	09	10	11
15	16	10	10	6	2	7	23	90	221	253	183	146
30	27	12	10	8	1	11	42	128	241	207	150	160
45	20	8	6	4	6	18	43	188	284	171	131	193
00	17	10	11	7	2	18	73	263	288	166	171	199
Hr Total	80	40	37	25	11	54	181	669	1034	797	635	698

End Time	12	13	14	15	16	17	18	19	20	21	22	23
15	220	256	169	183	222	296	306	159	105	64	51	76
30	201	227	212	205	249	317	240	138	112	67	87	67
45	213	203	157	228	272	315	224	124	81	63	98	39
00	206	170	194	261	257	291	152	116	85	60	105	31
Hr Total	840	856	732	877	1000	1219	922	537	383	254	341	213

24 Hour Total : 12435
 AM peak hour begins : 08:15 AM peak volume : 1066 Peak hour factor : 0.93
 PM peak hour begins : 17:15 PM peak volume : 1229 Peak hour factor : 0.97

Traffic Survey Specialists, Inc. 624 Gardenia Terrace
 Delray Beach, Florida 33444 Phone (561) 272-3255
 Volume Report with 24 Hour Totals

 Data File : D0312043.PRN
 Station : 000000031010
 Identification : 000110252098 Interval : 15 minutes
 Start date : Mar 12, 09 Start time : 00:00
 Stop date : Mar 12, 09 Stop time : 24:00
 City/Town : Miami, Florida County : Dade
 Location : NE 2 Avenue North of NE 30 Street

Mar 12 Northbound Volume for Lane 1

End Time	00	01	02	03	04	05	06	07	08	09	10	11
15	15	11	9	5	6	3	7	31	79	66	84	73
30	20	8	4	9	9	3	13	30	53	62	78	96
45	8	7	3	6	3	6	16	44	64	80	76	113
00	8	6	1	5	4	9	21	60	69	82	80	110
Hr Total	51	32	17	25	22	21	57	165	265	290	318	392

End Time	12	13	14	15	16	17	18	19	20	21	22	23
15	120	109	143	124	162	163	205	98	63	40	40	32
30	133	133	136	142	171	241	183	88	60	39	61	29
45	99	108	101	151	170	209	154	72	59	45	24	24
00	127	132	123	180	173	160	89	75	37	47	23	16
Hr Total	479	482	503	597	676	773	631	333	219	171	148	101

24 Hour Total : 6768
 AM peak hour begins : 11:30 AM peak volume : 476 Peak hour factor : 0.89
 PM peak hour begins : 17:15 PM peak volume : 815 Peak hour factor : 0.85

Mar 12 Southbound Volume for Lane 2

End Time	00	01	02	03	04	05	06	07	08	09	10	11
15	8	6	2	3	2	3	9	57	177	197	81	67
30	9	3	5	3	3	6	24	83	200	121	63	67
45	7	3	2	2	1	11	40	140	202	117	86	59
00	3	4	3	2	1	23	46	163	237	106	57	65
Hr Total	27	16	12	10	7	43	119	443	816	541	287	258

End Time	12	13	14	15	16	17	18	19	20	21	22	23
15	68	81	85	95	86	92	84	58	39	39	19	18
30	83	88	91	64	81	103	69	58	44	35	21	26
45	85	99	83	79	76	111	69	53	38	32	21	13
00	79	101	71	95	88	84	58	43	37	33	14	19
Hr Total	315	369	330	333	331	390	280	212	158	139	75	76

24 Hour Total : 5587
 AM peak hour begins : 08:15 AM peak volume : 836 Peak hour factor : 0.88
 PM peak hour begins : 16:45 PM peak volume : 394 Peak hour factor : 0.89

Traffic Survey Specialists, Inc. 624 Gardenia Terrace
 Delray Beach, Florida 33444 Phone (561) 272-3255
 Volume Report with 24 Hour Totals

 Data File : D0312043.PRN
 Station : 000000031010
 Identification : 000110252098 Interval : 15 minutes
 Start date : Mar 12, 09 Start time : 00:00
 Stop date : Mar 12, 09 Stop time : 24:00
 City/Town : Miami, Florida County : Dade
 Location : NE 2 Avenue North of NE 30 Street

Mar 12 Total Volume for All Lanes

End Time	00	01	02	03	04	05	06	07	08	09	10	11
15	23	17	11	8	8	6	16	88	256	263	165	140
30	29	11	9	12	12	9	37	113	253	183	141	163
45	15	10	5	8	4	17	56	184	266	197	162	172
00	11	10	4	7	5	32	67	223	306	188	137	175
Hr Total	78	48	29	35	29	64	176	608	1081	831	605	650

End Time	12	13	14	15	16	17	18	19	20	21	22	23
15	188	190	228	219	248	255	289	156	102	79	59	50
30	216	221	227	206	252	344	252	146	104	74	82	55
45	184	207	184	230	246	320	223	125	97	77	45	37
00	206	233	194	275	261	244	147	118	74	80	37	35
Hr Total	794	851	833	930	1007	1163	911	545	377	310	223	177

24 Hour Total : 12355
 AM peak hour begins : 08:15 AM peak volume : 1088 Peak hour factor : 0.89
 PM peak hour begins : 17:15 PM peak volume : 1197 Peak hour factor : 0.87

Traffic Survey Specialists, Inc. 624 Gardenia Terrace
 Delray Beach, Florida 33444 Phone (561) 272-3255
 Volume Report with 24 Hour Totals

 Data File : D0311029.PRN
 Station : 000000031016
 Identification : 000210521202 Interval : 15 minutes
 Start date : Mar 11, 09 Start time : 00:00
 Stop date : Mar 11, 09 Stop time : 24:00
 City/Town : Miami, Florida County : Dade
 Location : NE 2 Avenue North of NE 21 Street

Mar 11 Northbound Volume for Lane 1

End Time	00	01	02	03	04	05	06	07	08	09	10	11
15	29	19	9	5	6	6	19	62	98	112	99	98
30	26	11	11	4	5	8	23	59	71	97	108	127
45	17	9	8	6	5	13	43	60	101	110	94	113
00	18	15	11	4	3	18	50	76	118	113	107	125
Hr Total	90	54	39	19	19	45	135	257	388	432	408	463

End Time	12	13	14	15	16	17	18	19	20	21	22	23
15	184	152	130	122	199	208	217	128	113	64	57	90
30	152	141	122	155	208	223	233	106	93	65	90	68
45	150	127	123	168	221	236	159	95	65	55	105	46
00	134	110	132	181	228	224	142	105	88	53	87	31
Hr Total	620	530	507	626	856	891	751	434	359	237	339	235

24 Hour Total : 8734
 AM peak hour begins : 11:30 AM peak volume : 574 Peak hour factor : 0.78
 PM peak hour begins : 17:30 PM peak volume : 910 Peak hour factor : 0.96

Mar 11 Southbound Volume for Lane 2

End Time	00	01	02	03	04	05	06	07	08	09	10	11
15	14	7	7	6	3	3	34	81	202	218	112	106
30	15	7	5	6	4	13	49	131	241	155	91	112
45	10	4	5	3	6	15	59	205	241	138	87	103
00	12	9	5	6	3	23	72	259	249	153	112	85
Hr Total	51	27	22	21	16	54	214	676	933	664	402	406

End Time	12	13	14	15	16	17	18	19	20	21	22	23
15	124	117	91	107	118	135	130	99	89	41	35	26
30	98	115	121	100	126	155	103	64	51	50	30	25
45	122	121	112	123	114	134	117	78	57	34	43	18
00	119	108	105	122	103	143	97	70	49	37	43	16
Hr Total	463	461	429	452	461	567	447	311	246	162	151	85

24 Hour Total : 7721
 AM peak hour begins : 08:15 AM peak volume : 949 Peak hour factor : 0.95
 PM peak hour begins : 17:00 PM peak volume : 567 Peak hour factor : 0.91

Traffic Survey Specialists, Inc. 624 Gardenia Terrace
 Delray Beach, Florida 33444 Phone (561) 272-3255
 Volume Report with 24 Hour Totals

Data File : D0311029.PRN
 Station : 000000031016
 Identification : 000210521202 Interval : 15 minutes
 Start date : Mar 11, 09 Start time : 00:00
 Stop date : Mar 11, 09 Stop time : 24:00
 City/Town : Miami, Florida County : Dade
 Location : NE 2 Avenue North of NE 21 Street

Mar 11 Total Volume for All Lanes

End Time	00	01	02	03	04	05	06	07	08	09	10	11
15	43	26	16	11	9	9	53	143	300	330	211	204
30	41	18	16	10	9	21	72	190	312	252	199	239
45	27	13	13	9	11	28	102	265	342	248	181	216
00	30	24	16	10	6	41	122	335	367	266	219	210
Hr Total	141	81	61	40	35	99	349	933	1321	1096	810	869

End Time	12	13	14	15	16	17	18	19	20	21	22	23
15	308	269	221	229	317	343	347	227	202	105	92	116
30	250	256	243	255	334	378	336	170	144	115	120	93
45	272	248	235	291	335	370	276	173	122	89	148	64
00	253	218	237	303	331	367	239	175	137	90	130	47
Hr Total	1083	991	936	1078	1317	1458	1198	745	605	399	490	320

24 Hour Total : 16455
 AM peak hour begins : 08:15 AM peak volume : 1351 Peak hour factor : 0.92
 PM peak hour begins : 17:15 PM peak volume : 1462 Peak hour factor : 0.97

Traffic Survey Specialists, Inc. 624 Gardenia Terrace
 Delray Beach, Florida 33444 Phone (561) 272-3255
 Volume Report with 24 Hour Totals

Data File : D0312029.PRN
 Station : 000000031016
 Identification : 000210521202 Interval : 15 minutes
 Start date : Mar 12, 09 Start time : 00:00
 Stop date : Mar 12, 09 Stop time : 24:00
 City/Town : Miami, Florida County : Dade
 Location : NE 2 Avenue North of NE 21 Street

Mar 12 Northbound Volume for Lane 1

End Time	00	01	02	03	04	05	06	07	08	09	10	11
15	26	15	12	7	9	12	24	53	93	118	115	104
30	29	20	3	12	12	9	20	56	77	101	109	117
45	12	14	7	4	2	9	39	80	96	89	96	121
00	11	8	6	6	4	19	42	94	123	123	98	136
Hr Total	78	57	28	29	27	49	125	283	389	431	418	478

End Time	12	13	14	15	16	17	18	19	20	21	22	23
15	156	150	156	167	215	216	219	148	81	65	66	49
30	144	154	156	164	203	218	248	105	78	69	76	46
45	125	127	128	177	252	218	192	104	87	52	45	37
00	129	141	139	222	216	210	136	118	64	70	35	30
Hr Total	554	572	579	730	886	862	795	475	310	256	222	162

24 Hour Total : 8795
 AM peak hour begins : 11:30 AM peak volume : 557 Peak hour factor : 0.89
 PM peak hour begins : 16:30 PM peak volume : 902 Peak hour factor : 0.89

Mar 12 Southbound Volume for Lane 2

End Time	00	01	02	03	04	05	06	07	08	09	10	11
15	17	5	4	3	6	5	24	87	250	252	103	101
30	18	7	3	5	2	10	53	123	228	166	107	86
45	7	8	6	1	3	18	62	180	253	149	110	94
00	11	6	4	6	3	28	75	218	241	121	92	96
Hr Total	53	26	17	15	14	61	214	608	972	688	412	377

End Time	12	13	14	15	16	17	18	19	20	21	22	23
15	100	117	127	120	112	168	118	104	52	50	37	24
30	116	123	124	102	97	135	110	80	60	53	34	28
45	104	138	132	111	127	147	98	94	45	46	25	19
00	118	127	98	119	114	138	93	85	49	43	24	17
Hr Total	438	505	481	452	450	588	419	363	206	192	120	88

24 Hour Total : 7759
 AM peak hour begins : 08:15 AM peak volume : 974 Peak hour factor : 0.96
 PM peak hour begins : 17:00 PM peak volume : 588 Peak hour factor : 0.88

Traffic Survey Specialists, Inc. 624 Gardenia Terrace
 Delray Beach, Florida 33444 Phone (561) 272-3255
 Volume Report with 24 Hour Totals

Data File : D0312029.PRN
 Station : 000000031016
 Identification : 000210521202 Interval : 15 minutes
 Start date : Mar 12, 09 Start time : 00:00
 Stop date : Mar 12, 09 Stop time : 24:00
 City/Town : Miami, Florida County : Dade
 Location : NE 2 Avenue North of NE 21 Street

Mar 12 Total Volume for All Lanes

End Time	00	01	02	03	04	05	06	07	08	09	10	11
15	43	20	16	10	15	17	48	140	343	370	218	205
30	47	27	6	17	14	19	73	179	305	267	216	203
45	19	22	13	5	5	27	101	260	349	238	206	215
00	22	14	10	12	7	47	117	312	364	244	190	232
Hr Total	131	83	45	44	41	110	339	891	1361	1119	830	855

End Time	12	13	14	15	16	17	18	19	20	21	22	23
15	256	267	283	287	327	384	337	252	133	115	103	73
30	260	277	280	266	300	353	358	185	138	122	110	74
45	229	265	260	288	379	365	290	198	132	98	70	56
00	247	268	237	341	330	348	229	203	113	113	59	47
Hr Total	992	1077	1060	1182	1336	1450	1214	838	516	448	342	250

24 Hour Total : 16554
 AM peak hour begins : 08:15 AM peak volume : 1388 Peak hour factor : 0.94
 PM peak hour begins : 17:00 PM peak volume : 1450 Peak hour factor : 0.94

Traffic Survey Specialists, Inc. 624 Gardenia Terrace
 Delray Beach, Florida 33444 Phone (561) 272-3255
 Volume Report with 24 Hour Totals

 Data File : D0325001.PRN
 Station : 000000032404
 Identification : 000058410087 Interval : 15 minutes
 Start date : Mar 25, 09 Start time : 00:00
 Stop date : Mar 25, 09 Stop time : 24:00
 City/Town : Miami, Florida County : Dade
 Location : NE 1 Avenue North of NE 2 Street

Mar 25 Northbound Volume

End Time	00	01	02	03	04	05	06	07	08	09	10	11
15	16	6	9	2	1	8	17	85	124	148	102	152
30	18	8	6	4	5	15	25	79	109	113	135	174
45	10	8	5	3	1	11	45	90	125	144	114	140
00	10	7	6	4	4	27	77	167	138	141	158	138

Hr Total 54 29 26 13 11 61 164 421 496 546 509 604

End Time	12	13	14	15	16	17	18	19	20	21	22	23
15	128	131	119	131	128	200	148	77	49	54	31	20
30	130	143	121	113	146	215	140	77	45	24	29	37
45	146	131	101	88	134	166	116	89	55	8	21	17
00	123	144	143	120	147	179	120	54	62	19	33	28

Hr Total 527 549 484 452 555 760 524 297 211 105 114 102

24 Hour Total : 7614
 AM peak hour begins : 10:45 AM peak volume : 624 Peak hour factor : 0.90
 PM peak hour begins : 17:00 PM peak volume : 760 Peak hour factor : 0.88

Traffic Survey Specialists, Inc. 624 Gardenia Terrace
 Delray Beach, Florida 33444 Phone (561) 272-3255
 Volume Report with 24 Hour Totals

Data File : D0326001.PRN
 Station : 000000032404
 Identification : 000058410087 Interval : 15 minutes
 Start date : Mar 26, 09 Start time : 00:00
 Stop date : Mar 26, 09 Stop time : 24:00
 City/Town : Miami, Florida County : Dade
 Location : NE 1 Avenue North of NE 2 Street

Mar 26 Northbound Volume

End Time	00	01	02	03	04	05	06	07	08	09	10	11
15	17	13	6	5	8	12	16	79	143	131	150	123
30	8	17	10	10	10	14	23	81	119	148	118	150
45	14	19	15	12	9	10	60	100	163	178	131	156
00	14	7	19	9	9	29	59	126	138	143	184	158
Hr Total	53	56	50	36	36	65	158	386	563	600	583	587

End Time	12	13	14	15	16	17	18	19	20	21	22	23
15	133	149	122	103	142	162	90	101	84	48	51	33
30	131	155	137	131	150	190	125	79	53	48	50	37
45	133	144	109	128	155	191	101	101	49	80	40	34
00	105	129	126	132	134	164	108	62	65	58	38	52
Hr Total	502	577	494	494	581	707	424	343	251	234	179	156

24 Hour Total : 8115
 AM peak hour begins : 09:15 AM peak volume : 619 Peak hour factor : 0.87
 PM peak hour begins : 17:00 PM peak volume : 707 Peak hour factor : 0.93

Traffic Survey Specialists, Inc. 624 Gardenia Terrace
 Delray Beach, Florida 33444 Phone (561) 272-3255
 Volume Report with 24 Hour Totals

Data File : D0311027.PRN
 Station : 000000031021
 Identification : 000110252076 Interval : 15 minutes
 Start date : Mar 11, 09 Start time : 00:00
 Stop date : Mar 11, 09 Stop time : 24:00
 City/Town : Miami, Florida County : Dade
 Location : NE 2 Avenue North of NE 2 Street

Mar 11 Southbound Volume

End Time	00	01	02	03	04	05	06	07	08	09	10	11
15	29	9	6	15	5	7	25	46	120	177	129	136
30	16	9	8	9	1	11	21	62	148	147	126	119
45	11	5	5	10	3	6	31	94	145	146	126	143
00	12	8	8	8	8	25	43	119	209	142	142	145
Hr Total	68	31	27	42	17	49	120	321	622	612	523	543

End Time	12	13	14	15	16	17	18	19	20	21	22	23
15	185	134	100	94	109	118	142	123	98	84	70	50
30	134	105	126	96	107	135	94	113	89	71	206	29
45	131	108	98	102	101	134	124	108	66	60	251	31
00	114	109	122	95	118	126	106	126	77	61	102	35
Hr Total	564	456	446	387	435	513	466	470	330	276	629	145

24 Hour Total : 8092
 AM peak hour begins : 08:15 AM peak volume : 679 Peak hour factor : 0.81
 PM peak hour begins : 22:00 PM peak volume : 629 Peak hour factor : 0.63

Traffic Survey Specialists, Inc. 624 Gardenia Terrace
 Delray Beach, Florida 33444 Phone (561) 272-3255
 Volume Report with 24 Hour Totals

Data File : D0312027.PRN
 Station : 000000031021
 Identification : 000110252076 Interval : 15 minutes
 Start date : Mar 12, 09 Start time : 00:00
 Stop date : Mar 12, 09 Stop time : 24:00
 City/Town : Miami, Florida County : Dade
 Location : NE 2 Avenue North of NE 2 Street

Mar 12 Southbound Volume

End Time	00	01	02	03	04	05	06	07	08	09	10	11
15	22	13	9	6	10	8	29	42	106	167	131	137
30	26	12	5	1	2	13	17	83	138	148	117	109
45	14	7	4	9	9	11	43	87	171	139	123	112
00	14	6	3	1	6	24	42	96	196	164	133	119

Hr Total 76 38 21 17 27 56 131 308 611 618 504 477

End Time	12	13	14	15	16	17	18	19	20	21	22	23
15	133	132	121	99	103	134	100	99	83	81	56	42
30	137	117	103	110	117	104	102	110	84	63	59	33
45	128	126	127	94	113	102	97	94	76	62	49	28
00	145	139	96	90	112	115	104	78	81	62	47	29

Hr Total 543 514 447 393 445 455 403 381 324 268 211 132

24 Hour Total : 7400
 AM peak hour begins : 08:30 AM peak volume : 682 Peak hour factor : 0.87
 PM peak hour begins : 12:00 PM peak volume : 543 Peak hour factor : 0.94

Traffic Survey Specialists, Inc. 624 Gardenia Terrace
 Delray Beach, Florida 33444 Phone (561) 272-3255
 Volume Report with 24 Hour Totals

Data File : D0311007.PRN
 Station : 000000031001
 Identification : 000210321024 Interval : 15 minutes
 Start date : Mar 11, 09 Start time : 00:00
 Stop date : Mar 11, 09 Stop time : 24:00
 City/Town : Miami, Florida County : Dade
 Location : Biscayne Boulevard South of Gate Lane

Mar 11 Northbound Volume for Lane 1

End Time	00	01	02	03	04	05	06	07	08	09	10	11
15	113	71	31	32	27	25	63	130	214	265	235	246
30	108	55	25	29	32	25	59	163	261	235	232	268
45	85	50	30	27	21	32	50	188	241	206	220	261
00	82	50	30	34	22	38	63	240	234	208	219	265
Hr Total	388	226	116	122	102	120	235	721	950	914	906	1040

End Time	12	13	14	15	16	17	18	19	20	21	22	23
15	282	264	276	343	429	459	468	312	262	193	158	291
30	298	309	303	374	485	462	459	307	269	223	195	232
45	288	285	327	365	442	475	397	276	268	199	231	170
00	281	280	326	429	442	476	343	292	227	181	237	143
Hr Total	1149	1138	1232	1511	1798	1872	1667	1187	1026	796	821	836

24 Hour Total : 20873
 AM peak hour begins : 11:30 AM peak volume : 1106 Peak hour factor : 0.93
 PM peak hour begins : 17:15 PM peak volume : 1881 Peak hour factor : 0.99

Mar 11 Southbound Volume for Lane 2

End Time	00	01	02	03	04	05	06	07	08	09	10	11
15	69	56	18	17	29	35	105	374	430	357	332	260
30	59	40	34	16	28	63	174	390	409	418	310	293
45	65	48	19	24	33	95	286	496	413	372	328	283
00	63	27	24	30	31	111	342	449	380	346	330	265
Hr Total	256	171	95	87	121	304	907	1709	1632	1493	1300	1101

End Time	12	13	14	15	16	17	18	19	20	21	22	23
15	303	308	306	352	305	302	289	324	212	200	171	146
30	291	288	302	319	288	322	303	271	214	185	179	112
45	305	307	318	341	298	294	307	282	217	178	157	115
00	300	314	298	265	305	282	282	260	226	163	158	99
Hr Total	1199	1217	1224	1277	1196	1200	1181	1137	869	726	665	472

24 Hour Total : 21539
 AM peak hour begins : 07:30 AM peak volume : 1784 Peak hour factor : 0.90
 PM peak hour begins : 14:45 PM peak volume : 1310 Peak hour factor : 0.93

Traffic Survey Specialists, Inc. 624 Gardenia Terrace
 Delray Beach, Florida 33444 Phone (561) 272-3255
 Volume Report with 24 Hour Totals

 Data File : D0311007.PRN
 Station : 000000031001
 Identification : 000210321024 Interval : 15 minutes
 Start date : Mar 11, 09 Start time : 00:00
 Stop date : Mar 11, 09 Stop time : 24:00
 City/Town : Miami, Florida County : Dade
 Location : Biscayne Boulevard South of Gate Lane

Mar 11 Total Volume for All Lanes

End Time	00	01	02	03	04	05	06	07	08	09	10	11
15	182	127	49	49	56	60	168	504	644	622	567	506
30	167	95	59	45	60	88	233	553	670	653	542	561
45	150	98	49	51	54	127	336	684	654	578	548	544
00	145	77	54	64	53	149	405	689	614	554	549	530
Hr Total	644	397	211	209	223	424	1142	2430	2582	2407	2206	2141

End Time	12	13	14	15	16	17	18	19	20	21	22	23
15	585	572	582	695	734	761	757	636	474	393	329	437
30	589	597	605	693	773	784	762	578	483	408	374	344
45	593	592	645	706	740	769	704	558	485	377	388	285
00	581	594	624	694	747	758	625	552	453	344	395	242
Hr Total	2348	2355	2456	2788	2994	3072	2848	2324	1895	1522	1486	1308

24 Hour Total : 42412
 AM peak hour begins : 07:30 AM peak volume : 2687 Peak hour factor : 0.97
 PM peak hour begins : 17:00 PM peak volume : 3072 Peak hour factor : 0.98

Traffic Survey Specialists, Inc. 624 Gardenia Terrace
 Delray Beach, Florida 33444 Phone (561) 272-3255
 Volume Report with 24 Hour Totals

Data File : D0312007.PRN
 Station : 000000031001
 Identification : 000210321024 Interval : 15 minutes
 Start date : Mar 12, 09 Start time : 00:00
 Stop date : Mar 12, 09 Stop time : 24:00
 City/Town : Miami, Florida County : Dade
 Location : Biscayne Boulevard South of Gate Lane

Mar 12 Northbound Volume for Lane 1

End Time	00	01	02	03	04	05	06	07	08	09	10	11
15	127	88	42	29	27	20	50	109	218	250	193	238
30	122	74	37	27	24	30	49	138	268	223	214	258
45	85	50	28	29	25	38	79	195	258	184	224	222
00	74	37	23	29	25	35	73	202	253	240	228	295
Hr Total	408	249	130	114	101	123	251	644	997	897	859	1013

End Time	12	13	14	15	16	17	18	19	20	21	22	23
15	249	250	299	326	402	450	404	308	259	231	199	208
30	292	269	281	399	444	452	417	296	276	252	246	194
45	241	266	278	414	447	518	368	296	282	247	196	162
00	297	302	311	426	446	487	368	276	242	179	210	186
Hr Total	1079	1087	1169	1565	1739	1907	1557	1176	1059	909	851	750

24 Hour Total : 20634
 AM peak hour begins : 11:30 AM peak volume : 1058 Peak hour factor : 0.90
 PM peak hour begins : 17:00 PM peak volume : 1907 Peak hour factor : 0.92

Mar 12 Southbound Volume for Lane 2

End Time	00	01	02	03	04	05	06	07	08	09	10	11
15	85	49	25	13	23	39	114	368	442	370	323	305
30	67	39	16	21	27	53	175	407	435	350	275	297
45	52	33	25	25	35	107	274	482	415	378	303	318
00	52	28	20	22	39	103	369	447	334	376	326	293
Hr Total	256	149	86	81	124	302	932	1704	1626	1474	1227	1213

End Time	12	13	14	15	16	17	18	19	20	21	22	23
15	271	288	291	286	294	278	301	294	220	202	166	134
30	306	309	299	305	293	286	306	256	227	176	177	134
45	329	317	322	324	313	313	286	291	230	188	161	117
00	338	309	321	286	290	313	247	252	200	189	184	120
Hr Total	1244	1223	1233	1201	1190	1190	1140	1093	877	755	688	505

24 Hour Total : 21513
 AM peak hour begins : 07:30 AM peak volume : 1806 Peak hour factor : 0.94
 PM peak hour begins : 12:30 PM peak volume : 1264 Peak hour factor : 0.93

Traffic Survey Specialists, Inc. 624 Gardenia Terrace
 Delray Beach, Florida 33444 Phone (561) 272-3255
 Volume Report with 24 Hour Totals

 Data File : D0312007.PRN
 Station : 000000031001
 Identification : 000210321024 Interval : 15 minutes
 Start date : Mar 12, 09 Start time : 00:00
 Stop date : Mar 12, 09 Stop time : 24:00
 City/Town : Miami, Florida County : Dade
 Location : Biscayne Boulevard South of Gate Lane

Mar 12 Total Volume for All Lanes

End Time	00	01	02	03	04	05	06	07	08	09	10	11
15	212	137	67	42	50	59	164	477	660	620	516	543
30	189	113	53	48	51	83	224	545	703	573	489	555
45	137	83	53	54	60	145	353	677	673	562	527	540
00	126	65	43	51	64	138	442	649	587	616	554	588
Hr Total	664	398	216	195	225	425	1183	2348	2623	2371	2086	2226

End Time	12	13	14	15	16	17	18	19	20	21	22	23
15	520	538	590	612	696	728	705	602	479	433	365	342
30	598	578	580	704	737	738	723	552	503	428	423	328
45	570	583	600	738	760	831	654	587	512	435	357	279
00	635	611	632	712	736	800	615	528	442	368	394	306
Hr Total	2323	2310	2402	2766	2929	3097	2697	2269	1936	1664	1539	1255

24 Hour Total : 42147
 AM peak hour begins : 07:30 AM peak volume : 2689 Peak hour factor : 0.96
 PM peak hour begins : 17:00 PM peak volume : 3097 Peak hour factor : 0.93

Traffic Survey Specialists, Inc. 624 Gardenia Terrace
 Delray Beach, Florida 33444 Phone (561) 272-3255
 Volume Report with 24 Hour Totals

Data File : D0311011.PRN
 Station : 000000031018
 Identification : 009701450073 Interval : 15 minutes
 Start date : Mar 11, 09 Start time : 00:00
 Stop date : Mar 11, 09 Stop time : 24:00
 City/Town : Miami, Florida County : Dade
 Location : Biscayne Boulevard North of NE 20 Street

Mar 11 Northbound Volume for Lane 1

End Time	00	01	02	03	04	05	06	07	08	09	10	11
15	118	71	32	34	17	33	59	133	179	209	221	234
30	96	57	32	23	27	27	69	120	159	229	217	239
45	71	48	27	20	20	35	66	126	196	194	177	239
00	73	49	26	25	25	33	74	150	193	187	213	292
Hr Total	358	225	117	102	89	128	268	529	727	819	828	1004

End Time	12	13	14	15	16	17	18	19	20	21	22	23
15	338	283	262	335	312	349	348	245	262	198	126	300
30	326	334	273	329	304	382	336	254	255	208	206	180
45	277	304	274	316	322	349	286	272	239	176	252	172
00	285	316	297	283	367	369	311	253	211	146	293	139
Hr Total	1226	1237	1106	1263	1305	1449	1281	1024	967	728	877	791

24 Hour Total : 18448
 AM peak hour begins : 11:30 AM peak volume : 1195 Peak hour factor : 0.88
 PM peak hour begins : 17:00 PM peak volume : 1449 Peak hour factor : 0.95

Mar 11 Southbound Volume for Lane 2

End Time	00	01	02	03	04	05	06	07	08	09	10	11
15	88	46	28	22	19	35	67	212	355	367	257	231
30	66	30	31	16	18	42	126	231	340	359	262	222
45	55	36	23	17	21	62	163	340	377	287	239	214
00	55	38	24	13	20	69	213	383	401	269	250	279
Hr Total	264	150	106	68	78	208	569	1166	1473	1282	1008	946

End Time	12	13	14	15	16	17	18	19	20	21	22	23
15	229	270	259	246	277	279	279	340	214	170	133	112
30	255	281	239	260	269	310	317	301	201	148	137	122
45	296	267	255	230	286	297	301	285	166	162	166	108
00	300	253	238	281	279	340	309	222	195	141	162	96
Hr Total	1080	1071	991	1017	1111	1226	1206	1148	776	621	598	438

24 Hour Total : 18601
 AM peak hour begins : 08:30 AM peak volume : 1504 Peak hour factor : 0.94
 PM peak hour begins : 18:15 PM peak volume : 1267 Peak hour factor : 0.93

Traffic Survey Specialists, Inc. 624 Gardenia Terrace
 Delray Beach, Florida 33444 Phone (561) 272-3255
 Volume Report with 24 Hour Totals

Data File : D0311011.PRN
 Station : 000000031018
 Identification : 009701450073 Interval : 15 minutes
 Start date : Mar 11, 09 Start time : 00:00
 Stop date : Mar 11, 09 Stop time : 24:00
 City/Town : Miami, Florida County : Dade
 Location : Biscayne Boulevard North of NE 20 Street

Mar 11 Total Volume for All Lanes

End Time	00	01	02	03	04	05	06	07	08	09	10	11
15	206	117	60	56	36	68	126	345	534	576	478	465
30	162	87	63	39	45	69	195	351	499	588	479	461
45	126	84	50	37	41	97	229	466	573	481	416	453
00	128	87	50	38	45	102	287	533	594	456	463	571
Hr Total	622	375	223	170	167	336	837	1695	2200	2101	1836	1950

End Time	12	13	14	15	16	17	18	19	20	21	22	23
15	567	553	521	581	589	628	627	585	476	368	259	412
30	581	615	512	589	573	692	653	555	456	356	343	302
45	573	571	529	546	608	646	587	557	405	338	418	280
00	585	569	535	564	646	709	620	475	406	287	455	235
Hr Total	2306	2308	2097	2280	2416	2675	2487	2172	1743	1349	1475	1229

24 Hour Total : 37049
 AM peak hour begins : 08:30 AM peak volume : 2331 Peak hour factor : 0.98
 PM peak hour begins : 17:00 PM peak volume : 2675 Peak hour factor : 0.94

Traffic Survey Specialists, Inc. 624 Gardenia Terrace
 Delray Beach, Florida 33444 Phone (561) 272-3255
 Volume Report with 24 Hour Totals

 Data File : D0312011.PRN
 Station : 000000031018
 Identification : 009701450073 Interval : 15 minutes
 Start date : Mar 12, 09 Start time : 00:00
 Stop date : Mar 12, 09 Stop time : 24:00
 City/Town : Miami, Florida County : Dade
 Location : Biscayne Boulevard North of NE 20 Street

Mar 12 Northbound Volume for Lane 1

End Time	00	01	02	03	04	05	06	07	08	09	10	11
15	135	71	42	34	22	27	42	108	154	197	184	248
30	110	68	37	26	25	24	64	126	182	227	189	224
45	74	52	35	25	24	40	84	131	208	191	237	239
00	68	37	33	19	26	37	87	158	203	195	225	255
Hr Total	387	228	147	104	97	128	277	523	747	810	835	966

End Time	12	13	14	15	16	17	18	19	20	21	22	23
15	276	283	258	280	294	361	308	279	225	228	239	191
30	304	286	276	347	324	353	380	252	239	248	213	160
45	280	289	259	327	319	346	299	273	261	200	188	152
00	270	291	267	309	324	345	248	248	242	220	185	125
Hr Total	1130	1149	1060	1263	1261	1405	1235	1052	967	896	825	628

24 Hour Total : 18120
 AM peak hour begins : 11:30 AM peak volume : 1074 Peak hour factor : 0.88
 PM peak hour begins : 17:00 PM peak volume : 1405 Peak hour factor : 0.97

Mar 12 Southbound Volume for Lane 2

End Time	00	01	02	03	04	05	06	07	08	09	10	11
15	70	39	25	22	16	38	74	200	405	371	260	235
30	54	42	21	17	17	43	116	246	375	349	239	217
45	42	38	30	21	18	64	164	328	390	297	255	245
00	46	26	23	20	25	67	224	348	349	269	257	261
Hr Total	212	145	99	80	76	212	578	1122	1519	1286	1011	958

End Time	12	13	14	15	16	17	18	19	20	21	22	23
15	217	270	227	248	234	277	312	254	205	191	153	123
30	270	245	202	229	221	279	279	258	204	183	148	131
45	299	255	240	268	301	328	253	270	180	164	150	118
00	328	280	246	296	236	309	232	192	170	157	147	114
Hr Total	1114	1050	915	1041	992	1193	1076	974	759	695	598	486

24 Hour Total : 18191
 AM peak hour begins : 08:00 AM peak volume : 1519 Peak hour factor : 0.94
 PM peak hour begins : 17:15 PM peak volume : 1228 Peak hour factor : 0.94

Traffic Survey Specialists, Inc. 624 Gardenia Terrace
 Delray Beach, Florida 33444 Phone (561) 272-3255
 Volume Report with 24 Hour Totals

Data File : D0312011.PRN
 Station : 000000031018
 Identification : 009701450073 Interval : 15 minutes
 Start date : Mar 12, 09 Start time : 00:00
 Stop date : Mar 12, 09 Stop time : 24:00
 City/Town : Miami, Florida County : Dade
 Location : Biscayne Boulevard North of NE 20 Street

Mar 12 Total Volume for All Lanes

End Time	00	01	02	03	04	05	06	07	08	09	10	11
15	205	110	67	56	38	65	116	308	559	568	444	483
30	164	110	58	43	42	67	180	372	557	576	428	441
45	116	90	65	46	42	104	248	459	598	488	492	484
00	114	63	56	39	51	104	311	506	552	464	482	516
Hr Total	599	373	246	184	173	340	855	1645	2266	2096	1846	1924

End Time	12	13	14	15	16	17	18	19	20	21	22	23
15	493	553	485	528	528	638	620	533	430	419	392	314
30	574	531	478	576	545	632	659	510	443	431	361	291
45	579	544	499	595	620	674	552	543	441	364	338	270
00	598	571	513	605	560	654	480	440	412	377	332	239
Hr Total	2244	2199	1975	2304	2253	2598	2311	2026	1726	1591	1423	1114

24 Hour Total : 36311
 AM peak hour begins : 08:30 AM peak volume : 2294 Peak hour factor : 0.96
 PM peak hour begins : 17:30 PM peak volume : 2607 Peak hour factor : 0.97

Traffic Survey Specialists, Inc. 624 Gardenia Terrace
 Delray Beach, Florida 33444 Phone (561) 272-3255
 Volume Report with 24 Hour Totals

 Data File : D0311046.PRN
 Station : 000000031020
 Identification : 009600650020 Interval : 15 minutes
 Start date : Mar 11, 09 Start time : 00:00
 Stop date : Mar 11, 09 Stop time : 24:00
 City/Town : Miami, Florida County : Dade
 Location : Biscayne Boulevard North of NE 3 Street

Mar 11 Northbound Volume for Lane 1

End Time	00	01	02	03	04	05	06	07	08	09	10	11
15	90	51	32	20	15	23	48	101	181	222	198	230
30	87	42	35	17	22	27	84	142	185	210	224	243
45	70	34	19	23	19	48	83	145	204	190	181	240
00	69	30	19	24	24	70	119	193	234	206	260	279
Hr Total	316	157	105	84	80	168	334	581	804	828	863	992

End Time	12	13	14	15	16	17	18	19	20	21	22	23
15	253	277	248	283	312	328	357	345	248	212	159	150
30	294	279	275	267	307	370	405	402	262	192	206	145
45	269	276	247	303	289	453	369	339	231	189	211	141
00	299	294	264	320	322	392	384	273	198	184	206	137
Hr Total	1115	1126	1034	1173	1230	1543	1515	1359	939	777	782	573

24 Hour Total : 18478
 AM peak hour begins : 11:30 AM peak volume : 1066 Peak hour factor : 0.91
 PM peak hour begins : 17:30 PM peak volume : 1607 Peak hour factor : 0.89

Mar 11 Southbound Volume for Lane 2

End Time	00	01	02	03	04	05	06	07	08	09	10	11
15	92	47	33	16	13	22	44	131	264	334	278	237
30	60	36	27	16	20	30	50	151	286	328	252	235
45	37	22	24	19	23	35	91	169	314	246	228	224
00	65	29	21	16	32	56	125	250	405	231	237	254
Hr Total	254	134	105	67	88	143	310	701	1269	1139	995	950

End Time	12	13	14	15	16	17	18	19	20	21	22	23
15	252	243	217	215	233	302	309	238	243	194	284	190
30	240	259	239	252	253	339	277	256	231	169	749	136
45	268	256	199	227	298	304	293	200	196	168	469	68
00	204	249	225	219	306	347	288	241	156	189	272	82
Hr Total	964	1007	880	913	1090	1292	1167	935	826	720	1774	476

24 Hour Total : 18199
 AM peak hour begins : 08:30 AM peak volume : 1381 Peak hour factor : 0.85
 PM peak hour begins : 22:00 PM peak volume : 1774 Peak hour factor : 0.59

Traffic Survey Specialists, Inc. 624 Gardenia Terrace
 Delray Beach, Florida 33444 Phone (561) 272-3255
 Volume Report with 24 Hour Totals

Data File : D0311046.PRN
 Station : 000000031020
 Identification : 009600650020 Interval : 15 minutes
 Start date : Mar 11, 09 Start time : 00:00
 Stop date : Mar 11, 09 Stop time : 24:00
 City/Town : Miami, Florida County : Dade
 Location : Biscayne Boulevard North of NE 3 Street

Mar 11 Total Volume for All Lanes

End Time	00	01	02	03	04	05	06	07	08	09	10	11
15	182	98	65	36	28	45	92	232	445	556	476	467
30	147	78	62	33	42	57	134	293	471	538	476	478
45	107	56	43	42	42	83	174	314	518	436	409	464
00	134	59	40	40	56	126	244	443	639	437	497	533
Hr Total	570	291	210	151	168	311	644	1282	2073	1967	1858	1942

End Time	12	13	14	15	16	17	18	19	20	21	22	23
15	505	520	465	498	545	630	666	583	491	406	443	340
30	534	538	514	519	560	709	682	658	493	361	955	281
45	537	532	446	530	587	757	662	539	427	357	680	209
00	503	543	489	539	628	739	672	514	354	373	478	219
Hr Total	2079	2133	1914	2086	2320	2835	2682	2294	1765	1497	2556	1049

24 Hour Total : 36677
 AM peak hour begins : 08:30 AM peak volume : 2251 Peak hour factor : 0.88
 PM peak hour begins : 17:15 PM peak volume : 2871 Peak hour factor : 0.95

Traffic Survey Specialists, Inc. 624 Gardenia Terrace
 Delray Beach, Florida 33444 Phone (561) 272-3255
 Volume Report with 24 Hour Totals

 Data File : D0325006.PRN
 Station : 000000032401
 Identification : 000210521202 Interval : 15 minutes
 Start date : Mar 25, 09 Start time : 00:00
 Stop date : Mar 25, 09 Stop time : 24:00
 City/Town : Miami, Florida County : Dade
 Location : NW 10 Street East of NW 7 Avenue

Mar 25 Eastbound Volume

End Time	00	01	02	03	04	05	06	07	08	09	10	11
15	5	10	4	2	0	4	4	23	60	38	39	43
30	7	1	0	2	6	5	10	46	56	55	34	26
45	2	3	2	3	4	6	14	39	54	43	24	33
00	6	6	5	5	4	3	14	69	50	47	42	43

Hr Total 20 20 11 12 14 18 42 177 220 183 139 145

End Time	12	13	14	15	16	17	18	19	20	21	22	23
15	33	48	45	34	40	37	20	35	21	19	15	14
30	43	28	40	47	36	42	31	24	35	14	16	15
45	37	32	54	39	47	35	22	19	28	17	12	8
00	46	44	51	41	35	40	30	18	18	22	6	8

Hr Total 159 152 190 161 158 154 103 96 102 72 49 45

24 Hour Total : 2442
 AM peak hour begins : 07:45 AM peak volume : 239 Peak hour factor : 0.87
 PM peak hour begins : 14:00 PM peak volume : 190 Peak hour factor : 0.88

Traffic Survey Specialists, Inc. 624 Gardenia Terrace
 Delray Beach, Florida 33444 Phone (561) 272-3255
 Volume Report with 24 Hour Totals

 Data File : D0326006.PRN
 Station : 000000032401
 Identification : 000210521202 Interval : 15 minutes
 Start date : Mar 26, 09 Start time : 00:00
 Stop date : Mar 26, 09 Stop time : 24:00
 City/Town : Miami, Florida County : Dade
 Location : NW 10 Street East of NW 7 Avenue

Mar 26 Eastbound Volume

End Time	00	01	02	03	04	05	06	07	08	09	10	11
15	14	3	6	1	1	3	8	29	57	56	27	34
30	9	4	5	2	3	2	7	34	62	49	31	40
45	2	1	0	3	0	7	19	58	54	39	38	42
00	1	2	1	4	4	6	12	96	62	44	34	40

Hr Total 26 10 12 10 8 18 46 217 235 188 130 156

End Time	12	13	14	15	16	17	18	19	20	21	22	23
15	30	40	52	45	41	41	32	30	23	23	13	9
30	46	52	50	46	45	44	24	20	32	13	20	8
45	33	44	47	47	42	28	42	16	21	24	11	12
00	43	38	37	46	37	27	37	15	22	20	15	12

Hr Total 152 174 186 184 165 140 135 81 98 80 59 41

24 Hour Total : 2551
 AM peak hour begins : 07:30 AM peak volume : 273 Peak hour factor : 0.71
 PM peak hour begins : 13:45 PM peak volume : 187 Peak hour factor : 0.90

Traffic Survey Specialists, Inc. 624 Gardenia Terrace
 Delray Beach, Florida 33444 Phone (561) 272-3255
 Volume Report with 24 Hour Totals

 Data File : D0317002.PRN
 Station : 000000031610
 Identification : 000411638017 Interval : 15 minutes
 Start date : Mar 17, 09 Start time : 00:00
 Stop date : Mar 17, 09 Stop time : 24:00
 City/Town : Miami, Florida County : Dade
 Location : NW N River Drive South of NW 6 Street

Mar 17 Northbound Volume for Lane 1

End Time	00	01	02	03	04	05	06	07	08	09	10	11
15	7	1	0	0	2	2	11	14	15	16	13	19
30	2	0	0	0	1	2	12	23	28	15	10	15
45	0	1	0	0	2	1	15	24	19	17	12	11
00	0	2	2	0	3	10	11	13	18	17	12	21
Hr Total	9	4	2	0	8	15	49	74	80	65	47	66

End Time	12	13	14	15	16	17	18	19	20	21	22	23
15	16	20	16	18	26	31	24	12	13	0	13	1
30	14	17	14	24	23	19	16	20	8	9	7	0
45	22	10	15	21	22	18	12	15	5	4	3	1
00	17	5	18	26	21	12	24	14	8	8	3	1
Hr Total	69	52	63	89	92	80	76	61	34	21	26	3

24 Hour Total : 1085
 AM peak hour begins : 08:15 AM peak volume : 81 Peak hour factor : 0.72
 PM peak hour begins : 15:15 PM peak volume : 97 Peak hour factor : 0.93

Mar 17 Southbound Volume for Lane 2

End Time	00	01	02	03	04	05	06	07	08	09	10	11
15	7	3	8	2	0	4	13	23	24	21	32	26
30	9	1	1	3	2	7	10	26	32	23	26	20
45	1	5	2	0	1	5	15	27	33	24	20	28
00	6	3	2	4	3	11	18	27	32	15	33	19
Hr Total	23	12	13	9	6	27	56	103	121	83	111	93

End Time	12	13	14	15	16	17	18	19	20	21	22	23
15	24	27	21	25	28	34	24	17	17	12	19	18
30	25	28	22	27	31	23	21	16	13	20	33	17
45	15	22	26	26	29	38	24	19	7	23	20	12
00	23	23	24	28	31	27	26	12	15	31	22	10
Hr Total	87	100	93	106	119	122	95	64	52	86	94	57

24 Hour Total : 1732
 AM peak hour begins : 08:00 AM peak volume : 121 Peak hour factor : 0.92
 PM peak hour begins : 16:45 PM peak volume : 126 Peak hour factor : 0.83

Traffic Survey Specialists, Inc. 624 Gardenia Terrace
 Delray Beach, Florida 33444 Phone (561) 272-3255
 Volume Report with 24 Hour Totals

 Data File : D0317002.PRN
 Station : 000000031610
 Identification : 000411638017 Interval : 15 minutes
 Start date : Mar 17, 09 Start time : 00:00
 Stop date : Mar 17, 09 Stop time : 24:00
 City/Town : Miami, Florida County : Dade
 Location : NW N River Drive South of NW 6 Street

Mar 17 Total Volume for All Lanes

End Time	00	01	02	03	04	05	06	07	08	09	10	11
15	14	4	8	2	2	6	24	37	39	37	45	45
30	11	1	1	3	3	9	22	49	60	38	36	35
45	1	6	2	0	3	6	30	51	52	41	32	39
00	6	5	4	4	6	21	29	40	50	32	45	40
Hr Total	32	16	15	9	14	42	105	177	201	148	158	159

End Time	12	13	14	15	16	17	18	19	20	21	22	23
15	40	47	37	43	54	65	48	29	30	12	32	19
30	39	45	36	51	54	42	37	36	21	29	40	17
45	37	32	41	47	51	56	36	34	12	27	23	13
00	40	28	42	54	52	39	50	26	23	39	25	11
Hr Total	156	152	156	195	211	202	171	125	86	107	120	60

24 Hour Total : 2817
 AM peak hour begins : 08:00 AM peak volume : 201 Peak hour factor : 0.84
 PM peak hour begins : 16:15 PM peak volume : 222 Peak hour factor : 0.85

Traffic Survey Specialists, Inc. 624 Gardenia Terrace
 Delray Beach, Florida 33444 Phone (561) 272-3255
 Volume Report with 24 Hour Totals

 Data File : D0318006.PRN
 Station : 000000031610
 Identification : 000411638017 Interval : 15 minutes
 Start date : Mar 18, 09 Start time : 00:00
 Stop date : Mar 18, 09 Stop time : 24:00
 City/Town : Miami, Florida County : Dade
 Location : NW N River Drive South of NW 6 Street

Mar 18 Northbound Volume for Lane 1

End Time	00	01	02	03	04	05	06	07	08	09	10	11
15	2	1	2	0	0	1	5	18	15	15	13	11
30	5	3	0	1	2	2	12	17	24	16	20	15
45	0	2	0	1	1	2	17	19	21	21	10	17
00	1	2	0	0	2	8	14	14	15	15	11	25
Hr Total	8	8	2	2	5	13	48	68	75	67	54	68

End Time	12	13	14	15	16	17	18	19	20	21	22	23
15	26	12	22	18	27	38	29	16	10	10	8	3
30	14	22	22	16	20	28	14	10	8	4	8	3
45	10	17	15	24	14	21	16	9	11	8	2	0
00	11	20	24	26	24	13	22	6	9	6	2	0
Hr Total	61	71	83	84	85	100	81	41	38	28	20	6

24 Hour Total : 1116
 AM peak hour begins : 11:15 AM peak volume : 83 Peak hour factor : 0.80
 PM peak hour begins : 16:45 PM peak volume : 111 Peak hour factor : 0.73

Mar 18 Southbound Volume for Lane 2

End Time	00	01	02	03	04	05	06	07	08	09	10	11
15	14	9	4	2	1	2	10	21	19	24	27	28
30	10	8	2	1	3	5	7	29	18	19	32	22
45	8	5	3	1	2	4	11	23	16	24	20	20
00	8	4	2	1	2	5	29	16	32	15	24	24
Hr Total	40	26	11	5	8	16	57	89	85	82	103	94

End Time	12	13	14	15	16	17	18	19	20	21	22	23
15	30	30	25	24	25	40	40	22	16	16	19	11
30	23	22	26	17	33	32	31	23	18	16	17	17
45	29	38	30	17	25	42	31	16	16	24	21	14
00	20	28	12	28	23	32	30	13	15	19	25	11
Hr Total	102	118	93	86	106	146	132	74	65	75	82	53

24 Hour Total : 1748
 AM peak hour begins : 10:15 AM peak volume : 104 Peak hour factor : 0.81
 PM peak hour begins : 17:00 PM peak volume : 146 Peak hour factor : 0.87

Traffic Survey Specialists, Inc. 624 Gardenia Terrace
 Delray Beach, Florida 33444 Phone (561) 272-3255
 Volume Report with 24 Hour Totals

 Data File : D0318006.PRN
 Station : 000000031610
 Identification : 000411638017 Interval : 15 minutes
 Start date : Mar 18, 09 Start time : 00:00
 Stop date : Mar 18, 09 Stop time : 24:00
 City/Town : Miami, Florida County : Dade
 Location : NW N River Drive South of NW 6 Street

Mar 18 Total Volume for All Lanes

End Time	00	01	02	03	04	05	06	07	08	09	10	11
15	16	10	6	2	1	3	15	39	34	39	40	39
30	15	11	2	2	5	7	19	46	42	35	52	37
45	8	7	3	2	3	6	28	42	37	45	30	37
00	9	6	2	1	4	13	43	30	47	30	35	49
Hr Total	48	34	13	7	13	29	105	157	160	149	157	162

End Time	12	13	14	15	16	17	18	19	20	21	22	23
15	56	42	47	42	52	78	69	38	26	26	27	14
30	37	44	48	33	53	60	45	33	26	20	25	20
45	39	55	45	41	39	63	47	25	27	32	23	14
00	31	48	36	54	47	45	52	19	24	25	27	11
Hr Total	163	189	176	170	191	246	213	115	103	103	102	59

24 Hour Total : 2864
 AM peak hour begins : 11:15 AM peak volume : 179 Peak hour factor : 0.80
 PM peak hour begins : 16:45 PM peak volume : 248 Peak hour factor : 0.79

Traffic Survey Specialists, Inc. 624 Gardenia Terrace
 Delray Beach, Florida 33444 Phone (561) 272-3255
 Volume Report with 24 Hour Totals

Data File : D0317007.PRN
 Station : 000000031609
 Identification : 000058410148 Interval : 15 minutes
 Start date : Mar 17, 09 Start time : 00:00
 Stop date : Mar 17, 09 Stop time : 24:00
 City/Town : Miami, Florida County : Dade
 Location : NW N River Drive North of NW 1 Street

Mar 17 Northbound Volume for Lane 1

End Time	00	01	02	03	04	05	06	07	08	09	10	11
15	5	0	2	0	0	2	5	12	20	18	25	20
30	2	1	2	2	0	1	9	14	36	27	19	27
45	6	2	0	0	0	4	4	21	31	18	24	19
00	1	1	4	1	2	3	6	25	24	21	25	26
Hr Total	14	4	8	3	2	10	24	72	111	84	93	92

End Time	12	13	14	15	16	17	18	19	20	21	22	23
15	41	33	21	39	23	39	33	19	22	11	13	9
30	26	27	25	28	29	24	37	18	20	13	10	5
45	43	32	24	26	20	43	24	19	10	11	22	11
00	23	22	19	19	36	25	20	24	10	9	10	11
Hr Total	133	114	89	112	108	131	114	80	62	44	55	36

24 Hour Total : 1595
 AM peak hour begins : 11:15 AM peak volume : 113 Peak hour factor : 0.69
 PM peak hour begins : 16:45 PM peak volume : 142 Peak hour factor : 0.83

Mar 17 Southbound Volume for Lane 2

End Time	00	01	02	03	04	05	06	07	08	09	10	11
15	1	1	2	0	1	0	2	5	17	10	18	6
30	2	1	1	3	0	3	5	10	23	9	11	10
45	1	2	2	0	0	3	6	16	14	5	8	12
00	1	2	0	0	0	5	8	10	8	9	10	11
Hr Total	5	6	5	3	1	11	21	41	62	33	47	39

End Time	12	13	14	15	16	17	18	19	20	21	22	23
15	13	9	12	18	10	11	10	14	6	2	11	6
30	11	20	5	14	6	21	15	14	6	5	8	9
45	21	15	17	16	8	13	14	13	6	5	12	3
00	13	6	14	10	18	14	8	9	5	10	4	6
Hr Total	58	50	48	58	42	59	47	50	23	22	35	24

24 Hour Total : 790
 AM peak hour begins : 07:30 AM peak volume : 66 Peak hour factor : 0.72
 PM peak hour begins : 12:30 PM peak volume : 63 Peak hour factor : 0.75

Traffic Survey Specialists, Inc. 624 Gardenia Terrace
 Delray Beach, Florida 33444 Phone (561) 272-3255
 Volume Report with 24 Hour Totals

 Data File : D0317007.PRN
 Station : 000000031609
 Identification : 000058410148 Interval : 15 minutes
 Start date : Mar 17, 09 Start time : 00:00
 Stop date : Mar 17, 09 Stop time : 24:00
 City/Town : Miami, Florida County : Dade
 Location : NW N River Drive North of NW 1 Street

Mar 17 Total Volume for All Lanes

End Time	00	01	02	03	04	05	06	07	08	09	10	11
15	6	1	4	0	1	2	7	17	37	28	43	26
30	4	2	3	5	0	4	14	24	59	36	30	37
45	7	4	2	0	0	7	10	37	45	23	32	31
00	2	3	4	1	2	8	14	35	32	30	35	37

Hr Total 19 10 13 6 3 21 45 113 173 117 140 131

End Time	12	13	14	15	16	17	18	19	20	21	22	23
15	54	42	33	57	33	50	43	33	28	13	24	15
30	37	47	30	42	35	45	52	32	26	18	18	14
45	64	47	41	42	28	56	38	32	16	16	34	14
00	36	28	33	29	54	39	28	33	15	19	14	17

Hr Total 191 164 137 170 150 190 161 130 85 66 90 60

24 Hour Total : 2385
 AM peak hour begins : 07:45 AM peak volume : 176 Peak hour factor : 0.75
 PM peak hour begins : 16:45 PM peak volume : 205 Peak hour factor : 0.92

Traffic Survey Specialists, Inc. 624 Gardenia Terrace
 Delray Beach, Florida 33444 Phone (561) 272-3255
 Volume Report with 24 Hour Totals

 Data File : D0318014.PRN
 Station : 000000031609
 Identification : 000058410148 Interval : 15 minutes
 Start date : Mar 18, 09 Start time : 00:00
 Stop date : Mar 18, 09 Stop time : 24:00
 City/Town : Miami, Florida County : Dade
 Location : NW N River Drive North of NW 1 Street

Mar 18 Northbound Volume for Lane 1

End Time	00	01	02	03	04	05	06	07	08	09	10	11
15	9	4	2	2	3	1	1	10	23	16	19	29
30	4	8	2	4	0	3	6	8	33	17	15	20
45	4	3	4	1	1	3	9	25	35	16	31	26
00	6	4	7	2	4	1	8	11	16	14	21	23
Hr Total	23	19	15	9	8	8	24	54	107	63	86	98

End Time	12	13	14	15	16	17	18	19	20	21	22	23
15	33	26	34	19	27	38	37	20	9	15	10	7
30	23	21	36	21	33	38	21	18	13	6	11	6
45	23	26	27	32	34	22	27	16	10	8	5	10
00	31	25	21	22	25	30	25	14	15	9	4	3
Hr Total	110	98	118	94	119	128	110	68	47	38	30	26

24 Hour Total : 1500
 AM peak hour begins : 08:00 AM peak volume : 107 Peak hour factor : 0.76
 PM peak hour begins : 16:30 PM peak volume : 135 Peak hour factor : 0.89

Mar 18 Southbound Volume for Lane 2

End Time	00	01	02	03	04	05	06	07	08	09	10	11
15	5	3	1	2	1	3	6	11	14	6	11	5
30	4	3	2	1	0	2	3	10	20	13	7	7
45	4	2	2	2	1	4	6	17	12	6	17	10
00	3	3	1	0	1	1	6	10	15	11	11	19
Hr Total	16	11	6	5	3	10	21	48	61	36	46	41

End Time	12	13	14	15	16	17	18	19	20	21	22	23
15	7	12	14	9	14	18	18	15	7	5	9	3
30	10	9	12	11	12	24	20	8	4	1	7	4
45	8	9	10	7	12	18	12	7	3	6	4	7
00	9	17	8	16	11	13	15	7	3	8	3	1
Hr Total	34	47	44	43	49	73	65	37	17	20	23	15

24 Hour Total : 771
 AM peak hour begins : 07:30 AM peak volume : 61 Peak hour factor : 0.76
 PM peak hour begins : 17:00 PM peak volume : 73 Peak hour factor : 0.76

Traffic Survey Specialists, Inc. 624 Gardenia Terrace
 Delray Beach, Florida 33444 Phone (561) 272-3255
 Volume Report with 24 Hour Totals

Data File : D0318014.PRN
 Station : 000000031609
 Identification : 000058410148 Interval : 15 minutes
 Start date : Mar 18, 09 Start time : 00:00
 Stop date : Mar 18, 09 Stop time : 24:00
 City/Town : Miami, Florida County : Dade
 Location : NW N River Drive North of NW 1 Street

Mar 18 Total Volume for All Lanes

End Time	00	01	02	03	04	05	06	07	08	09	10	11
15	14	7	3	4	4	4	7	21	37	22	30	34
30	8	11	4	5	0	5	9	18	53	30	22	27
45	8	5	6	3	2	7	15	42	47	22	48	36
00	9	7	8	2	5	2	14	21	31	25	32	42
Hr Total	39	30	21	14	11	18	45	102	168	99	132	139

End Time	12	13	14	15	16	17	18	19	20	21	22	23
15	40	38	48	28	41	56	55	35	16	20	19	10
30	33	30	48	32	45	62	41	26	17	7	18	10
45	31	35	37	39	46	40	39	23	13	14	9	17
00	40	42	29	38	36	43	40	21	18	17	7	4
Hr Total	144	145	162	137	168	201	175	105	64	58	53	41

24 Hour Total : 2271
 AM peak hour begins : 08:00 AM peak volume : 168 Peak hour factor : 0.79
 PM peak hour begins : 17:00 PM peak volume : 201 Peak hour factor : 0.81

Traffic Survey Specialists, Inc. 624 Gardenia Terrace
 Delray Beach, Florida 33444 Phone (561) 272-3255
 Volume Report with 24 Hour Totals

Data File : D0317019.PRN
 Station : 000000031608
 Identification : 000210749503 Interval : 15 minutes
 Start date : Mar 17, 09 Start time : 00:00
 Stop date : Mar 17, 09 Stop time : 24:00
 City/Town : Miami, Florida County : Dade
 Location : SW 4 Avenue North of SW 2 Street

Mar 17 Northbound Volume for Lane 1

End Time	00	01	02	03	04	05	06	07	08	09	10	11
15	0	0	2	1	1	0	3	5	11	7	11	14
30	1	0	1	0	0	0	3	5	18	15	10	9
45	4	3	0	1	1	2	1	10	18	14	11	11
00	2	3	1	1	1	1	6	15	13	10	10	8
Hr Total	7	6	4	3	3	3	13	35	60	46	42	42

End Time	12	13	14	15	16	17	18	19	20	21	22	23
15	13	16	10	31	16	33	33	15	19	8	11	3
30	9	25	10	14	21	17	26	19	14	13	8	10
45	13	15	15	16	18	36	16	13	11	13	14	12
00	10	16	11	17	29	21	22	19	10	9	7	8
Hr Total	45	72	46	78	84	107	97	66	54	43	40	33

24 Hour Total : 1029
 AM peak hour begins : 07:45 AM peak volume : 62 Peak hour factor : 0.86
 PM peak hour begins : 17:30 PM peak volume : 116 Peak hour factor : 0.81

Mar 17 Southbound Volume for Lane 2

End Time	00	01	02	03	04	05	06	07	08	09	10	11
15	4	1	3	3	4	6	5	23	44	33	47	31
30	4	2	4	7	1	8	16	25	56	29	34	33
45	5	5	4	1	1	9	16	27	46	28	25	33
00	4	2	2	0	2	7	18	24	37	23	25	39
Hr Total	17	10	13	11	8	30	55	99	183	113	131	136

End Time	12	13	14	15	16	17	18	19	20	21	22	23
15	43	27	29	40	41	31	37	30	19	23	28	21
30	33	43	24	36	28	37	33	22	18	16	21	17
45	28	32	34	38	24	40	39	32	14	24	32	11
00	27	24	38	38	30	43	29	21	19	17	8	9
Hr Total	131	126	125	152	123	151	138	105	70	80	89	58

24 Hour Total : 2154
 AM peak hour begins : 08:00 AM peak volume : 183 Peak hour factor : 0.82
 PM peak hour begins : 17:15 PM peak volume : 157 Peak hour factor : 0.91

Traffic Survey Specialists, Inc. 624 Gardenia Terrace
 Delray Beach, Florida 33444 Phone (561) 272-3255
 Volume Report with 24 Hour Totals

Data File : D0317019.PRN
 Station : 000000031608
 Identification : 000210749503 Interval : 15 minutes
 Start date : Mar 17, 09 Start time : 00:00
 Stop date : Mar 17, 09 Stop time : 24:00
 City/Town : Miami, Florida County : Dade
 Location : SW 4 Avenue North of SW 2 Street

Mar 17 Total Volume for All Lanes

End Time	00	01	02	03	04	05	06	07	08	09	10	11
15	4	1	5	4	5	6	8	28	55	40	58	45
30	5	2	5	7	1	8	19	30	74	44	44	42
45	9	8	4	2	2	11	17	37	64	42	36	44
00	6	5	3	1	3	8	24	39	50	33	35	47
Hr Total	24	16	17	14	11	33	68	134	243	159	173	178

End Time	12	13	14	15	16	17	18	19	20	21	22	23
15	56	43	39	71	57	64	70	45	38	31	39	24
30	42	68	34	50	49	54	59	41	32	29	29	27
45	41	47	49	54	42	76	55	45	25	37	46	23
00	37	40	49	55	59	64	51	40	29	26	15	17
Hr Total	176	198	171	230	207	258	235	171	124	123	129	91

24 Hour Total : 3183
 AM peak hour begins : 08:00 AM peak volume : 243 Peak hour factor : 0.82
 PM peak hour begins : 17:30 PM peak volume : 269 Peak hour factor : 0.88

Traffic Survey Specialists, Inc. 624 Gardenia Terrace
 Delray Beach, Florida 33444 Phone (561) 272-3255
 Volume Report with 24 Hour Totals

 Data File : D0318033.PRN
 Station : 000000031608
 Identification : 000210749503 Interval : 15 minutes
 Start date : Mar 18, 09 Start time : 00:00
 Stop date : Mar 18, 09 Stop time : 24:00
 City/Town : Miami, Florida County : Dade
 Location : SW 4 Avenue North of SW 2 Street

Mar 18 Northbound Volume for Lane 1

End Time	00	01	02	03	04	05	06	07	08	09	10	11
15	9	4	3	2	2	1	2	9	13	9	12	13
30	3	10	2	2	1	2	3	2	17	11	7	10
45	6	6	2	0	0	0	7	14	20	10	14	11
00	6	6	6	1	1	1	4	5	12	9	6	13
Hr Total	24	26	13	5	4	4	16	30	62	39	39	47

End Time	12	13	14	15	16	17	18	19	20	21	22	23
15	20	13	24	11	29	25	26	13	16	7	5	5
30	19	16	20	14	16	26	19	24	11	8	11	3
45	3	19	23	20	30	17	16	5	7	9	5	7
00	10	17	6	17	17	28	20	14	16	7	5	1
Hr Total	52	65	73	62	92	96	81	56	50	31	26	16

24 Hour Total : 1009
 AM peak hour begins : 11:30 AM peak volume : 63 Peak hour factor : 0.79
 PM peak hour begins : 16:30 PM peak volume : 98 Peak hour factor : 0.82

Mar 18 Southbound Volume for Lane 2

End Time	00	01	02	03	04	05	06	07	08	09	10	11
15	10	11	1	5	3	7	10	19	43	32	33	32
30	6	8	3	2	0	3	10	14	54	31	22	28
45	13	9	3	5	2	8	15	35	39	16	28	31
00	7	6	1	1	2	5	17	30	48	26	27	36
Hr Total	36	34	8	13	7	23	52	98	184	105	110	127

End Time	12	13	14	15	16	17	18	19	20	21	22	23
15	43	48	34	20	36	35	46	22	19	12	21	20
30	32	33	38	31	35	51	36	35	12	10	19	12
45	34	35	34	22	29	35	29	23	14	19	20	16
00	28	39	33	51	36	37	37	21	22	21	10	7
Hr Total	137	155	139	124	136	158	148	101	67	62	70	55

24 Hour Total : 2149
 AM peak hour begins : 08:00 AM peak volume : 184 Peak hour factor : 0.85
 PM peak hour begins : 17:15 PM peak volume : 169 Peak hour factor : 0.83

Traffic Survey Specialists, Inc. 624 Gardenia Terrace
 Delray Beach, Florida 33444 Phone (561) 272-3255
 Volume Report with 24 Hour Totals

Data File : D0318033.PRN
 Station : 000000031608
 Identification : 000210749503 Interval : 15 minutes
 Start date : Mar 18, 09 Start time : 00:00
 Stop date : Mar 18, 09 Stop time : 24:00
 City/Town : Miami, Florida County : Dade
 Location : SW 4 Avenue North of SW 2 Street

Mar 18 Total Volume for All Lanes

End Time	00	01	02	03	04	05	06	07	08	09	10	11
15	19	15	4	7	5	8	12	28	56	41	45	45
30	9	18	5	4	1	5	13	16	71	42	29	38
45	19	15	5	5	2	8	22	49	59	26	42	42
00	13	12	7	2	3	6	21	35	60	35	33	49
Hr Total	60	60	21	18	11	27	68	128	246	144	149	174

End Time	12	13	14	15	16	17	18	19	20	21	22	23
15	63	61	58	31	65	60	72	35	35	19	26	25
30	51	49	58	45	51	77	55	59	23	18	30	15
45	37	54	57	42	59	52	45	28	21	28	25	23
00	38	56	39	68	53	65	57	35	38	28	15	8
Hr Total	189	220	212	186	228	254	229	157	117	93	96	71

24 Hour Total : 3158
 AM peak hour begins : 08:00 AM peak volume : 246 Peak hour factor : 0.87
 PM peak hour begins : 17:15 PM peak volume : 266 Peak hour factor : 0.86

Traffic Survey Specialists, Inc. 624 Gardenia Terrace
 Delray Beach, Florida 33444 Phone (561) 272-3255
 Volume Report with 24 Hour Totals

Data File : D0317020.PRN
 Station : 000000031603
 Identification : 000110252067 Interval : 15 minutes
 Start date : Mar 17, 09 Start time : 00:00
 Stop date : Mar 17, 09 Stop time : 24:00
 City/Town : Miami, Florida County : Dade
 Location : SW 15 Road West of SW 2 Avenue

Mar 17 Eastbound Volume for Lane 1

End Time	00	01	02	03	04	05	06	07	08	09	10	11
15	8	6	5	0	1	4	11	30	82	102	41	34
30	6	2	1	0	0	6	12	18	104	82	25	17
45	12	1	1	0	1	7	22	30	90	49	27	39
00	2	2	1	1	2	3	19	63	96	58	29	25
Hr Total	28	11	8	1	4	20	64	141	372	291	122	115

End Time	12	13	14	15	16	17	18	19	20	21	22	23
15	68	55	52	37	45	44	60	62	24	20	27	8
30	35	65	44	46	43	45	64	54	27	23	32	16
45	28	50	45	57	58	58	47	32	39	19	15	15
00	38	37	44	29	40	55	52	45	27	29	16	11
Hr Total	169	207	185	169	186	202	223	193	117	91	90	50

24 Hour Total : 3059
 AM peak hour begins : 08:15 AM peak volume : 392 Peak hour factor : 0.94
 PM peak hour begins : 17:30 PM peak volume : 237 Peak hour factor : 0.93

Mar 17 Westbound Volume for Lane 2

End Time	00	01	02	03	04	05	06	07	08	09	10	11
15	3	2	0	1	1	1	3	7	5	8	16	13
30	3	2	0	0	1	1	5	5	12	4	8	5
45	5	0	1	1	0	6	1	6	9	13	15	13
00	2	1	1	0	1	2	4	7	3	17	13	5
Hr Total	13	5	2	2	3	10	13	25	29	42	52	36

End Time	12	13	14	15	16	17	18	19	20	21	22	23
15	16	18	7	15	19	19	23	11	7	12	12	9
30	18	18	13	20	23	26	26	20	15	14	8	7
45	11	10	11	20	18	18	19	16	9	13	13	1
00	14	6	15	23	21	16	18	19	9	7	9	1
Hr Total	59	52	46	78	81	79	86	66	40	46	42	18

24 Hour Total : 925
 AM peak hour begins : 09:45 AM peak volume : 56 Peak hour factor : 0.82
 PM peak hour begins : 18:00 PM peak volume : 86 Peak hour factor : 0.83

Traffic Survey Specialists, Inc. 624 Gardenia Terrace
 Delray Beach, Florida 33444 Phone (561) 272-3255
 Volume Report with 24 Hour Totals

Data File : D0317020.PRN
 Station : 000000031603
 Identification : 000110252067 Interval : 15 minutes
 Start date : Mar 17, 09 Start time : 00:00
 Stop date : Mar 17, 09 Stop time : 24:00
 City/Town : Miami, Florida County : Dade
 Location : SW 15 Road West of SW 2 Avenue

Mar 17 Total Volume for All Lanes

End Time	00	01	02	03	04	05	06	07	08	09	10	11
15	11	8	5	1	2	5	14	37	87	110	57	47
30	9	4	1	0	1	7	17	23	116	86	33	22
45	17	1	2	1	1	13	23	36	99	62	42	52
00	4	3	2	1	3	5	23	70	99	75	42	30
Hr Total	41	16	10	3	7	30	77	166	401	333	174	151

End Time	12	13	14	15	16	17	18	19	20	21	22	23
15	84	73	59	52	64	63	83	73	31	32	39	17
30	53	83	57	66	66	71	90	74	42	37	40	23
45	39	60	56	77	76	76	66	48	48	32	28	16
00	52	43	59	52	61	71	70	64	36	36	25	12
Hr Total	228	259	231	247	267	281	309	259	157	137	132	68

24 Hour Total : 3984
 AM peak hour begins : 08:15 AM peak volume : 424 Peak hour factor : 0.91
 PM peak hour begins : 17:30 PM peak volume : 320 Peak hour factor : 0.89

Traffic Survey Specialists, Inc. 624 Gardenia Terrace
 Delray Beach, Florida 33444 Phone (561) 272-3255
 Volume Report with 24 Hour Totals

 Data File : D0318034.PRN
 Station : 000000031603
 Identification : 000110252067 Interval : 15 minutes
 Start date : Mar 18, 09 Start time : 00:00
 Stop date : Mar 18, 09 Stop time : 24:00
 City/Town : Miami, Florida County : Dade
 Location : SW 15 Road West of SW 2 Avenue

Mar 18 Eastbound Volume for Lane 1

End Time	00	01	02	03	04	05	06	07	08	09	10	11
15	8	5	1	2	0	4	5	26	80	81	35	42
30	8	0	0	1	1	5	10	24	101	70	34	43
45	7	4	0	2	1	6	27	36	90	50	25	39
00	4	1	2	3	2	8	17	54	91	56	22	44
Hr Total	27	10	3	8	4	23	59	140	362	257	116	168

End Time	12	13	14	15	16	17	18	19	20	21	22	23
15	42	45	50	43	32	28	66	45	36	25	20	19
30	31	50	43	42	34	45	50	44	28	26	24	10
45	45	43	44	38	47	57	61	44	31	18	19	16
00	49	46	42	31	35	64	50	31	31	19	31	10
Hr Total	167	184	179	154	148	194	227	164	126	88	94	55

24 Hour Total : 2957
 AM peak hour begins : 08:15 AM peak volume : 363 Peak hour factor : 0.90
 PM peak hour begins : 17:45 PM peak volume : 241 Peak hour factor : 0.91

Mar 18 Westbound Volume for Lane 2

End Time	00	01	02	03	04	05	06	07	08	09	10	11
15	3	5	0	2	1	0	1	5	10	8	11	12
30	1	0	0	1	0	1	2	2	6	9	10	10
45	5	0	2	2	1	1	2	7	2	6	11	10
00	2	2	2	1	0	4	4	7	8	7	8	9
Hr Total	11	7	4	6	2	6	9	21	26	30	40	41

End Time	12	13	14	15	16	17	18	19	20	21	22	23
15	9	18	17	10	6	15	10	13	14	11	11	11
30	6	9	13	12	13	20	26	19	15	13	10	7
45	12	13	19	13	14	14	19	12	15	10	7	6
00	15	17	8	12	10	16	15	12	13	8	7	9
Hr Total	42	57	57	47	43	65	70	56	57	42	35	33

24 Hour Total : 807
 AM peak hour begins : 10:15 AM peak volume : 41 Peak hour factor : 0.85
 PM peak hour begins : 18:15 PM peak volume : 73 Peak hour factor : 0.70

Traffic Survey Specialists, Inc. 624 Gardenia Terrace
 Delray Beach, Florida 33444 Phone (561) 272-3255
 Volume Report with 24 Hour Totals

Data File : D0318034.PRN
 Station : 000000031603
 Identification : 000110252067 Interval : 15 minutes
 Start date : Mar 18, 09 Start time : 00:00
 Stop date : Mar 18, 09 Stop time : 24:00
 City/Town : Miami, Florida County : Dade
 Location : SW 15 Road West of SW 2 Avenue

Mar 18 Total Volume for All Lanes

End Time	00	01	02	03	04	05	06	07	08	09	10	11
15	11	10	1	4	1	4	6	31	90	89	46	54
30	9	0	0	2	1	6	12	26	107	79	44	53
45	12	4	2	4	2	7	29	43	92	56	36	49
00	6	3	4	4	2	12	21	61	99	63	30	53
Hr Total	38	17	7	14	6	29	68	161	388	287	156	209

End Time	12	13	14	15	16	17	18	19	20	21	22	23
15	51	63	67	53	38	43	76	58	50	36	31	30
30	37	59	56	54	47	65	76	63	43	39	34	17
45	57	56	63	51	61	71	80	56	46	28	26	22
00	64	63	50	43	45	80	65	43	44	27	38	19
Hr Total	209	241	236	201	191	259	297	220	183	130	129	88

24 Hour Total : 3764
 AM peak hour begins : 08:00 AM peak volume : 388 Peak hour factor : 0.91
 PM peak hour begins : 17:45 PM peak volume : 312 Peak hour factor : 0.98

Traffic Survey Specialists, Inc. 624 Gardenia Terrace
 Delray Beach, Florida 33444 Phone (561) 272-3255
 Volume Report with 24 Hour Totals

 Data File : D0317018.PRN
 Station : 000000031602
 Identification : 000110252127 Interval : 15 minutes
 Start date : Mar 17, 09 Start time : 00:00
 Stop date : Mar 17, 09 Stop time : 24:00
 City/Town : Miami, Florida County : Dade
 Location : SE 15 Road East of Brickell Avenue

Mar 17 Eastbound Volume for Lane 1

End Time	00	01	02	03	04	05	06	07	08	09	10	11
15	9	5	0	0	2	1	2	12	61	111	37	28
30	5	2	2	0	0	2	5	19	62	86	42	30
45	6	4	2	0	0	4	10	31	83	62	36	37
00	3	3	6	1	1	4	9	23	103	44	52	40

Hr Total 23 14 10 1 3 11 26 85 309 303 167 135

End Time	12	13	14	15	16	17	18	19	20	21	22	23
15	45	46	57	47	35	55	70	56	34	35	25	15
30	47	63	46	40	56	54	71	47	37	36	28	24
45	46	56	39	44	39	46	73	63	24	34	27	29
00	51	47	53	45	56	49	59	45	32	36	21	15

Hr Total 189 212 195 176 186 204 273 211 127 141 101 83

24 Hour Total : 3185
 AM peak hour begins : 08:30 AM peak volume : 383 Peak hour factor : 0.86
 PM peak hour begins : 18:00 PM peak volume : 273 Peak hour factor : 0.93

Mar 17 Westbound Volume for Lane 2

End Time	00	01	02	03	04	05	06	07	08	09	10	11
15	7	3	0	1	1	4	2	26	61	48	41	43
30	3	4	0	1	1	3	10	32	54	51	35	38
45	4	3	0	1	1	5	20	28	60	42	49	51
00	5	0	2	1	2	7	16	45	69	34	51	44

Hr Total 19 10 2 4 5 19 48 131 244 175 176 176

End Time	12	13	14	15	16	17	18	19	20	21	22	23
15	49	45	43	57	55	103	105	45	29	27	16	15
30	46	44	43	29	42	73	85	50	29	19	14	8
45	45	45	43	41	49	49	57	58	20	16	11	12
00	46	50	46	43	37	67	51	33	18	21	16	6

Hr Total 186 184 175 170 183 292 298 186 96 83 57 41

24 Hour Total : 2960
 AM peak hour begins : 08:00 AM peak volume : 244 Peak hour factor : 0.88
 PM peak hour begins : 17:45 PM peak volume : 314 Peak hour factor : 0.75

Traffic Survey Specialists, Inc. 624 Gardenia Terrace
 Delray Beach, Florida 33444 Phone (561) 272-3255
 Volume Report with 24 Hour Totals

Data File : D0317018.PRN
 Station : 000000031602
 Identification : 000110252127 Interval : 15 minutes
 Start date : Mar 17, 09 Start time : 00:00
 Stop date : Mar 17, 09 Stop time : 24:00
 City/Town : Miami, Florida County : Dade
 Location : SE 15 Road East of Brickell Avenue

Mar 17 Total Volume for All Lanes

End Time	00	01	02	03	04	05	06	07	08	09	10	11
15	16	8	0	1	3	5	4	38	122	159	78	71
30	8	6	2	1	1	5	15	51	116	137	77	68
45	10	7	2	1	1	9	30	59	143	104	85	88
00	8	3	8	2	3	11	25	68	172	78	103	84
Hr Total	42	24	12	5	8	30	74	216	553	478	343	311

End Time	12	13	14	15	16	17	18	19	20	21	22	23
15	94	91	100	104	90	158	175	101	63	62	41	30
30	93	107	89	69	98	127	156	97	66	55	42	32
45	91	101	82	85	88	95	130	121	44	50	38	41
00	97	97	99	88	93	116	110	78	50	57	37	21
Hr Total	375	396	370	346	369	496	571	397	223	224	158	124

24 Hour Total : 6145
 AM peak hour begins : 08:30 AM peak volume : 611 Peak hour factor : 0.89
 PM peak hour begins : 17:45 PM peak volume : 577 Peak hour factor : 0.82

Traffic Survey Specialists, Inc. 624 Gardenia Terrace
 Delray Beach, Florida 33444 Phone (561) 272-3255
 Volume Report with 24 Hour Totals

Data File : D0318029.PRN
 Station : 000000031602
 Identification : 000110252127 Interval : 15 minutes
 Start date : Mar 18, 09 Start time : 00:00
 Stop date : Mar 18, 09 Stop time : 24:00
 City/Town : Miami, Florida County : Dade
 Location : SE 15 Road East of Brickell Avenue

Mar 18 Eastbound Volume for Lane 1

End Time	00	01	02	03	04	05	06	07	08	09	10	11
15	17	4	3	4	0	1	5	17	42	74	56	38
30	11	5	1	3	0	0	3	23	58	81	41	56
45	6	3	3	1	0	4	8	24	79	55	36	46
00	4	5	4	1	2	3	8	36	97	48	36	54
Hr Total	38	17	11	9	2	8	24	100	276	258	169	194

End Time	12	13	14	15	16	17	18	19	20	21	22	23
15	69	66	53	46	42	43	61	60	43	37	22	19
30	84	54	37	34	45	53	51	45	45	39	18	25
45	36	56	41	37	26	52	70	36	37	23	30	15
00	45	48	48	48	44	52	49	45	40	31	24	11
Hr Total	234	224	179	165	157	200	231	186	165	130	94	70

24 Hour Total : 3141
 AM peak hour begins : 08:30 AM peak volume : 331 Peak hour factor : 0.85
 PM peak hour begins : 12:00 PM peak volume : 234 Peak hour factor : 0.70

Mar 18 Westbound Volume for Lane 2

End Time	00	01	02	03	04	05	06	07	08	09	10	11
15	8	6	0	1	0	2	4	31	46	45	35	30
30	6	1	3	1	0	1	10	23	54	51	52	62
45	5	2	2	1	0	6	14	38	60	42	35	35
00	4	4	2	1	4	1	15	46	68	28	38	41
Hr Total	23	13	7	4	4	10	43	138	228	166	160	168

End Time	12	13	14	15	16	17	18	19	20	21	22	23
15	50	65	35	37	51	79	61	47	28	21	20	13
30	53	66	56	37	44	77	48	29	18	20	11	13
45	48	57	39	34	44	74	72	40	28	11	20	8
00	45	46	41	44	48	68	46	23	29	16	14	7
Hr Total	196	234	171	152	187	298	227	139	103	68	65	41

24 Hour Total : 2845
 AM peak hour begins : 08:00 AM peak volume : 228 Peak hour factor : 0.84
 PM peak hour begins : 17:00 PM peak volume : 298 Peak hour factor : 0.94

Traffic Survey Specialists, Inc. 624 Gardenia Terrace
 Delray Beach, Florida 33444 Phone (561) 272-3255
 Volume Report with 24 Hour Totals

 Data File : D0318029.PRN
 Station : 000000031602
 Identification : 000110252127 Interval : 15 minutes
 Start date : Mar 18, 09 Start time : 00:00
 Stop date : Mar 18, 09 Stop time : 24:00
 City/Town : Miami, Florida County : Dade
 Location : SE 15 Road East of Brickell Avenue

Mar 18 Total Volume for All Lanes

End Time	00	01	02	03	04	05	06	07	08	09	10	11
15	25	10	3	5	0	3	9	48	88	119	91	68
30	17	6	4	4	0	1	13	46	112	132	93	118
45	11	5	5	2	0	10	22	62	139	97	71	81
00	8	9	6	2	6	4	23	82	165	76	74	95
Hr Total	61	30	18	13	6	18	67	238	504	424	329	362

End Time	12	13	14	15	16	17	18	19	20	21	22	23
15	119	131	88	83	93	122	122	107	71	58	42	32
30	137	120	93	71	89	130	99	74	63	59	29	38
45	84	113	80	71	70	126	142	76	65	34	50	23
00	90	94	89	92	92	120	95	68	69	47	38	18
Hr Total	430	458	350	317	344	498	458	325	268	198	159	111

24 Hour Total : 5986
 AM peak hour begins : 08:30 AM peak volume : 555 Peak hour factor : 0.84
 PM peak hour begins : 17:00 PM peak volume : 498 Peak hour factor : 0.96

Traffic Survey Specialists, Inc. 624 Gardenia Terrace
 Delray Beach, Florida 33444 Phone (561) 272-3255
 Volume Report with 24 Hour Totals

Data File : D0325004.PRN
 Station : 000000032403
 Identification : 000411692013 Interval : 15 minutes
 Start date : Mar 25, 09 Start time : 00:00
 Stop date : Mar 25, 09 Stop time : 24:00
 City/Town : Miami, Florida County : Dade
 Location : NW 1 Avenue North of NW 3 Street

Mar 25 Northbound Volume for Lane 1

End Time	00	01	02	03	04	05	06	07	08	09	10	11
15	5	2	2	4	0	4	5	23	28	30	33	30
30	3	3	0	1	1	3	5	19	35	32	36	49
45	2	2	4	4	0	2	8	20	30	36	42	53
00	4	3	0	1	3	8	11	37	27	38	36	47
Hr Total	14	10	6	10	4	17	29	99	120	136	147	179

End Time	12	13	14	15	16	17	18	19	20	21	22	23
15	50	34	28	50	57	59	41	15	16	13	11	7
30	53	36	43	47	50	58	36	13	11	6	7	4
45	47	44	40	41	52	59	21	25	9	10	11	4
00	42	51	46	36	65	35	19	17	11	18	4	4
Hr Total	192	165	157	174	224	211	117	70	47	47	33	19

24 Hour Total : 2227
 AM peak hour begins : 11:30 AM peak volume : 203 Peak hour factor : 0.96
 PM peak hour begins : 16:45 PM peak volume : 241 Peak hour factor : 0.93

Mar 25 Southbound Volume for Lane 2

End Time	00	01	02	03	04	05	06	07	08	09	10	11
15	2	1	0	1	0	0	5	21	46	50	32	29
30	1	3	0	2	2	6	10	29	60	62	30	33
45	1	1	0	2	7	5	16	44	47	46	44	23
00	2	0	2	0	3	14	15	68	55	40	35	33
Hr Total	6	5	2	5	12	25	46	162	208	198	141	118

End Time	12	13	14	15	16	17	18	19	20	21	22	23
15	40	30	25	28	18	27	16	13	2	1	3	1
30	40	23	36	19	20	27	10	6	3	1	4	3
45	36	27	28	27	25	31	14	9	2	0	2	2
00	31	36	30	26	27	14	7	9	5	3	5	5
Hr Total	147	116	119	100	90	99	47	37	12	5	14	11

24 Hour Total : 1725
 AM peak hour begins : 07:45 AM peak volume : 221 Peak hour factor : 0.81
 PM peak hour begins : 12:00 PM peak volume : 147 Peak hour factor : 0.92

Traffic Survey Specialists, Inc. 624 Gardenia Terrace
 Delray Beach, Florida 33444 Phone (561) 272-3255
 Volume Report with 24 Hour Totals

Data File : D0325004.PRN
 Station : 000000032403
 Identification : 000411692013 Interval : 15 minutes
 Start date : Mar 25, 09 Start time : 00:00
 Stop date : Mar 25, 09 Stop time : 24:00
 City/Town : Miami, Florida County : Dade
 Location : NW 1 Avenue North of NW 3 Street

Mar 25 Total Volume for All Lanes

End Time	00	01	02	03	04	05	06	07	08	09	10	11
15	7	3	2	5	0	4	10	44	74	80	65	59
30	4	6	0	3	3	9	15	48	95	94	66	82
45	3	3	4	6	7	7	24	64	77	82	86	76
00	6	3	2	1	6	22	26	105	82	78	71	80

Hr Total 20 15 8 15 16 42 75 261 328 334 288 297

End Time	12	13	14	15	16	17	18	19	20	21	22	23
15	90	64	53	78	75	86	57	28	18	14	14	8
30	93	59	79	66	70	85	46	19	14	7	11	7
45	83	71	68	68	77	90	35	34	11	10	13	6
00	73	87	76	62	92	49	26	26	16	21	9	9

Hr Total 339 281 276 274 314 310 164 107 59 52 47 30

24 Hour Total : 3952
 AM peak hour begins : 07:45 AM peak volume : 351 Peak hour factor : 0.84
 PM peak hour begins : 16:45 PM peak volume : 353 Peak hour factor : 0.96

Traffic Survey Specialists, Inc. 624 Gardenia Terrace
 Delray Beach, Florida 33444 Phone (561) 272-3255
 Volume Report with 24 Hour Totals

Data File : D0326004.PRN
 Station : 000000032403
 Identification : 000411692013 Interval : 15 minutes
 Start date : Mar 26, 09 Start time : 00:00
 Stop date : Mar 26, 09 Stop time : 24:00
 City/Town : Miami, Florida County : Dade
 Location : NW 1 Avenue North of NW 3 Street

Mar 26 Northbound Volume for Lane 1

End Time	00	01	02	03	04	05	06	07	08	09	10	11
15	4	10	1	0	1	1	4	21	40	30	43	42
30	2	3	2	1	1	2	7	21	31	30	27	38
45	8	0	1	1	2	3	11	16	34	30	30	50
00	7	1	2	2	2	16	20	34	26	32	57	39
Hr Total	21	14	6	4	6	22	42	92	131	122	157	169

End Time	12	13	14	15	16	17	18	19	20	21	22	23
15	32	42	49	38	35	45	35	21	14	9	9	17
30	52	48	29	52	43	60	42	10	11	12	11	6
45	52	48	43	45	52	52	17	15	12	10	6	5
00	36	45	46	42	51	49	16	17	14	4	12	15
Hr Total	172	183	167	177	181	206	110	63	51	35	38	43

24 Hour Total : 2212
 AM peak hour begins : 10:45 AM peak volume : 187 Peak hour factor : 0.82
 PM peak hour begins : 16:30 PM peak volume : 208 Peak hour factor : 0.87

Mar 26 Southbound Volume for Lane 2

End Time	00	01	02	03	04	05	06	07	08	09	10	11
15	1	3	1	1	1	2	5	18	60	63	29	31
30	2	4	0	1	4	4	6	22	41	52	31	38
45	2	1	0	0	2	6	10	40	50	45	36	24
00	0	0	1	0	5	14	17	69	60	35	29	24
Hr Total	5	8	2	2	12	26	38	149	211	195	125	117

End Time	12	13	14	15	16	17	18	19	20	21	22	23
15	43	25	33	29	22	23	18	7	4	4	4	6
30	32	35	21	33	23	31	10	10	7	3	4	2
45	38	34	37	30	30	33	12	4	3	3	3	2
00	33	23	31	30	26	25	13	16	0	3	9	7
Hr Total	146	117	122	122	101	112	53	37	14	13	20	17

24 Hour Total : 1764
 AM peak hour begins : 08:30 AM peak volume : 225 Peak hour factor : 0.89
 PM peak hour begins : 12:00 PM peak volume : 146 Peak hour factor : 0.85

Traffic Survey Specialists, Inc. 624 Gardenia Terrace
 Delray Beach, Florida 33444 Phone (561) 272-3255
 Volume Report with 24 Hour Totals

Data File : D0326004.PRN
 Station : 000000032403
 Identification : 000411692013 Interval : 15 minutes
 Start date : Mar 26, 09 Start time : 00:00
 Stop date : Mar 26, 09 Stop time : 24:00
 City/Town : Miami, Florida County : Dade
 Location : NW 1 Avenue North of NW 3 Street

Mar 26 Total Volume for All Lanes

End Time	00	01	02	03	04	05	06	07	08	09	10	11
15	5	13	2	1	2	3	9	39	100	93	72	73
30	4	7	2	2	5	6	13	43	72	82	58	76
45	10	1	1	1	4	9	21	56	84	75	66	74
00	7	1	3	2	7	30	37	103	86	67	86	63
Hr Total	26	22	8	6	18	48	80	241	342	317	282	286

End Time	12	13	14	15	16	17	18	19	20	21	22	23
15	75	67	82	67	57	68	53	28	18	13	13	23
30	84	83	50	85	66	91	52	20	18	15	15	8
45	90	82	80	75	82	85	29	19	15	13	9	7
00	69	68	77	72	77	74	29	33	14	7	21	22
Hr Total	318	300	289	299	282	318	163	100	65	48	58	60

24 Hour Total : 3976
 AM peak hour begins : 07:45 AM peak volume : 359 Peak hour factor : 0.87
 PM peak hour begins : 16:45 PM peak volume : 321 Peak hour factor : 0.88
