





APPENDIX 21-9

Vehicle Occupancy Counts
for the
Person-Trip Methodology

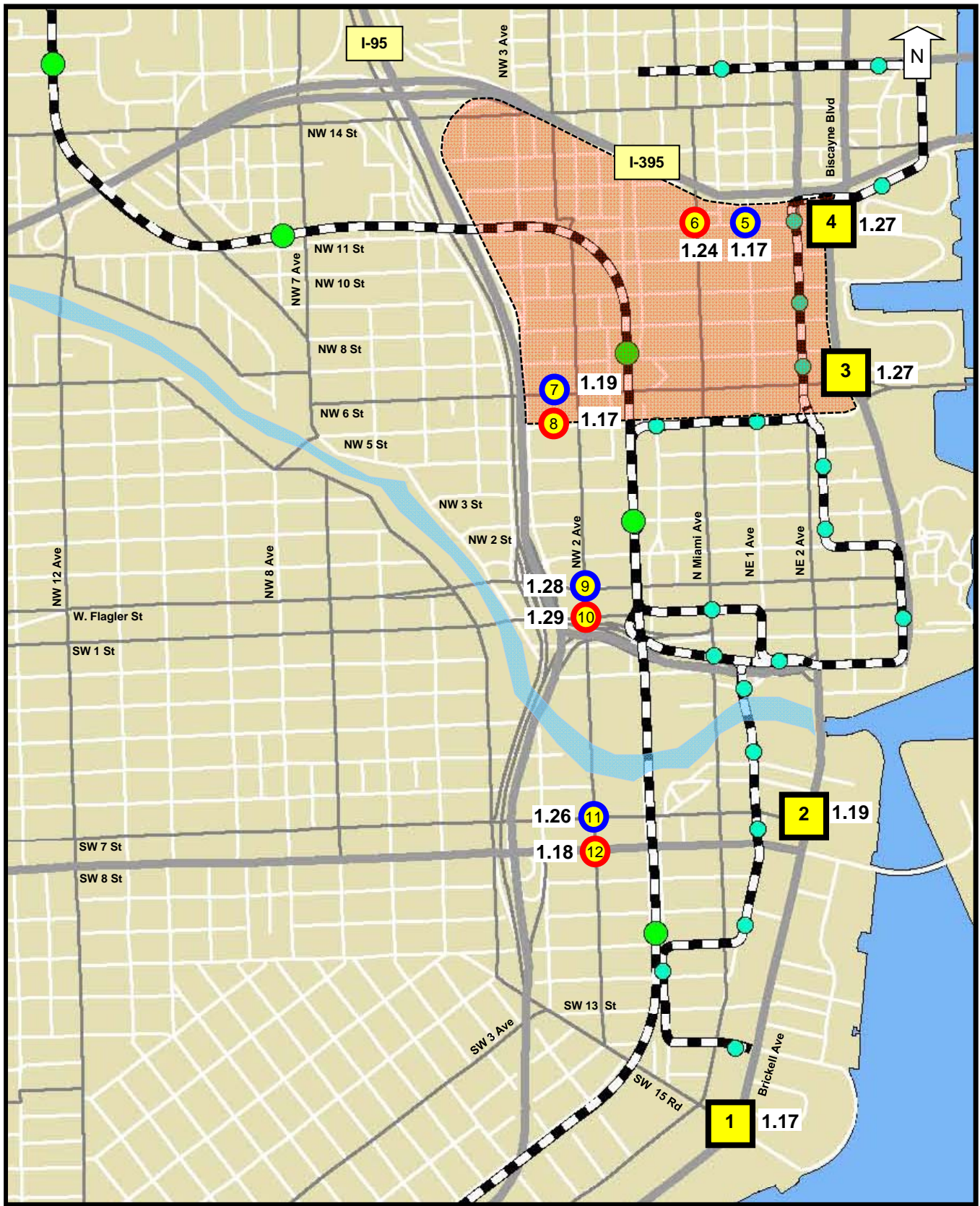


-  Metrorail
-  Metromover
-  PM Only Vehicle Occupancy Count - 2009
-  AM Only Vehicle Occupancy Count - 2009

 1

AM and PM Vehicle Occupancy Count - 2009

Figure C-1
 Vehicle Occupancy Count Locations
 SEOPW DRI – Increment III
 August 2010



- 1 AM and PM Peak Hour Vehicle Occupancy Counts
- 12 PM Peak Hour Only Vehicle Occupancy Count
- 12 AM Peak Hour Only Vehicle Occupancy Count

Map J-2D
 Vehicle Occupancy Counts
 SEOPW DRI – Increment III

Source: Cathy Sweetapple & Associates

Existing Conditions

Updated Vehicle Occupancy Data:

- Collected in May 2009
- AM and PM Occupancy Counts
- PM Only Occupancy Counts for one-way roadways serving outbound travel
- AM Only Occupancy Counts for one-way roadways serving inbound travel
- Recorded Occupancy based upon:
 - 1 person per vehicle
 - 2 persons per vehicle
 - 3 or more persons per vehicle

- 1** AM and PM Vehicle Occupancy Count
- 12** PM Only Vehicle Occupancy Count
- 12** AM Only Vehicle Occupancy Count



TABLE 21-A4 - Updated Vehicle Occupancy Counts

Vehicle Occupancy Count Locations	Count Date	Timeframe Surveyed	Roadway Direction	Total Persons	Total Vehicles	PPV
Biscayne Blvd at NE 11 Street	5/6/2009	AM and PM	Two-Way	11547	9113	1.2671
Biscayne Blvd at NE 6 Street	5/7/2009	AM and PM	Two-Way	13124	10328	1.2707
Brickell Avenue at SE 7 Street	5/6/2009	AM and PM	Two-Way	12907	10841	1.1906
Brickell Avenue at SE 15 Road	5/5/2009	AM and PM	Two-Way	9594	8226	1.1663
NE 1 Avenue at NE 11 Street	5/5/2009	PM	WB	4210	3593	1.1717
North Miami Avenue at NE 11 Street	5/5/2009	AM	EB	1352	1087	1.2438
NW 3 Avenue at NW 6 Street	5/5/2009	PM	WB	3530	2960	1.1926
NW 3 Court at NW 5 Street	5/5/2009	AM	EB	4076	3488	1.1686
SW 2 Avenue at Flagler Street	5/5/2009	PM	WB	3202	2507	1.2772
SW 2 Avenue at SW 1 Street	5/5/2009	AM	EB	4273	3317	1.2882
SW 2 Avenue at SW 7 Street	5/5/2009	PM	WB	6048	4816	1.2558
SW 2 Avenue at SW 8 Street	5/5/2009	AM	EB	6174	5225	1.1816
Average				80037	65501	1.2219
Two-Way Roadways			Two-Way	47172	38508	1.2250
Westbound - PM Peak Hour			WB - PM	16990	13876	1.2244
Eastbound - AM Peak Hour			EB - AM	15875	13117	1.2103
Overall Average				80037	65501	1.2219

SE 15TH ROAD & BRICKELL AVENUE
 MIAMI, FLORIDA
 COUNTED BY: M. ESPINOSA & D. KALEKY
 SIGNALIZED

Traffic Survey Specialists, Inc.
 624 Gardenia Terrace
 Delray Beach, Florida 33444
 (561) 272-3255 Fax (561) 272-4381

Study Name: 15ST_BRI
 Site Code : 00090010
 Start Date: 05/05/09
 Page : 1

Vehicle Occupancy

Start Time	BRICKELL AVENUE From North				SE 15TH ROAD From East				BRICKELL AVENUE From South				SE 15TH ROAD From West				Intvl. Total
	1 Person	2 People	3+ People	Miss	1 Person	2 People	3+ People	Miss	1 Person	2 People	3+ People	Miss	1 Person	2 People	3+ People	Miss	
05/05/09																	
07:00	64	11	3	6	22	3	0	6	85	12	4	3	21	6	5	0	251
07:15	61	16	8	3	29	2	0	4	117	10	5	1	21	6	2	0	285
07:30	93	8	3	7	34	4	0	2	145	11	3	5	42	7	0	0	364
07:45	110	10	6	4	32	3	0	2	228	22	7	4	45	11	0	0	484
Hour	328	45	20	20	117	12	0	14	575	55	19	13	129	30	7	0	1384
08:00	121	17	3	2	43	5	0	2	277	40	5	0	68	6	0	0	589
08:15	114	9	7	4	41	3	0	1	288	23	3	4	94	3	1	1	596
08:30	132	16	1	1	50	1	0	5	373	23	5	3	94	9	3	1	717
08:45	116	15	3	2	53	2	0	4	384	30	6	7	82	9	0	0	713
Hour	483	57	14	9	187	11	0	12	1322	116	19	14	338	27	4	2	2615
[BREAK]	-----																
16:00	174	34	10	5	22	2	0	1	86	31	3	5	52	14	0	0	439
16:15	143	35	5	7	28	8	0	2	143	21	4	3	50	15	2	0	466
16:30	183	33	5	5	33	3	0	0	118	27	6	5	53	13	1	0	485
16:45	165	44	6	9	25	10	1	4	132	16	4	4	53	18	2	0	493
Hour	665	146	26	26	108	23	1	7	479	95	17	17	208	60	5	0	1883
17:00	226	36	2	15	48	11	5	4	145	29	4	3	71	15	0	2	616
17:15	288	47	2	13	55	11	0	6	131	19	1	1	66	12	5	2	659
17:30	247	43	1	22	47	10	1	3	179	11	2	3	68	19	0	0	656
17:45	261	42	7	9	40	7	1	1	146	21	6	1	74	12	4	0	632
Hour	1022	168	12	59	190	39	7	14	601	80	13	8	279	58	9	4	2563
Total	2498	416	72	114	602	85	8	47	2977	346	68	52	954	175	25	6	8445
% Apr.	80.5	13.4	2.3	3.6	81.1	11.4	1.0	6.3	86.4	10.0	1.9	1.5	82.2	15.0	2.1	0.5	-
% Int.	29.5	4.9	0.8	1.3	7.1	1.0	-	0.5	35.2	4.0	0.8	0.6	11.2	2.0	0.2	-	-

SE 7TH STREET & BRICKELL AVENUE
MIAMI, FLORIDA

COUNTED BY: RUIZ, MOLESTINA & GONZALEZ
SIGNALIZED

Traffic Survey Specialists, Inc.
624 Gardenia Terrace
Delray Beach, Florida 33444
(561) 272-3255 Fax (561) 272-4381

Study Name: 7STR_BRI
Site Code : 00090010
Start Date: 05/06/09
Page : 1

Vehicle Occupancy

Start Time	BRICKELL AVENUE From North				PARKING GARAGE From East				BRICKELL AVENUE From South				SE 7TH STREET From West				Intvl. Total	
	1	2	3+	Miss	1	2	3+	Miss	1	2	3+	Miss	1	2	3+	Miss		
05/06/09																		
07:00	82	19	1	0	4	0	0	0	183	18	2	0	0	0	0	0	0	309
07:15	134	31	1	2	6	0	0	0	196	28	3	0	0	0	0	0	0	401
07:30	165	28	6	2	3	0	0	0	232	32	4	1	0	0	0	0	0	473
07:45	197	46	4	1	6	0	0	0	279	41	5	0	0	0	0	0	0	579
Hour	578	124	12	5	19	0	0	0	890	119	14	1	0	0	0	0	0	1762
08:00	225	35	2	0	4	0	0	0	345	37	6	2	0	0	0	0	0	656
08:15	300	39	7	2	11	1	0	0	341	55	10	1	0	0	0	0	0	767
08:30	329	39	5	1	20	1	0	0	412	36	7	1	0	0	0	0	0	851
08:45	348	47	3	0	17	2	0	0	419	52	2	0	0	0	0	0	0	890
Hour	1202	160	17	3	52	4	0	0	1517	180	25	4	0	0	0	0	0	3164
[BREAK]	-----																	
16:00	183	53	13	2	43	3	0	0	290	57	10	0	0	0	0	0	0	654
16:15	192	57	8	0	32	2	0	0	252	59	5	0	0	0	0	0	0	607
16:30	174	58	18	0	65	2	1	0	250	70	15	0	0	0	0	0	0	653
16:45	199	57	8	0	52	2	0	0	274	58	1	0	0	0	0	0	0	651
Hour	748	225	47	2	192	9	1	0	1066	244	31	0	0	0	0	0	0	2565
17:00	249	72	11	1	106	5	0	0	296	58	7	0	0	0	0	0	0	805
17:15	219	99	9	0	107	10	1	0	361	66	4	0	0	0	0	0	0	876
17:30	262	78	11	1	89	6	0	0	357	49	4	0	0	0	0	0	0	857
17:45	222	66	11	0	108	4	0	0	353	52	13	0	0	0	0	0	0	829
Hour	952	315	42	2	410	25	1	0	1367	225	28	0	0	0	0	0	0	3367
Total	3480	824	118	12	673	38	2	0	4840	768	98	5	0	0	0	0	0	10858
% Apr.	78.4	18.5	2.6	0.2	94.3	5.3	0.2	-	84.7	13.4	1.7	-	-	-	-	-	-	-
% Int.	32.0	7.5	1.0	0.1	6.1	0.3	-	-	44.5	7.0	0.9	-	-	-	-	-	-	-

Traffic Survey Specialists, Inc.

NE 6TH STREET & BISCAYNE BOULEVARD
 MIAMI, FLORIDA
 COUNTED BY: WILTZ, RUIZ, JOHN, MOLESTINA
 & GONZALEZ

624 Gardenia Terrace
 Delray Beach, Florida 33444
 (561) 272-3255 Fax (561) 272-4381

Study Name: 6STR_BIS
 Site Code : 00090010
 Start Date: 05/07/09
 Page : 1

Vehicle Occupancy

Start Time	BISCAYNE BOULEVARD From North				NE 6TH STREET From East				BISCAYNE BOULEVARD From South				NE 6TH STREET From West				Intvl.	Total
	Person	People	People	Miss	Person	People	People	Miss	Person	People	People	Miss	Person	People	People	Miss		
05/07/09																		
07:00	135	28	26	4	14	2	1	0	100	12	5	0	0	0	0	0	0	327
07:15	171	38	21	4	30	4	0	0	95	18	1	0	0	0	0	0	0	382
07:30	220	36	2	1	35	3	0	0	113	21	4	0	0	0	0	0	0	435
07:45	244	46	8	0	22	2	0	0	102	19	5	1	0	0	0	0	0	449
Hour	770	148	57	9	101	11	1	0	410	70	15	1	0	0	0	0	0	1593
08:00	273	35	12	2	52	4	0	0	132	25	7	0	0	0	0	0	0	542
08:15	291	39	8	3	31	3	0	0	129	19	3	1	0	0	0	0	0	527
08:30	327	42	2	3	56	4	1	0	142	20	9	1	0	0	0	0	0	607
08:45	373	55	4	2	58	1	0	0	160	31	7	2	0	0	0	0	0	693
Hour	1264	171	26	10	197	12	1	0	563	95	26	4	0	0	0	0	0	2369
[BREAK]																		
16:00	128	48	18	0	238	42	8	1	216	68	20	1	0	0	0	0	0	788
16:15	99	48	14	2	155	14	9	1	252	81	31	1	0	0	0	0	0	707
16:30	130	45	10	3	191	16	3	4	253	72	18	0	0	0	0	0	0	745
16:45	159	60	14	2	157	13	1	0	262	69	20	0	0	0	0	0	0	757
Hour	516	201	56	7	741	85	21	6	983	290	89	2	0	0	0	0	0	2997
17:00	165	58	9	4	273	32	6	1	297	84	15	0	0	0	0	0	0	944
17:15	134	54	15	0	162	19	4	1	343	81	19	0	0	0	0	0	0	832
17:30	135	55	11	1	131	21	4	0	326	100	20	1	0	0	0	0	0	805
17:45	131	56	13	3	143	15	6	1	308	126	37	2	0	0	0	0	0	841
Hour	565	223	48	8	709	87	20	3	1274	391	91	3	0	0	0	0	0	3422
Total	3115	743	187	34	1748	195	43	9	3230	846	221	10	0	0	0	0	0	10381
% Apr.	76.3	18.2	4.5	0.8	87.6	9.7	2.1	0.4	74.9	19.6	5.1	0.2	-	-	-	-	-	-
% Int.	30.0	7.1	1.8	0.3	16.8	1.8	0.4	-	31.1	8.1	2.1	-	-	-	-	-	-	-

NE 11TH STREET & BISCAYNE BOULEVARD
 MIAMI, FLORIDA
 COUNTED BY: WILTZ, ESPINOSA & KALEKY
 SIGNALIZED

TRAFFIC SURVEY SPECIALISTS, INC.
 624 GARDENIA TERRACE
 DELRAY BEACH, FLORIDA 33444
 (561) 272-3255 FAX (561) 272-4381

Site Code : 00009010
 Start Date: 05/06/09
 File I.D. : 11S_BISC
 Page : 1

Vehicle Occupancy

Date	BISCAYNE BOULEVARD				-----				BISCAYNE BOULEVARD				NE 11TH STREET				Total
	From North				From East				From South				From West				
	1	2	3+	Miss	1	2	3+	Miss	1	2	3+	Miss	1	2	3+	Miss	
05/06/09																	
07:00	128	26	6	5	0	0	0	0	95	15	12	1	8	1	0	0	297
07:15	165	50	4	0	0	0	0	0	90	29	9	5	3	2	0	0	357
07:30	205	37	8	0	0	0	0	0	126	17	9	2	19	4	0	0	427
07:45	254	43	4	2	0	0	0	0	123	24	5	0	28	3	0	0	486
Hr Total	752	156	22	7	0	0	0	0	434	85	35	8	58	10	0	0	1567
08:00	333	33	5	1	0	0	0	0	166	28	2	5	12	2	0	0	587
08:15	330	41	4	0	0	0	0	0	156	28	7	2	12	1	0	0	581
08:30	323	42	5	1	0	0	0	0	176	24	10	7	9	0	0	0	597
08:45	402	62	3	0	0	0	0	0	200	18	3	6	6	3	0	0	703
Hr Total	1388	178	17	2	0	0	0	0	698	98	22	20	39	6	0	0	2468
* BREAK *																	
16:00	148	55	12	0	0	0	0	0	226	76	15	21	4	0	1	0	558
16:15	136	54	11	0	0	0	0	0	258	93	13	8	3	1	1	0	578
16:30	150	61	22	0	0	0	0	0	254	116	11	17	3	2	0	0	636
16:45	145	54	15	0	0	0	0	0	267	98	12	13	1	0	0	0	605
Hr Total	579	224	60	0	0	0	0	0	1005	383	51	59	11	3	2	0	2377
17:00	136	61	13	2	0	0	0	0	318	97	13	16	2	0	1	0	659
17:15	175	61	14	1	0	0	0	0	360	94	17	20	6	2	0	0	750
17:30	147	68	14	1	0	0	0	0	399	90	15	22	4	1	1	0	762
17:45	152	56	17	0	0	0	0	0	334	97	15	23	11	6	0	0	711
Hr Total	610	246	58	4	0	0	0	0	1411	378	60	81	23	9	2	0	2882
TOTAL	3329	804	157	13	0	0	0	0	3548	944	168	168	131	28	4	0	9294

NE 11TH STREET & NE 1ST AVENUE
 MIAMI, FLORIDA
 COUNTED BY: JOHNNY MOLESTINA
 SIGNALIZED

Traffic Survey Specialists, Inc.
 624 Gardenia Terrace
 Delray Beach, Florida 33444
 (561) 272-3255 Fax (561) 272-4381

Study Name: 11S1AV_M
 Site Code : 00090010
 Start Date: 05/05/09
 Page : 1

Vehicle Occupancy

Start Time	NE 1ST AVENUE From North				NE 11TH STREET From East				NE 1ST AVENUE From South				NE 11TH STREET From West				Intvl. Total
	Person	People	People	Miss	Person	People	People	Miss	Person	People	People	Miss	Person	People	People	Miss	
05/05/09																	
16:00	0	0	0	0	28	9	2	0	284	41	6	5	0	0	0	0	375
16:15	0	0	0	0	36	6	0	0	350	43	15	6	0	0	0	0	456
16:30	0	0	0	0	28	7	1	0	305	45	6	3	0	0	0	0	395
16:45	0	0	0	0	33	6	2	0	358	44	5	2	0	0	0	0	450
Hour	0	0	0	0	125	28	5	0	1297	173	32	16	0	0	0	0	1676
17:00	0	0	0	0	52	7	0	0	368	53	7	8	0	0	0	0	495
17:15	0	0	0	0	51	11	6	0	424	46	12	6	0	0	0	0	556
17:30	0	0	0	0	40	11	1	0	346	57	10	4	0	0	0	0	469
17:45	0	0	0	0	32	10	1	0	327	49	12	2	0	0	0	0	433
Hour	0	0	0	0	175	39	8	0	1465	205	41	20	0	0	0	0	1953
Total	0	0	0	0	300	67	13	0	2762	378	73	36	0	0	0	0	3629
% Apr.	-	-	-	-	78.9	17.6	3.4	-	85.0	11.6	2.2	1.1	-	-	-	-	-
% Int.	-	-	-	-	8.2	1.8	0.3	-	76.1	10.4	2.0	0.9	-	-	-	-	-

NE/NW 11TH STREET & N MIAMI AVENUE
 MIAMI, FLORIDA
 COUNTED BY: JOHNNY MOLESTINA
 SIGNALIZED

Traffic Survey Specialists, Inc.
 624 Gardenia Terrace
 Delray Beach, Florida 33444
 (561) 272-3255 Fax (561) 272-4381

Study Name: 11SMIA_M
 Site Code : 00090010
 Start Date: 05/05/09
 Page : 1

Vehicle Occupancy

Start Time	N MIAMI AVENUE From North				NE 11TH STREET From East				N MIAMI AVENUE From South				NW 11TH STREET From West				Intvl.	Total
	Person	People	People	Miss	Person	People	People	Miss	Person	People	People	Miss	Person	People	People	Miss		
05/05/09																		
07:00	43	12	3	0	11	3	0	1	0	0	0	0	0	0	0	0	0	73
07:15	52	19	1	1	7	0	0	0	0	0	0	0	0	0	0	0	0	80
07:30	63	26	2	2	10	0	0	0	0	0	0	0	0	0	0	0	0	103
07:45	112	15	8	0	4	0	0	0	0	0	0	0	0	0	0	0	0	139
Hour	270	72	14	3	32	3	0	1	0	0	0	0	0	0	0	0	0	395
08:00	108	35	5	3	9	0	0	0	0	0	0	0	0	0	0	0	0	160
08:15	121	33	5	2	6	0	0	1	0	0	0	0	0	0	0	0	0	168
08:30	136	25	2	3	10	2	0	0	0	0	0	0	0	0	0	0	0	178
08:45	153	30	5	0	9	1	1	1	0	0	0	0	0	0	0	0	0	200
Hour	518	123	17	8	34	3	1	2	0	0	0	0	0	0	0	0	0	706
Total	788	195	31	11	66	6	1	3	0	0	0	0	0	0	0	0	0	1101
% Apr.	76.8	19.0	3.0	1.0	86.8	7.8	1.3	3.9	-	-	-	-	-	-	-	-	-	-
% Int.	71.5	17.7	2.8	0.9	5.9	0.5	-	0.2	-	-	-	-	-	-	-	-	-	-

NW 6TH STREET & NW 3RD AVENUE
 MIAMI, FLORIDA
 COUNTED BY: CARLOS WILTZ
 SIGNALIZED

Traffic Survey Specialists, Inc.
 624 Gardenia Terrace
 Delray Beach, Florida 33444
 (561) 272-3255 Fax (561) 272-4381

Study Name: 6ST3AV_W
 Site Code : 00090010
 Start Date: 05/05/09
 Page : 1

Vehicle Occupancy

Start Time	NW 3RD AVENUE From North				NW 6TH STREET From East				NW 3RD AVENUE From South				NW 6TH STREET From West				Intvl.	Total
	1	2	3+	Miss	1	2	3+	Miss	1	2	3+	Miss	1	2	3+	Miss		
05/05/09																		
16:00	0	0	0	0	112	19	5	1	163	27	9	0	0	0	0	0		336
16:15	0	0	0	0	84	22	3	0	151	46	5	0	0	0	0	0		311
16:30	0	0	0	0	128	21	1	3	158	28	12	2	0	0	0	0		353
16:45	0	0	0	0	127	20	2	2	187	23	3	0	0	0	0	0		364
Hour	0	0	0	0	451	82	11	6	659	124	29	2	0	0	0	0		1364
17:00	0	0	0	0	171	23	2	3	217	28	4	1	0	0	0	0		449
17:15	0	0	0	0	140	17	1	1	218	34	9	3	0	0	0	0		423
17:30	0	0	0	0	116	13	2	2	225	44	5	1	0	0	0	0		408
17:45	0	0	0	0	84	16	4	0	189	29	13	0	0	0	0	0		335
Hour	0	0	0	0	511	69	9	6	849	135	31	5	0	0	0	0		1615
Total	0	0	0	0	962	151	20	12	1508	259	60	7	0	0	0	0		2979
% Apr.	-	-	-	-	84.0	13.1	1.7	1.0	82.2	14.1	3.2	0.3	-	-	-	-		-
% Int.	-	-	-	-	32.2	5.0	0.6	0.4	50.6	8.6	2.0	0.2	-	-	-	-		-

NW 5TH STREET & NW 3RD COURT
 MIAMI, FLORIDA
 COUNTED BY: CARLOS WILTZ
 SIGNALIZED

Traffic Survey Specialists, Inc.
 624 Gardenia Terrace
 Delray Beach, Florida 33444
 (561) 272-3255 Fax (561) 272-4381

Study Name: 5ST3CT_W
 Site Code : 00090010
 Start Date: 05/05/09
 Page : 1

Vehicle Occupancy

Start Time	NW 3RD COURT From North				NW 5TH STREET From East				NW 3RD COURT From South				NW 5TH STREET From West				Intvl. Total
	Person	People	People	Miss	Person	People	People	Miss	Person	People	People	Miss	Person	People	People	Miss	
05/05/09																	
07:00	237	32	5	4	0	0	0	0	0	0	0	0	14	5	3	0	300
07:15	244	39	8	3	0	0	0	0	0	0	0	0	25	9	6	0	334
07:30	325	46	8	2	0	0	0	0	0	0	0	0	41	3	5	3	433
07:45	446	48	10	2	0	0	0	0	0	0	0	0	56	6	5	2	575
Hour	1252	165	31	11	0	0	0	0	0	0	0	0	136	23	19	5	1642
08:00	407	39	14	3	0	0	0	0	0	0	0	0	41	13	6	2	525
08:15	417	46	6	8	0	0	0	0	0	0	0	0	41	13	10	1	542
08:30	311	25	11	4	0	0	0	0	0	0	0	0	47	12	5	1	416
08:45	314	27	4	2	0	0	0	0	0	0	0	0	44	5	4	1	401
Hour	1449	137	35	17	0	0	0	0	0	0	0	0	173	43	25	5	1884
Total	2701	302	66	28	0	0	0	0	0	0	0	0	309	66	44	10	3526
% Apr.	87.2	9.7	2.1	0.9	-	-	-	-	-	-	-	-	72.0	15.3	10.2	2.3	-
% Int.	76.6	8.5	1.8	0.7	-	-	-	-	-	-	-	-	8.7	1.8	1.2	0.2	-

W FLAGLER STREET & SW 2ND AVENUE
 MIAMI, FLORIDA
 COUNTED BY: L. PALOMINO & I. GONZALEZ
 SIGNALIZED

Traffic Survey Specialists, Inc.
 624 Gardenia Terrace
 Delray Beach, Florida 33444
 (561) 272-3255 Fax (561) 272-4381

Study Name: FLAG2AVE
 Site Code : 00090010
 Start Date: 05/05/09
 Page : 1

Vehicle Occupancy

Start Time	SW 2ND AVENUE From North				W FLAGLER STREET From East				SW 2ND AVENUE From South				W FLAGLER STREET From West				Intvl. Total
	Person	People	People	Miss	Person	People	People	Miss	Person	People	People	Miss	Person	People	People	Miss	
05/05/09																	
16:00	69	13	1	0	48	24	2	0	92	33	2	0	13	1	1	0	299
16:15	53	15	1	0	40	18	2	0	120	23	4	0	9	2	0	0	287
16:30	66	9	1	0	40	26	2	0	111	33	1	0	5	3	0	0	297
16:45	74	18	0	0	32	29	4	0	112	32	6	0	9	3	3	0	322
Hour	262	55	3	0	160	97	10	0	435	121	13	0	36	9	4	0	1205
17:00	77	24	4	0	57	29	3	0	113	20	4	0	8	2	0	0	341
17:15	97	19	2	0	46	30	4	0	115	26	12	0	10	1	0	0	362
17:30	57	7	1	0	31	33	4	0	131	24	3	0	4	1	0	0	296
17:45	57	9	1	0	50	30	2	0	131	13	2	0	7	1	0	0	303
Hour	288	59	8	0	184	122	13	0	490	83	21	0	29	5	0	0	1302
Total	550	114	11	0	344	219	23	0	925	204	34	0	65	14	4	0	2507
% Apr.	81.4	16.8	1.6	-	58.7	37.3	3.9	-	79.5	17.5	2.9	-	78.3	16.8	4.8	-	-
% Int.	21.9	4.5	0.4	-	13.7	8.7	0.9	-	36.8	8.1	1.3	-	2.5	0.5	0.1	-	-

SW 1ST STREET & SW 2ND AVENUE
 MIAMI, FLORIDA
 COUNTED BY: L. PALOMINO & I. GONZALEZ
 SIGNALIZED

Traffic Survey Specialists, Inc.
 624 Gardenia Terrace
 Delray Beach, Florida 33444
 (561) 272-3255 Fax (561) 272-4381

Study Name: 1STR_2AV
 Site Code : 00090010
 Start Date: 05/05/09
 Page : 1

Vehicle Occupancy

Start Time	SW 2ND AVENUE From North				SW 1ST STREET From East				SW 2ND AVENUE From South				SW 1ST STREET From West				Intvl. Total
	Person	People	People	Miss	Person	People	People	Miss	Person	People	People	Miss	Person	People	People	Miss	
05/05/09																	
07:00	28	6	4	0	0	0	0	0	55	17	5	0	96	42	7	0	260
07:15	24	2	5	1	0	0	0	0	78	25	3	0	138	54	12	0	342
07:30	42	8	6	0	0	0	0	0	100	15	4	0	178	47	4	0	404
07:45	59	5	5	0	0	0	0	0	124	29	5	0	148	72	8	1	456
Hour	153	21	20	1	0	0	0	0	357	86	17	0	560	215	31	1	1462
08:00	57	8	8	0	0	0	0	0	110	20	4	0	155	49	11	0	422
08:15	72	8	7	0	0	0	0	0	126	23	5	0	174	48	6	0	469
08:30	64	9	7	0	0	0	0	0	152	32	3	0	187	56	10	0	520
08:45	50	4	5	0	0	0	0	0	137	32	5	0	151	57	5	0	446
Hour	243	29	27	0	0	0	0	0	525	107	17	0	667	210	32	0	1857
Total	396	50	47	1	0	0	0	0	882	193	34	0	1227	425	63	1	3319
% Apr.	80.1	10.1	9.5	0.2	-	-	-	-	79.5	17.4	3.0	-	71.5	24.7	3.6	-	-
% Int.	11.9	1.5	1.4	-	-	-	-	-	26.5	5.8	1.0	-	36.9	12.8	1.8	-	-

SW 7TH STREET & SW 2ND AVENUE
 MIAMI, FLORIDA
 COUNTED BY: G. JOHN & C. RUIZ
 SIGNALIZED

Traffic Survey Specialists, Inc.
 624 Gardenia Terrace
 Delray Beach, Florida 33444
 (561) 272-3255 Fax (561) 272-4381

Study Name: 7STR2AVE
 Site Code : 00090010
 Start Date: 05/05/09
 Page : 1

Vehicle Occupancy

Start Time	SW 2ND AVENUE From North				SW 7TH STREET From East				SW 2ND AVENUE From South				SW 7TH STREET From West				Intvl. Total
	1 Person	2 People	3+ People	Miss	1 Person	2 People	3+ People	Miss	1 Person	2 People	3+ People	Miss	1 Person	2 People	3+ People	Miss	
05/05/09																	
16:00	92	19	1	0	259	63	12	1	84	21	4	1	0	0	0	0	557
16:15	73	20	1	1	233	63	8	1	94	27	9	1	0	0	0	0	531
16:30	100	23	3	0	271	66	8	0	86	31	6	1	0	0	0	0	595
16:45	115	38	3	0	233	66	5	1	95	27	5	2	0	0	0	0	590
Hour	380	100	8	1	996	258	33	3	359	106	24	5	0	0	0	0	2273
17:00	116	28	8	0	310	73	6	0	80	20	4	1	0	0	0	0	646
17:15	118	37	2	0	300	49	21	2	100	18	3	1	0	0	0	0	651
17:30	115	28	13	0	275	74	4	0	89	25	5	1	0	0	0	0	629
17:45	112	31	3	0	273	70	6	1	106	25	5	1	0	0	0	0	633
Hour	461	124	26	0	1158	266	37	3	375	88	17	4	0	0	0	0	2559
Total	841	224	34	1	2154	524	70	6	734	194	41	9	0	0	0	0	4832
% Apr.	76.4	20.3	3.0	-	78.2	19.0	2.5	0.2	75.0	19.8	4.1	0.9	-	-	-	-	-
% Int.	17.4	4.6	0.7	-	44.5	10.8	1.4	0.1	15.1	4.0	0.8	0.1	-	-	-	-	-

SW 8TH STREET & SW 2ND AVENUE
 MIAMI, FLORIDA
 COUNTED BY: G. JOHN & C. RUIZ
 SIGNALIZED

Traffic Survey Specialists, Inc.
 624 Gardenia Terrace
 Delray Beach, Florida 33444
 (561) 272-3255 Fax (561) 272-4381

Study Name: 8STR2AVE
 Site Code : 00090010
 Start Date: 05/05/09
 Page : 1

Vehicle Occupancy

Start Time	SW 2ND AVENUE From North				SW 8TH STREET From East				SW 2ND AVENUE From South				SW 8TH STREET From West				Intvl. Total
	Person	People	People	Miss	Person	People	People	Miss	Person	People	People	Miss	Person	People	People	Miss	
05/05/09																	
07:00	26	6	0	0	0	0	0	0	47	16	5	2	260	57	10	7	436
07:15	29	5	0	0	0	0	0	0	72	15	2	0	269	39	16	1	448
07:30	31	7	4	0	0	0	0	0	87	16	2	1	345	52	8	3	556
07:45	37	9	3	1	0	0	0	0	101	14	1	1	415	68	10	2	662
Hour	123	27	7	1	0	0	0	0	307	61	10	4	1289	216	44	13	2102
08:00	64	18	1	0	0	0	0	0	99	7	2	0	458	60	6	2	717
08:15	39	19	3	0	0	0	0	0	105	9	2	1	524	88	8	3	801
08:30	59	12	6	0	0	0	0	0	112	24	1	1	503	73	5	3	799
08:45	65	16	1	1	0	0	0	0	83	14	1	0	551	95	8	1	836
Hour	227	65	11	1	0	0	0	0	399	54	6	2	2036	316	27	9	3153
Total	350	92	18	2	0	0	0	0	706	115	16	6	3325	532	71	22	5255
% Apr.	75.7	19.9	3.8	0.4	-	-	-	-	83.7	13.6	1.8	0.7	84.1	13.4	1.7	0.5	-
% Int.	6.6	1.7	0.3	-	-	-	-	-	13.4	2.1	0.3	0.1	63.2	10.1	1.3	0.4	-